

Chapter 13

Locks and Alarms

**For if a man watch too long, it is odds he will fall asleepe.
– FRANCIS BACON**

**The greatest of faults, I should say,
is to be conscious of none.
– THOMAS CARLYLE**

13.1 Introduction

Most security engineers nowadays focus on electronic systems, but physical protection cannot be neglected. First, if you're advising on a company's overall risk management, then walls and locks are a factor. Second, as it's easier to teach someone with an electrical engineering or computer science background the basics of physical security than the other way round, interactions between physical and logical protection are usually up to the systems person to manage. Third, you will often be asked for your opinion on your client's installations – which may have been built by contractors with little understanding of system issues. You'll need to be able to give informed, but diplomatic, advice. Fourth, many information security mechanisms can be defeated if a bad man gets physical access, whether at the factory, or during shipment, or before installation. Fifth, many mechanical locks have recently been completely compromised by 'bumping', an easy covert-entry technique; their manufacturers often seem unaware of vulnerabilities that enable their products to be quickly bypassed. Finally, many of the electronic locks that are replacing them are easy to compromise, either because they use cryptography that's been broken (such as Mifare classic) or because of poor integration of the mechanical and digital components.

Much of physical security is just common sense, but there are some non-obvious twists and there have been significant recent advances in technology. There are useful ideas from criminology and architecture on how you can reduce the incidence of crime around your facilities; some of these may go across into system design too. And there's a very interesting case study in burglar alarms.

For example, in order to defeat a burglar alarm it's enough to make it stop working, or even just to persuade the guards that it has become unreliable. This gives a new perspective on *denial of service attacks*. Just as we've seen military messaging systems designed to enforce confidentiality and bookkeeping systems whose goal is preserving record authenticity, monitoring gives us the classic example of systems that need to be dependably available. If there is a burglar in my bank vault, then I don't care very much who else gets to know (so I'm not worried about confidentiality), or who it was who told me (so authenticity isn't a major concern); but I do care very much that an attempt to tell me is not thwarted. Historically, about 90% of computer security research was about confidentiality, about 9% about authenticity and 1% about availability. But actual attacks – and companies' infosec expenditures – are often the other way round, with more spent on availability than on authenticity and confidentiality combined. And it's alarm systems, above all else, that can teach us about availability.

13.2 Threats and Barriers

Physical security engineering is no different at heart from the digital variety: you perform a threat analysis, then design a system that involves equipment and procedures, then test it. You evaluate it according to criteria agreed with the customer, which in 2019 may mean that a bank headquarters building has a specification setting out five years' maintenance cost, building software penetration testing and a security policy [340]. The design and testing of entry controls and alarms is driven by a policy based on:

Deter – detect – alarm – delay – respond

A facility can deter intruders using hard methods such as concrete walls, or softer methods such as being inconspicuous. It will then have one or more layers of barriers and sensors whose job is to keep out casual intruders, detect deliberate intruders, and make it difficult for them to get in too quickly. This will be complemented by an alarm system designed to get a response to the scene in time. As the barriers will have doors for authorized staff to go in and out, there will be entry control that could be anything from metal keys to biometric scanners. Finally, these measures will be supported by operational controls. How do you cope, for example, with your facility manager having his family taken hostage?

As I noted earlier, one of the ways in which you get your staff to accept dual controls and integrate them into their work culture is that these controls protect them, as well as protecting the assets. You need to embed the operational aspects of security in the firm's culture or they won't work well, and this applies to physical security just as much as to the computer variety. It's also vital to get unified operational security across the physical, business and information domains: there's little point in spending \$10m to protect a vault containing \$100m of diamonds if a bad man can sneak a false delivery order into your system, and send a courier to pick up the diamonds from reception. That is another reason why, as the information security expert, you have to pay

attention to the physical side too.

13.2.1 Threat model

An important design consideration is the attacker's level of skill, equipment and motivation. And as we've seen in one context after another, security isn't a scalar. It doesn't make sense to ask 'Is device X secure?' without a context: 'secure against whom and in what environment?'

In the absence of an 'international standard burglar', the nearest I know to a working classification is one developed by a US Army expert [169].

- *Derek* is a 19-year old addict. He's looking for a low-risk opportunity to steal something he can sell for his next fix.
- *Charlie* is a 40-year old inadequate with seven convictions for burglary. He's spent seventeen of the last twenty-five years in prison. Although not very intelligent he is cunning and experienced; he has picked up a lot of 'lore' during his spells inside. He steals from small shops and suburban houses, taking whatever he thinks he can sell to local fences.
- *Bruno* is a 'gentleman criminal'. His business is mostly stealing art. As a cover, he runs a small art gallery. He has a (forged) university degree in art history on the wall, and one conviction for robbery eighteen years ago. After two years in jail, he changed his name and moved to a different part of the country. He has done occasional 'black bag' jobs for intelligence agencies who know his past. He'd like to get into computer crime, but the most he's done so far is lock hacking and alarm tampering.
- *Abdurrahman* heads a cell of a dozen agents, most with military training. They have access to weapons and explosives, with PhD-grade technical support provided by his home country. Abdurrahman himself came third out of a class of 280 at its military academy. His mission is to deal with the country's opponents overseas, typically by covert entry into their homes or offices to plant listening devices or to install malware into their computers and phones. One of the possible missions that his agency and government are considering is to steal plutonium. He thinks of himself as a good man rather than a bad man.

So Derek is unskilled, Charlie is skilled, Bruno is highly skilled and may have the help of an unskilled insider such as a cleaner, while Abdurrahman is not only highly skilled but has substantial resources. He may even have the help of one or more skilled insiders who have been suborned. (It's true that many terrorists these days are barely at Charlie's level, but it would not be prudent to design a nuclear power station on the assumption that Charlie would be the highest grade of attacker you have to worry about. And now that your power station's dozens of contractors are moving their systems to the cloud, you can bet that one of them will be vulnerable to a capable motivated hacker.)

While the sociologists focus on Derek, the criminologists on Charlie and the military on Abdurrahman, our concern is mainly with Bruno. He isn't the

highest available grade of ‘civilian’ criminal: that distinction probably goes to the bent bankers and lawyers who launder money for drug gangs, or the guys who write malware for online crime gangs. But the physical defenses of banks and computer rooms tend to be designed with Bruno in mind.

13.2.2 Deterrence

The first consideration is whether you can prevent bad people ever trying to break in. It’s a good idea to make your asset anonymous and inconspicuous if you can. It might be a nondescript building in the suburbs; in somewhere like Hong Kong, with its sky-high property prices, it might be half a floor of an nondescript office block.

Location matters; some neighbourhoods have much less crime than others. Part of this has to do with whether other property nearby is protected, and how easy it is for a crook to tell which properties are protected. If owners just install visible alarms, they may redistribute crime to their neighbours; but invisible alarms that get criminals caught rather than just sent next door can deter crime in a whole neighbourhood. For example, Ian Ayres and Steven Levitt studied the effect on auto thefts of Lojack, a radio tag that’s embedded invisibly in cars and lets the police find them if they’re stolen. In towns where a lot of cars have Lojack, car thieves are caught quickly and ‘chop-shops’ that break up stolen cars for parts are closed down. Ayres and Levitt found that although a motorist who installs Lojack pays about \$100 a year, the social benefit from his doing this – the reduced car crime suffered by others – is \$1500 [146]. The same applies to real estate; a neighbourhood in which lots of houses have high-grade alarms that quietly call the police is a dangerous place for a burglar to work. In fact, physical property crimes have fallen substantially in the USA, the UK and many other countries since the early 1990s.

But that’s not all. Since the 1960s, there has arisen a substantial literature on using environmental design to deflect and deter threats. Much of this evolved in the context of low-income housing, as criminologists and architects learned which designs made crime more or less likely. In 1961, Elizabeth Wood urged architects to improve the visibility of apartment units by residents, and create communal spaces where people would gather and keep apartment entrances in view, thus fostering social surveillance; areas that are out of sight are more vulnerable [1968]. In 1972, Oscar Newman developed this into the concept of ‘Defensible Space’: buildings should ‘release the latent sense of territoriality and community’ of residents [1393]. Small courtyards are better than large parks, as intruders are more likely to be identified, and residents are more likely to challenge them. At the same time, Ray Jeffery developed a model that is based on psychology rather than sociology and thus takes account of the wide differences between individual offenders; it is reflected in our four ‘model’ villains. Intruders are not all the same, and not all rational [1557].

Jeffery’s ‘Crime Prevention Through Environmental Design’ has been influential and challenges a number of old-fashioned ideas about deterrence. Old timers liked bright security lights; but they create glare, and pools of shadow in which villains can lurk. It’s better to have a civilised front, with windows overlooking sidewalks and car parks. In the old days, cyclone fences with barbed

wire were thought to be a good thing; but they communicate an absence of personal control. A communal area with picnic seating, in which activities happen frequently, has a greater deterrent effect. Trees also help, as they make shared areas feel safer (perhaps a throwback to an ancestral environment where grassland with some trees helped us see predators coming and take refuge from them). Access matters too; defensible spaces should have single egress points, so that potential intruders are afraid of being trapped. It's been found, for example, that CCTV cameras only deter crime in facilities such as car parks where there's a single exit [747]. There are also many tricks developed over the years, from using passing vehicles to enhance site visibility to planting low thorn bushes under windows. Railings can make better barriers than walls, as you can see through them. Advice on these can be found in modern standards such as [314].

Another influential idea is the broken-windows theory of George Kelling and Catherine Coles [1003]. They noted that if a building has a broken window that's not repaired, then soon vandals will break more, and perhaps squatters or drug dealers will move in; if litter is left on a sidewalk then eventually people will start dumping their trash there. So problems should be fixed when they're still small. Kelling was hired as a consultant to help New York clean up its vandalised subways, and inspired the zero-tolerance movement of police chief William Bratton, who cracked down on public drinkers, squeegee men and other nuisances. Both petty crime and serious crime in New York fell sharply. Criminologists still argue about whether the fall was due to zero tolerance, or to other simultaneous changes such as demographics [1117] and right-to-carry laws [1154].

A related set of ideas can be found in the situational crime prevention theory of Ronald Clarke. This builds on the work of Jeffery and Newman, and is broader than just property crime; it proposes a number of principles for reducing crime generally by increasing the risks and effort, reducing the rewards and provocations, and removing excuses. Its focus is largely on designing crime out of products and out of the routines of everyday life; it's pragmatic and driven by applications [428]. It involves detailed study of specific threats; for example, car theft is considered to be a number of different problems, such as joyriding by juveniles, theft to get home at night and theft by professional gangs of cars for dismantling or sale abroad – these threats are best countered by quite different measures. Such empirical studies may be criticised by criminologists with a sociology background as lacking 'theory', but are gaining influence and are not far from what security engineers do. Many of the mechanisms discussed in this book fit easily within a framework of application-level opportunity reduction.

This framework naturally accommodates the extension of environmental controls to other topics when needed. So if you're planning on anonymity of your hosting centres as a defence against targeted attack, you have to think about how you limit the number of people who know where those premises are. At least, that was the traditional approach; but it may not be the last word. Many firms have moved entirely to third-party cloud services and have no hosting centres any more. This can save physical security costs, as well as sysadmin salaries and electricity.

13.2.3 Walls and barriers

Once you've decided what environmental features you'll use to deter Derek or Charlie from trying to break into your site, and how you make it harder for Bruno to find out which of your sites he should break into, you then have the problem of designing the physical barriers.

Your first task is to figure out what you're really trying to protect. In the old days, banks used to go to great lengths to make life really tough for robbers, but this has its limits: a robber can always threaten to shoot a customer. So by the 1980s, the philosophy had shifted to 'give him all the cash he can see'. This philosophy has spread to the rest of retail. In 1997, Starbucks reviewed physical security following an incident in which three employees were shot dead in a bungled robbery. They decided to move the safes from the manager's office to the front of the store, and made these safes highly visible not just to staff, customers and passers-by, but also to the control room via CCTV. A side-benefit was improved customer service. The new design was tested at a number of US locations, where increased sales and loss reductions gave a good return on investment [492]. I notice that people increasingly leave their car keys just inside the front door at home, rather than keeping them on their bedside table. If someone breaks into your house at night to steal your car, do you really want to engage them in hand-to-hand combat?

Second, having settled your protection goals, you have to decide what perimeters or boundaries you'll have for what purposes, and where. A growth industry recently has been vehicle traps to prevent cars or trucks being brought close to iconic targets, whether to carry bombs or to run down sightseers. But it's a mistake to focus on rare but 'exciting' threats at the expense of mundane ones. Many buildings have stout walls but roofs that are easy to penetrate; perhaps a terrorist would blow himself up at your main gate to no effect, but an environmental protester could cripple your fab and cost you hundreds of millions in lost production by climbing on the roof, cutting a hole and dropping some burning newspaper.

For this reason, organisations such as NIST, the Builders' Hardware Manufacturers' Association, Underwriters' Laboratories, and their equivalents in other countries have a plethora of test results and standards for walls, roofs, safes and so on. The basic idea is to assess how long a barrier will resist an attacker who has certain resources – typically hand tools or power tools. Normal building materials don't offer much delay at all; you get through a cavity brick wall in less than a minute with a sledgehammer, and regardless of how expensive a lock you put on your front door, a SWAT team will just break the door off its hinges with a battering-ram. So could a robber. So the designers of data centres, bank vaults and the like favour reinforced concrete walls, floors and roofs, with steel doorframes. But if the bad guys can work undisturbed all weekend, even concrete won't keep them out. In England's biggest burglary, a gang of elderly criminals drilled through the 20-inch concrete wall of a safe deposit company in Hatton Garden in 2015 and made off with £14m in diamonds. Four years later, the ringleader was caught and it emerged at trial how he'd posed as a phone company engineer to tamper with the security system, then used a mobile phone jammer to block the alarm signal [1500].

Beware that the organisations that certify locks, safes and vaults often make outdated assumptions about attack tools. The lock on your car steering wheel is certified to resist a man putting his weight on it; but car thieves have learned to use a scaffolding pole, which gives the leverage to break it. The typical bank vault is certified to resist attack for ten minutes, yet your local Fire Department can get through in two minutes using a modern angle grinder. And if the bad guys have access to proper explosives, they can get through almost anything in seconds. Another issue is the thermic lance, or burning bar, which will cut through most barrier materials quickly: safe engineers use such things to get into a vault whose combination has been lost. Robbers can get them too. So barriers can't be seen in isolation. You have to be aware of assumptions about the threats, and about the intrusion detection and response on which you can rely.

13.2.4 Mechanical locks

The locksmithing industry has been seriously upset in recent years by developments that have exposed the vulnerability of many low-cost mechanical and electronic locks.

The first of these is *bumping*. This technique enables many mechanical locks to be opened quickly and without damage by unskilled people using tools that are now readily available. Its main target is the pin-tumbler lock originally patented by Linus Yale in 1860 (see Figure 13.1). This was actually used in ancient Egypt, but Yale rediscovered it and it's often known as a 'Yale lock', although many other firms make them too nowadays.




Figure 13.1: – a cutaway pin-tumbler lock (Courtesy of Marc Weber Tobias)

These locks have a cylindrical plug set inside a shell, and prevented from rotating by a number of *pin stacks*. Each stack usually consists of two or three pins, one on top of the other. The *bottom pin* or *key pin* makes direct contact with the key; behind it is a spring-loaded *top pin* or *driver pin* that forces the bottom pin as far down as possible in the keyway. When the correct key is inserted, the gaps between the top pin and the bottom pin in each stack align with the edge of the plug, creating a *shear line*; the plug can now be turned. A typical house or office lock might have five or six pins each of which could have the gap in ten different positions, giving a theoretical key diversity of 10^5 or 10^6 possible *key differs*. The actual number will be less because of mechanical

tolerances and key-cutting restrictions.

It had been known for years that such locks can be picked, given special tools. You can find details in the MIT Lock Picking Manual [1834] or in treatises such as that by Marc Weber Tobias [1829]: the basic idea is that you twist the plug slightly using a tension wrench, and then manipulate the pins with a lockpick until they all line up along the shear line. Such techniques have been used by specialists such as locksmiths for years; but they take a lot of practice, and it's unlawful to possess the tools in many jurisdictions (for the laws in the USA, see [1831]). Until recently, lockpicking was generally thought to be a threat only to high-value targets such as investment banks and embassies.

The new discovery is that an attacker can insert a specially made *bump key* each of whose teeth is set at the lowest pin position and whose shoulder is slightly rounded. (Such keys are also known as '999' keys as all the teeth are at the lowest position, or *bitting*, namely number 9.) The intruder can then place the key under slight torsion with their fingertips and tap the key head with a rubber mallet. The shock causes the pins to bounce upwards; the applied torsion causes them to stick as the spring pushes them back down, but with the gap at the cylinder edge. The net effect is that with a few taps of the mallet, the lock can be opened.

This trick had been known for years, but recently became much more effective because of better tools and techniques. It was publicised by a 2005 white paper written by Barry Wels and Rop Gonggrijp of The Open Organization Of Lockpickers (TOOOL), a Dutch 'lock sports' group (as amateur locksmithing is now known [1940]). TV coverage spread the message to a wide audience. The view of experts is that bumping deskills lockpicking, with potentially serious consequences [1830]. It's been found, for example, that the locks in US mailboxes can be opened easily, as can the pin-tumbler locks with 70% of the US domestic market. The Dutch paper, and the subsequent publicity, kicked off an arms race, with vendors producing more complex designs and amateur locksmiths reporting bumping attacks on many of them. We now have lockpicking kits at my lab so schoolkids can play with them during open days. They love it!

Just about all metal locks have been broken. When I worked in banking, locks from Medeco were thought to be unpickable (and even certified as such), and were used to protect the hardware security modules in which the bank's most important cryptographic keys were kept. The company had a dominant position in the high-security lock market. Medeco uses secondary keying in the angle at which cuts are made in the key. In this 'biaxial' system, angled cuts rotate the pins to engage sliders. In 2005, Medeco introduced the m3 which also has a simple sidebar in the form of a slider cut into the side of the key. Yet in 2007, Tobias reported an attack on the m3 and biaxial locks, using a bent paperclip to set the slider and then a combination of bumping and picking to rotate the plug [1832].

What can a householder do? As an experiment, I replaced my own front door lock. The only high-security product I could find in a store within an hour's drive turned out to be a rebranded Mul-T-Lock device from Israel. It took two attempts to install, jamming the first time; it then took about a week for family members to learn to use the more complex deadbolt, which can easily

fail open if operated carelessly. And the next time we were visited by someone with an intelligence background, he remarked that in the UK only drug dealers fitted such locks; so if the police ever pass by, I might end up on their database as a suspect. The lock did not wear well; after a few years it started sticking open, and when I removed it, I noted that some ball bearings had come out. This dubious improvement to my home security cost me £200 as opposed to £20 for a standard product; and as in practice a burglar could always break a window, our actual protection still depends more on our location and our dogs than on ironmongery. Indeed, Yochanan Shachmurove and colleagues surveyed the residents of Greenwich, Connecticut, and built a model of how domestic burglaries varied as a function of the precautions taken; locks and deadbolts had essentially no effect, as there were always alternative means of entry such as windows. The most effective deterrents were alarms and visible signs of occupancy such as cars in the drive [1655].

The situation for commercial firms is slightly better (but not much). The usual standards for high-security locks in the USA, UL 437 and ANSI 156.30, specify resistance to picking and drilling, but not to bumping; and although pick-resistant locks are generally more difficult to bump, this is no guarantee. Knowledge does exist about which lock designs resist bumping, but you have to look for it. (Tobias' paper, and www.toool.org, are good starting points.)

Purchasers therefore face a lemons market – as one might suspect anyway from the glossiness, fluffiness and lack of technical content of most lock vendors' marketing literature. And even expensive pick-resistant locks are often poorly installed by builders or OEMs; when I once had to break into a cryptographic processor with a Medeco lock, I found that it turned a cam made of white metal, which bent easily when we tried to lever it open. Indeed a recent security alert by Tobias disclosed that one of the most popular high security deadbolts could be mechanically bypassed by sliding a narrow screwdriver down the keyway, catching the bolt at the end and turning it, even without defeating the extensive security protections within the lock. This design had existed for more than twenty years and the vulnerability was unknown to the manufacturer before the disclosure. Many high-security installations employ similar hardware.

The second recent class of problems are *master-key attacks*. These were also known to locksmiths for some time but were improved and published by Matt Blaze¹. Master-key systems are designed so that in addition to the individual key for each door in a building, there can be a top-level master key that opens them all – say, for use by the cleaners. More complex schemes are common; in our building, for example, I can open my students' doors while the system administrators and cleaners can open mine. In pin-tumbler locks, such schemes are implemented by having extra cuts in some of the pin stacks. Thus instead of having a top pin and a bottom pin with a single cut between them, some of the pin stacks will have a middle pin as well.

The master-key attack is to search for the extra cuts one at a time. Suppose my key biting is 557346, and the master key for my corridor is 232346. I make

¹There was an interesting response: "For a few days, my e-mail inbox was full of angry letters from locksmiths, the majority of which made both the point that I'm a moron, because everyone knew about this already, as well as the point that I'm irresponsible, because this method is much too dangerous to publish". The paper is [250].

a key with the bitting 157346, and try it in the lock. It doesn't work. I then file the first position down to 257346. As 2 is a valid bitting for the first pin, this opens the lock, and as it's different from my user bitting of 5, I know it's the master key bitting for that pin. I will have to try on average four bittings for each pin, and if three pins are master-keyed then I'll have a master key after about twelve tests. So master keying allows much greater convenience not just to the building occupants but also to the serious burglar. This matters, as most large commercial premises that still have metal keys use master keying. There are master-keying systems that resist this attack – for example, the Austrian lockmaker Evva has a system involving magnets embedded in metal keys that are much harder to duplicate. But most fielded systems appear vulnerable, and the invention of 3-d printing has made them even more so.

A big headache with mechanical master-keying systems is revocation. Key-holders leave, and may be dishonest or careless. They may have cut a copy of their key, and sold it to an attacker. Or someone may have taken a photo of their key, and used it to print a copy. Master-key attacks are important here, and many expensive, pick-resistant locks actually make the problem worse. They often depend on a secondary keying mechanism such as a sidebar: the keys look like two normal pin-tumbler keys welded together, as in Figure 11.2. The sidebar is often the same for all the locks in the building (master-keyed systems generally require common sidebars in locks that share master keys). So if a bad man can take a picture of a genuine key belonging to one of my students, he may be able to turn it into a bump key that will open my door, and indeed every door in the building, as in Figure 11.3. This may not be a problem in university premises, where there's nothing much to steal but books. But it definitely is for banks, bullion dealers and jewelers where attackers might spend two years planning a raid. If such a facility had a master-keying system using sidebar locks, and a staff member were even suspected of having leaked a key, the prudent thing would be to replace every single lock. So while mechanical locks are easy to change singly, systems that integrate hundreds of locks in one building may end up locking the building owner in to the lock vendor more than they lock the burglar out of the premises.

The combined effect of bumping, bad deadbolts, master-key attacks and 3-d printing might be summarised as follows. As the tools and knowledge spread, a career criminal like Charlie will be able to open almost any house lock quickly and without leaving any forensic trace, while more professional attackers like Bruno and Abdurrahman will be able to open the locks in most commercial premises too. House locks may not matter all that much, as Charlie will just go through the window anyway; but the vulnerability of most mechanical locks in commercial premises could have much more complex and serious implications. If your responsibilities include the physical protection of server rooms or other assets, it's time to start thinking about them.




Fig 11.2 – key for a sidebar lock




Fig 11.3 – sidebar bump key

13.2.5 Electronic locks

The difficulty of revocation is just one reason why electronic locks are getting ever more market share. They've been around for a long time – hotels have been using card locks since the 1970s. There's a host of products, using all sorts of mechanisms from contactless smartcards through PIN pads to biometrics. Many of them can be bypassed in various ways, and most of the chapters of this book can be applied in one way or another to their design, evaluation and assurance. There are also some electromechanical locks that combine mechanical and electronic (or magnetic) components; but it's hard to get the locksmithing, the cryptography and the electromagnetic mechanisms to work together seamlessly; and you can never tell until you test them. Such locks not only cost more money than simple metal locks or card locks, but often fail in interesting ways; there's a whole literature of attacks on them [1779, 1254].

But, from the viewpoint of a big company using locks to protect large and complex premises, the problem is not so much the locks themselves but how you manage dozens or hundreds of locks in a building, especially when you have dozens or hundreds of buildings worldwide.

Newer buildings are starting to become aware of who is where, using multiple sensors, and integrating physical with logical access control. In an ideal world, you'd know who went through which door in real time and be able to line this up with security policies on information; for example, if classified material is being handled, you can sound an alarm if there's anyone in the room without the right clearance. Buildings can monitor objects as well as people; in an experiment at our lab, both people and devices carried active badges for location tracking [1914]. Electronic systems can be fully, or almost always, online, making revocation much easier. As well as enforcing security policy, smart buildings could provide other benefits, such as saving energy by turning lights off and by tailoring air conditioning to the presence of occupants. But it will be a long haul.

One practical problem, as we found with one organisation I worked with, is that only a few firms sell large-scale entry control systems, and they're hard to customise. In one building project, we found the vendors' protocols didn't support the kit we ideally wanted to use and we didn't have the time or the people to build our own entry control system from scratch. The legacy entry-control vendors operate just as other systems houses do: they make their money from lockin (in the economic, rather than locksmithing sense). You end up paying \$200 for a door lock that cost maybe \$10 to manufacture, because of proprietary cabling systems and card designs. The main limit to the lockin is the cost of ripping and replacing the whole system – hence the proprietary cabling.

We settled for a card system to control access to sections of the building, and used Mifare contactless smartcards as they were available from multiple entry-control vendors. Other buildings operated by the same organisation used this system, and it allowed more complex access control policies that were a function of the time of day. On the office doors themselves we had metal door keys, which just have a matrix specifying which key opens which lock (this means a master keying system as described above). The organisation hoped to

migrate to a more fully electronic system in time, once they could get the sort of components that would make decent systems integration possible – such as reasonably-priced door locks that run off the building’s standard Ethernet.

Then an attack was found on the underlying card system, the Mifare Classic, sold by NXP Semiconductors. This used a proprietary cipher called Crypto-1 whose key had been limited to 48 bits as a result of export controls imposed during the crypto wars of the 1990s, which I discuss in 26.2.7. Mifare Classic had other flaws including a weak random number generator and a protocol that leaked keystream material via error messages. Although mostly used for transport ticketing, it also had an installed base of tens of thousands of buildings and was supported by several major building entry control vendors.

The Mifare Classic was partially reverse engineered by Karsten Nohl and colleagues in 2007 [1407]; Flavio Garcia and colleagues at Nijmegen finished the job the following year, publishing a complete analysis of the chip and showing how a version used in tickets for all Dutch public transport could be subverted [729]. NXP tried to get a court to suppress this research, but failed. The effect of these attacks on Mifare was to force transport systems to deploy intrusion-detection systems to detect fare dodgers; the effect on entry control systems was that card keys became easy to clone. Anyone with appropriate equipment who got temporary possession of a key could make a working copy, just as with a traditional metal key. What’s more, an ingenious attacker could deploy a fake lock and copy the key of anyone who went through it. That would include cleaners, whose keys open all the locks in a building, and security patrol staff whose keys open all the locks in all the company’s buildings. You can even put a contactless reader into a coffee cup which you hold at chest height, to clone the keys of people who keep them on lanyards.

Some lock vendors were badly hit. One vendor sold locks to hotels at near cost price, reckoning on making its profits by selling replacement card stock for \$1 a key. The Mifare break meant that competitors from Taiwan could sell compatible stock for a few cents, destroying their business model. NXP responded with a product that added a digital signature to the card, so that the lock could tell that although it was a weak key, it was a genuine weak key.

The consequence for organisations with dozens of buildings using Mifare locks operated by a common staff card was that to move to a more secure lock they had to either replace all the locks and cards at once, or else stick with NXP, who produced two series of successor cards. The first were ‘hardened’ classic cards that still used the weak Crypto 1 cipher but fixed the implementation mistakes that made the initial attacks easier; but as the underlying cipher is weak, these were broken too [1277]. The second product line used better algorithms, with the DESfire card, for example, using two-key triple-DES. However David Oswald and Christof Paar promptly discovered a timing attack on the DESfire [1439]. The problem was partly mitigated by entrepreneurial lock vendors who started to produce card readers that could cope with multiple product lines; one will cope not only with Mifare but also with NFC (for Android phones) and Bluetooth (for phones made by Apple, which locks down the NFC chip to Apple pay). Others are embracing new technologies such as the new 802.15.4z standard for UWB radio which I mentioned in section 4.3.1.

In short, NXP managed to maintain much of its lock-in by migrating its customers to new products but at some cost in security. Some of the externalities this created were captured by more alert card reader vendors. However the whole field has become way too complex for the traditional lock buyer, who was an architect or building services manager. That's yet another reason why the CISO's security engineering team needs to take an interest in physical security too.

13.3 Alarms

Alarms are used to deal with much more than burglary. Their applications range from monitoring freezer temperatures in supermarkets (so staff don't 'accidentally' switch off freezer cabinets in the hope of being given food to take home), right through to improvised explosive devices in conflict zones that are often booby-trapped. However, it's convenient to discuss them in the context of burglary and of protecting server rooms, bank vaults or art galleries. Alarms also give us a good grounding in the wider problem of service denial attacks, which are an issue everywhere from gaming to electronic warfare.

Standards for building alarms vary between countries and between different types of risk. As with locks, you'll normally use a specialist firm for this kind of work; but you must be aware of the technical issues. My own professional experience has ranged from the alarms built into automatic teller machines, through the security of the communications used by an alarm system for large risks such as wholesale jewelers, to the systems used to protect bank computer rooms.

An alarm in a server room is well protected from tampering (at least by outsiders). So I'll take as my case study an art gallery. This has the interesting design problem of safeguarding precious objects and also displaying them. Attackers can come in during the day as members of the public, and we'll assume that the attacker is Bruno – the educated professional art thief. The movie scriptwriter's view of Bruno is that he organizes cunning attacks on alarms, having spent days poring over the building plans in the town hall:

How to steal a painting (1)

A Picasso is stolen from a gallery with 'state-of-the-art' alarm systems by a thief who removes a dozen roofing tiles and lowers himself down a rope so as not to activate the pressure mats under the carpet. He grabs the painting, climbs back out without touching the floor, and is paid by a wealthy gangster who commissioned the theft.

The press loves this kind of stuff, and it does happen from time to time. Reality is both simpler and stranger. Let's work through the threat scenarios systematically.

13.3.1 How not to protect a painting

A common mistake when designing alarm systems is to be captivated by the latest sensor technology. There's a lot of impressive stuff on the market, such as a fiber optic cable which you can loop round protected objects and which will alarm if the cable is stretched or relaxed by less than 100nm – a ten-thousandth of a millimeter. Isn't modern science marvellous? So the naïve art gallery owner will buy a few feet of this magic cable, glue it to the back of his prize Picasso and connect it to an alarm company. That would detect the chap in the bosun's chair. So how would you defeat it? Well, that's easy.

How to steal a painting (2)

Bruno comes in as a tourist and hides in a broom cupboard. At one in the morning, he emerges, snatches the painting and heads for the fire exit. Off goes the alarm, but so what! In less than a minute, he'll be on his motorbike. By the time the cops arrive twelve minutes later he's gone.

Alarms are rarely integrated well with building entry controls. Many designers don't realise that unless you can positively account for all the people who've entered the premises during the day, you'd better take precautions against the 'stay-behind' villain – even if this is only an inspection tour after the gallery has closed. Serious physical security means serious controls on people. In fact, the first recorded use of the RSA cryptosystem – in 1978 – was not to encrypt communications but to provide digital signatures on credentials used by staff to get past the entry barrier to a plutonium reactor at Idaho Falls. The credentials contained data such as body weight and hand geometry [1685, 1689]. But I'm still amazed by the ease with which building entry controls are defeated at most secure sites I visit – whether by mildly technical means, such as sitting on somebody else's shoulders to go through an entry booth, or (most often) by helpful people holding the door open.

What's more, the alarm response process often hasn't been thought through. (The *Titanic Effect* of over-reliance on the latest technology often blinds people to common sense.)

So we mustn't think of the alarm mechanism in isolation. As I mentioned above, a physical protection system has several steps: *deter* – *detect* – *alarm* – *delay* – *respond*, and the emphasis will vary from one application to another. If our opponent is Derek or Charlie, we'll mostly be concerned with deterrence. At the sort of targets where Abdurrahman might try to steal fissile materials, an attack will almost certainly be detected; the main problem is to delay him long enough for the Marines to arrive. Bruno is the most interesting case as we won't have the military budget to spend on keeping him out, and there are many more premises whose defenders worry about Bruno than about Abdurrahman. So you have to look carefully and decide whether the bigger problem is with detection, with delay or with response.

13.3.2 Sensor defeats

Burglar alarms use a wide range of *sensors*, including:

- vibration detectors, to sense fence disturbance, footsteps, breaking glass or other attacks on buildings or perimeters;
- switches on doors and windows;
- passive infrared devices to detect body heat;
- motion detectors using ultrasonics or microwave;
- invisible barriers of microwave or infrared beams;
- pressure pads under the carpet, which in extreme cases may extend to instrumenting the entire floor with pressure transducers under each tile;
- video cameras, nowadays often with movement detectors and even face detectors, to alarm automatically or provide a live video feed to a monitoring center;
- movement sensors on equipment, ranging from simple tie-down cables through seismometers to loops of optical fiber.

Most sensors can be circumvented. Fence disturbance sensors can be defeated by vaulting the fence; motion sensors by moving very slowly; door and window switches by breaking through a wall. Designing a good combination of sensors comes down to skill and experience (with the latter not always guaranteeing the former). A standard, if slightly dated, reference on sensor installation is [397].

The main problem is limiting the number of false alarms. Ultrasonics don't perform well near moving air such as central heating inlets, while vibration detectors can be rendered useless by traffic. Severe weather, such as lightning, will trigger most systems, and a hurricane can swamp a town's police force not just with rain but with thousands of false alarms. In some places, even normal weather can make protection difficult: how do you defend a site where the intruder might be able to ski over your sensors (and even over your fence)²?

But regardless of whether you're in Alaska or Arizona, the principal dilemma is that the closer you get to the object being protected, the more tightly you can control the environment and so the lower the achievable false alarm rate. Conversely, at the perimeter it's hard to keep the false alarm rate down. But to delay an intruder long enough for the guards to get there, the outer perimeter is exactly where you need reliable sensors.

How to steal a painting (3)

So Bruno's next attack is to wait for a dark and stormy night. He sets off the alarm somehow, taking care not to get caught on CCTV

²For an instructive worked example of intruder detection for a nuclear power station in a snow zone see [169].

or leave any other hard evidence that the alarm was a real one. He retires a few hundred yards and hides in the bushes. The guards come out and find nothing. He waits half an hour and sets off the alarm again. This time the guards don't bother, so in he goes.

False alarms – whether induced deliberately or not – are the bane of the industry. They are a denial-of-service attack on the alarm response force. Experience from electronic warfare is that a false alarm rate of greater than about 15% degrades the performance of radar operators; and most intruder alarm responders are operating well above this threshold. Deliberately induced false alarms are especially effective against sites that don't have round-the-clock guards. Many police forces have a policy that after a certain number of false alarms from a given site (typically three to five per year), they will no longer send a squad car there until the alarm company, or another keyholder, has been there to check.

False alarms degrade systems in other ways. The rate at which they are caused by environmental stimuli such as weather conditions and traffic noise limits the sensitivity of the sensors that can usefully be deployed. Also, the very success of the alarm industry has greatly increased the total number of alarms and thus decreased police tolerance of false ones. A common strategy is to have remote video surveillance as a second line of defense, so the customer's premises can be inspected by the alarm company's dispatcher; many police forces prioritize alarms confirmed in this way [954]. But even video links are not a panacea. The attacker can disable the lighting, start a fire, or set off alarms in other buildings in the same street. The failure of a telephone exchange, as a result of a flood or hurricane, may lead to opportunistic looting.

After traffic and weather, Bruno's next ally is time. Vegetation grows into the path of sensor beams, fences get slack so the vibration sensors don't work so well, the criminal community learns new tricks, and meanwhile the sentries become complacent.

So sites needing serious physical protection often have several perimeters: an outer fence to keep out the drunks and the wildlife; then level grass with buried sensors, an inner fence with an infrared barrier, and finally a massive enough building to delay the bad guys until the cavalry gets there. The regulations laid down by the International Atomic Energy Agency for sites that hold more than 15g of plutonium are an instructive read [925].

At most sites this kind of protection will be too expensive. And even if you have loads of money, you may be somewhere like Manhattan or Hong Kong where real estate's expensive: if you have to be near the exchange to trade quickly enough, your bank computer room may just be a floor of an office building and you'll have to protect it as best you can. A good example comes from a gang of jewel thieves in Florida who targeted retail stores that shared a wall with a store such as a nail salon that had no reason to install an alarm. They broke in there, then cut through the wall into the jewelry store [1180].

Anyway, the combination of sensors and physical barriers still makes up less than half the story.

13.3.3 Feature interactions

Intruder alarms and barriers interact in a number of ways with other services. The most obvious of these is electricity. A power cut will leave many sites dark and unprotected, so a serious alarm installation needs backup power. A less obvious interaction is with fire alarms and firefighting.

How to steal a painting (4)

Bruno visits the gallery as a tourist and leaves a smoke grenade on a timer. It goes off at one in the morning and sets off the fire alarm, which in turn causes the burglar alarm to ignore signals from its passive infrared sensors. (If it doesn't, the alarm dispatcher will ignore them anyway as he concentrates on getting the fire trucks to the scene.) Bruno smashes his way in through a fire exit and grabs the Picasso. He'll probably manage to escape in the general chaos, but if he doesn't he can always claim he was a public-spirited bystander who saw the fire and risked his life to save the town's priceless cultural heritage. The police might not believe him, but they'll have a hard time convicting him.

The largest ever burglary – the theft in 2019 of about a billion Euros' worth of treasures from the Grüne Gewölbe in Dresden, the home of Augustus the Strong's treasure chamber and a dozen other rooms of priceless antiquities, used arson [457]. A fire at a nearby building site disabled the local electricity substation, turning off local streetlights as well as the power to the museum [1018]. Its security guards eventually saw intruders on CCTV and called the police, but they didn't get there in time.

The interaction between fire and intrusion is always difficult. At nuclear reactors, there's typically a rule that if a bomb is discovered, the site is locked down, with no-one allowed in or out; and a fire safety rule that in the event of a blaze, much of the staff have to be evacuated (plus perhaps some of the local population too). This raises the interesting question of which rule prevails should a bomb ever go off. And some fire precautions may only be used if you can keep out innocent intruders. Many server rooms have automatic fire extinguishers, and this often means flooding with carbon dioxide. A CO₂ dump can be lethal to untrained people: you have to get out of the room on the air you have in your lungs as visibility drops to a few inches and you're disoriented by the terrible shrieking noise of the dump. A nitrogen dump is less spectacular but also lethal; a falling oxygen level doesn't provoke a panic response the way a rising CO₂ level does.

But the most severe feature interactions are between alarms and communications.

13.3.4 Attacks on communications

A sophisticated attacker is at least as likely to attack the communications as the sensors. Sometimes this will mean the cabling between the sensors and the

alarm controller.

How to steal a painting (5)

Bruno goes into an art gallery and, while the staff are distracted, he cuts the wire from a window switch. He goes back that evening and helps himself.

It's also possible that one of your staff, or a cleaner, will be bribed, seduced or coerced into creating a vulnerability. In Britain's biggest robbery, in February 2006 from the Securitas Cash Management depot in Tonbridge, Kent, robbers took the manager and his family hostage, pretending to be police officers. They then compelled him to let them in, taking £53,116,760; although five of the robbers were caught and jailed, others escaped and most of the money was never recovered. When I worked in banking back in the 1980s, we took care to brief our cash centre managers that the controls were there to stop their families being taken hostage. It's great to have knowledgeable and motivated defenders, but the dual-control defence must be carried through in depth. High-value sites with capable defenders insist that alarm maintenance and testing be done by two people rather than one. Even then, dual control isn't always enough, especially if your opponent is Abdurrahman rather than Bruno. In Britain's fourth-largest ever robbery, the Provisional IRA kidnapped two keyholders at the Northern Bank in December 2004 and held their families at gunpoint, to force them to let them into the bank's Belfast headquarters the next day. The terrorists escaped with £26.4m, and in order to make most of the money useless, the £50 notes they stole were withdrawn from circulation. Another edge case is the prison system, where attacks on sensors, cabling and indeed the very fabric of the building are so frequent that a continuing program of test and inspection is essential. It can be useful to ask yourself, "How would I do this differently if half my staff were convicts on day release?" and "How would I cope if a handful of my staff were working for an organisation that decided to rob me?" I will discuss the implications of dual control in more detail in the chapter on banking and bookkeeping.

The old-fashioned way of protecting the communications between the alarm sensors and the controller was physical: lay multiple wires to each sensor and bury them in concrete, or use armored gas-pressurized cables. The more modern way is to encrypt the communications [688]. So how do you attack those?

How to steal a painting (6)

Bruno phones up a rival gallery claiming to be from the security company that handles their alarms. He says that they're updating their computers so could they please tell him the serial number on their alarm controller unit? An office junior helpfully does so – not realising that the serial number on the box is also the crypto key that secures the communications. Bruno buys an identical controller for \$200 and now has a functionally identical unit which he splices into his rival's phone line. This continues to report 'all's well' even when it isn't.

Substituting bogus alarm equipment, or a computer that mimics it, is known as ‘spoofing’. There have been reports for many years of black boxes that spoof various alarm controllers. As early as 1981, thieves made off with \$1.5 million in jade statues and gold jewelry imported from China, driving the importer into bankruptcy. The alarm system protecting its warehouse in Hackensack, New Jersey, was cut off. Normally that would trigger an alarm at a security company, but the burglars attached a homemade electronic device to an external cable to ensure continuous voltage [841]. And I mentioned in section 13.2.3 how Britain’s biggest burglary involved jamming the alarm signal.

With the better modern systems, either the alarm controller in the vault sends a cryptographic pseudorandom sequence to the alarm company, which will assume the worst if it’s interrupted, or the alarm company sends periodic random challenges to the controller which are encrypted and returned, just as with IFF. However, the design is often faulty, having been done by engineers with no training in security protocols. The crypto algorithm may be weak, or its key may be too short (whether because of incompetence or export regulations). Even if not, Bruno might be able to record the pseudorandom sequence and replay it slightly more slowly, so that by early Monday morning he might have accumulated five minutes of ‘slack’ to cover a lightning raid.

An even more frequent cause of failure is the gross design blunder. One is making the crypto key equal to the device serial number. This often appears in the purchase order, invoice, and other paperwork which lots of people get to see. (It’s a good idea to buy your alarm controller for cash. This also makes it less likely that you’ll get one that’s been ‘spiked’. But big firms often have difficulty doing this.)

By now you’ve probably decided not to go into the art gallery business. But I’ve saved the best for last. Here is the most powerful attack on burglar alarm systems. It’s a variant on (3) but rather than targeting the sensors, it goes for the communications.

How to steal a painting (7)

Bruno cuts the phone line to his rival’s gallery and hides a few hundred yards away in the bushes. He counts the number of men in blue uniforms who arrive, and the number who depart. If the two numbers are equal, then it’s a fair guess the custodian has said, ‘Oh bother, we’ll fix it in the morning’, or words to that effect. He now knows he has several hours to work.

This is more or less the standard way to attack a bank vault, and it’s also been used on computer installations. The modus operandi can vary from simply reversing a truck into the phone company’s kerbside junction box, to more sophisticated attempts to cause multiple simultaneous alarms in different premises and swamp the local police force. (This is why it’s so much more powerful than just rattling the fence.)

In one case, thieves in New Jersey cut three main telephone cables, knocking out phones and alarm apparatus in three police stations and thousands of homes and businesses in the Hackensack Meadowlands. They used this opportunity to

steal Lucien Piccard wristwatches from the American distributor, with a value of \$2.1 million wholesale and perhaps \$8 million retail [841]. In another, an Oklahoma deputy sheriff cut the phone lines to 50,000 homes in Tulsa before burgling a narcotics warehouse [1856]. In a third, a villain blew up a telephone exchange, interrupting service to dozens of shops in London's jewelry quarter. Blanket service denial attacks of this kind, which saturate the response force's capacity, are the burglarious equivalent of a nuclear strike. The move from phones to broadband has changed nothing; instead of cutting the BT phone line, a British burglar now cuts the BT Openreach DSL line, which is the same piece of copper, but now carrying digital signals. In places where the cable company carries broadband, you cut that; so an American burglar will learn how to recognise Comcast cables, if they're the local supplier. What's more, alarm services often partner with the broadband providers, leaving the firms that supply the sensors competing in low-cost volume markets where they don't have the incentive to do anything sophisticated.

Future attacks might not involve snips or explosives, but a distributed denial-of-service attack on network facilities. Rather than causing all the alarms to go off in the neighborhood of a local telephone exchange (which could be protected to some extent by swamping it with police), it might be possible to set off several thousand alarms all monitored by the same alarm company, or by attacking some other component in the response chain. This might include attacks on police communications, or on 4G networks now that these are used for more alarm communications than wireline. One way of minimising the number of vulnerable components is by making the alarm communications anonymous, so that service-denial attacks can't be targeted [1380].

For years, the rule in the London insurance market (which does most of the world's major reinsurance business) was that alarm controllers in premises insured for over £20 million must have two independent means of communication. The traditional approach was one alarm using wireline communications and one using cellular radio; by 2019 we're seeing offerings that use two different 4g radio services. This opens the prospect of jamming, as used in the 2015 Hatton Garden burglary mentioned in section 13.2.3. In the nuclear world, IAEA regulations stipulate that sites containing more than 500g of plutonium or 2kg of U-235 must have both their alarm control center and an armed response force on the premises [925].

Where the asset you're protecting isn't a vault but a hosting center, the network is also critical to your operations. There's little point in having eight-inch concrete walls and roofs if the single fibre connecting you to the world runs through a kerbside junction box. You'll want at least two buried fibres going to at least two different telcos – and you will want them to be using switches and routers from two different vendors. Even so, the simplest way for a knowledgeable opponent to take out a hosting centre is usually to cut its communications. That's one reason why small firms have two centres and the big service firms have dozens. If you're not operating at cloud scale, you may want to ask yourself: who wants to dig, who knows where to, and would you detect them in time?

Finally, it's worth bearing in mind that many physical security incidents arise from angry people coming into the workplace – whether spouses, former

employees or customers. In countries where private ownership of firearms is widespread, you have to plan for shooters.

13.3.5 Lessons learned

The reader might still ask why a book that's essentially about security in computer systems should spend several pages describing walls, locks and alarm systems. There are more reasons than the obvious ones.

- Most locks can be defeated. Metal keys can be photographed and forgeries made with a 3-d printer, or even an old-fashioned file; the locks they open can often be bumped. Card keys can often be cloned if you can get close. So alarms matter.
- Dealing with service denial attacks is the hardest part of many secure system designs, and also often the most important. Intruder alarms give us applicable knowledge and experience.
- One very general lesson is that one must look at the overall system – from deterrence through detection, alarm, delay and response.
- Another is the observation that the outermost perimeter defenses are the ones that you'd most like to rely on, but also the ones on which the least reliance can be placed.
- The trade-off between the missed alarm rate and the false alarm rate – the receiver operating characteristic – is also a pervasive problem in security engineering.
- It's hard work to keep guards alert, especially in jobs where almost all alarms are false alarms. The classic example is airport screening, where the US Transportation Security Administration puts test guns into suitcases, whether physically or using software in the X-ray machines. They have found that only about 20% of threats get through if you test screeners several times per checkpoint per shift, but this rises to 60–75% if you only test once [695].
- Failure to understand the threat model – designing for Charlie and hoping to keep out Bruno – causes many real-life failures. You need to know what actually goes wrong, not just what crime writers think goes wrong.
- And finally, you can't just leave the technical aspects of a security engineering project to specialist subcontractors, as critical stuff will always fall down between the cracks.

There are other applications where the experience of the alarm industry is relevant. In a later chapter, I'll discuss tamper-resistant processors that are designed to detect attempts to penetrate them and respond by destroying all their cryptographic key material.

13.4 Summary

Security engineers have to deal with physical protection as well as with computers and cipher systems. Just as the confluence of computers and telecomms saw computer-industry equipment and methods displace the old phone-company ways of doing things, so the automation of physical protection systems is steadily bringing the world of barriers, locks and alarms within our orbit. The move to ‘smart buildings’ means entry controls, alarms and system security integrated with energy management and much else. The design, implementation and management of such complex artefacts will increasingly be the job of systems security people.

In this chapter, I highlighted a few things worth noting. First, environmental deterrence matters; things like architecture, landscaping and lighting can make a real difference to the likelihood of intrusion.

Second, locks are not as secure as you might think. Recent developments in covert entry technology have led to wide publication of attacks that compromise most mechanical locks, and even the expensive ‘high-security’ offerings. Many card key systems are also vulnerable, as the most common products were compromised by US export controls in the 1990s and the process of replacing them with better ones has been held up by industry structures and incentives. Knowing what’s good and what’s not is not possible unless you understand at least the basics of cryptography, protocols and tamper-resistance; it’s a job for security engineers, not for retired cops.

Third, there’s quite a lot to learn from the one aspect of physical security that’s already fairly well automated, namely alarms. Alarms provide us with a good example of a system whose security policy hinges on availability rather than on confidentiality or integrity. They can give us some useful insights when dealing with service-denial attacks in other contexts.

Research Problems

At the strategic level, the confluence of physical security and systems security is bound to throw up all sorts of new problems. I expect that novel research challenges will be found by those who first explore the information / physical security boundary in new applications. From the viewpoint of security economics, the problems of the locksmithing industry would make an excellent thesis topic: how the vulnerabilities found in Mifare and other products have been dealt with all along the supply chain is a complex story that nobody, as far as I’m aware, has really analysed systematically. It might be fascinating to compare this with how other complex ecosystems have responded to the security failure of key components.

At the technical level, we will probably need better mechanisms for specifying and implementing policy engines that can manage both physical and other forms of protection. As for low-level mechanisms, we could do with better tools to manage keys in embedded systems. As one engineer from Philips put it to me, will the smart building mean that I have to perform a security protocol every

time I change a lightbulb? And will smart buildings end up being open, in the sense that so many different service firms will have access to the plans that all capable opponents must be assumed to have a copy? But if you really want the bad guys to not know the precise location of the alarm response centre in your nuclear power station, how do you keep that information confidential? All your contractors will happily claim to be ISO 27001 certified, but then so is almost every firm that owns up to a big data breach.

Further Reading

The classic reference on alarm systems is [169] while some system issues are discussed in [1380]. Resources for specific countries are often available through trade societies such as the American Society for Industrial Security [45], and through the local insurance industry; many countries have a not-for-profit body such as Underwriters' Laboratories [1851] in the USA, and schemes to certify products, installations or both. For progress on lock bumping and related topics, I'd monitor the Toool group, Marc Weber Tobias, and Matt Blaze; Matt has also written on safecracking [252]. Research papers on the latest sensor technologies appear at the IEEE Carnahan conferences [928]. Finally, the systems used to monitor compliance with nuclear arms control treaties are written up in [1686].