

Foundation Models for Respiratory Health

Dr. Tong Xia



UNIVERSITY OF
CAMBRIDGE



Acoustic machine learning for respiratory health



Function assessment

- ✓ Spirometry inference
- ✓ Vital capacity prediction
- ✓ Respiratory rate estimation



Sleep monitoring


- ✓ Snoring recognition
- ✓ Body position prediction
- ✓ Sleep apnea detection



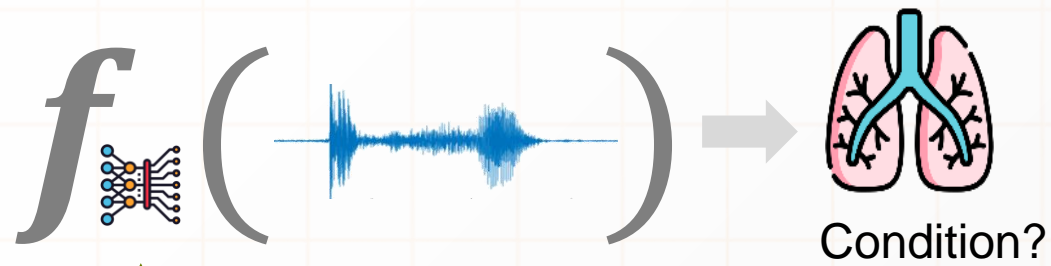
Disease detection

- ✓ Asthma diagnose
- ✓ COPD prediction
- ✓ Smoking history estimation

Task-specific model



Foundation model



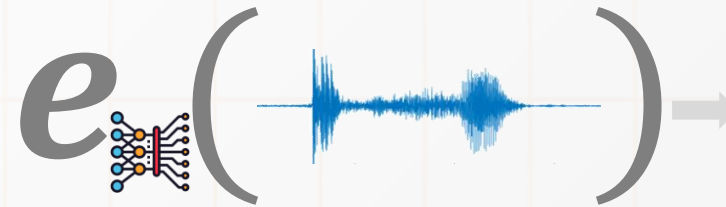
Fully supervised learning



Training users



Testing users



Self-supervised



Large-scale unlabeled data

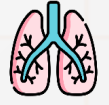


d_1



Condition 1

d_N



Condition N

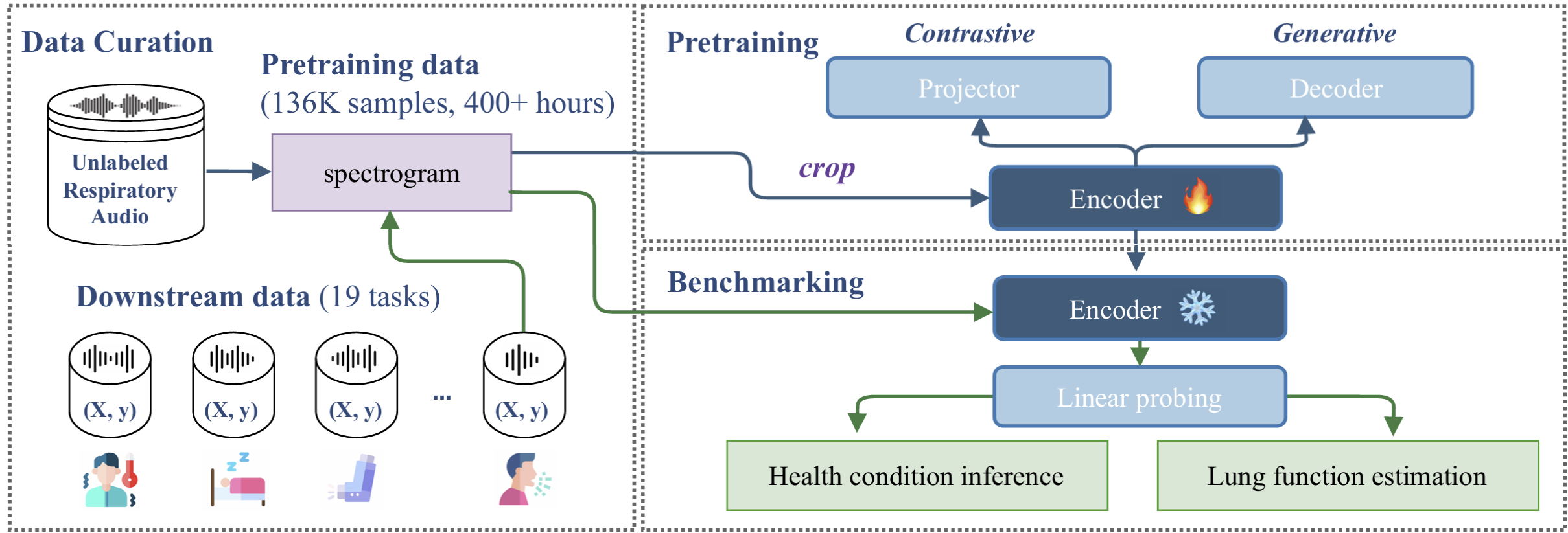
Supervised



Testing users



OPERA – Open REspiRatory Acoustic foundation models

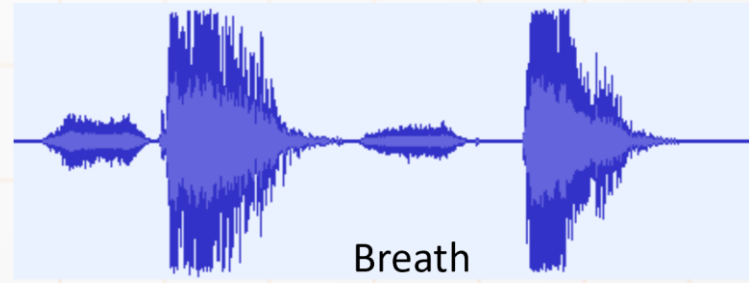



[NeurIPS'24] Y. Zhang[^], T. Xia[^], J. Han, Y. Wu, G. Rizos, Y. Liu, M. Mosuily, J. Chauhan, C. Mascolo. *Towards Open Respiratory Acoustic Foundation Models: Pretraining and Benchmarking.*

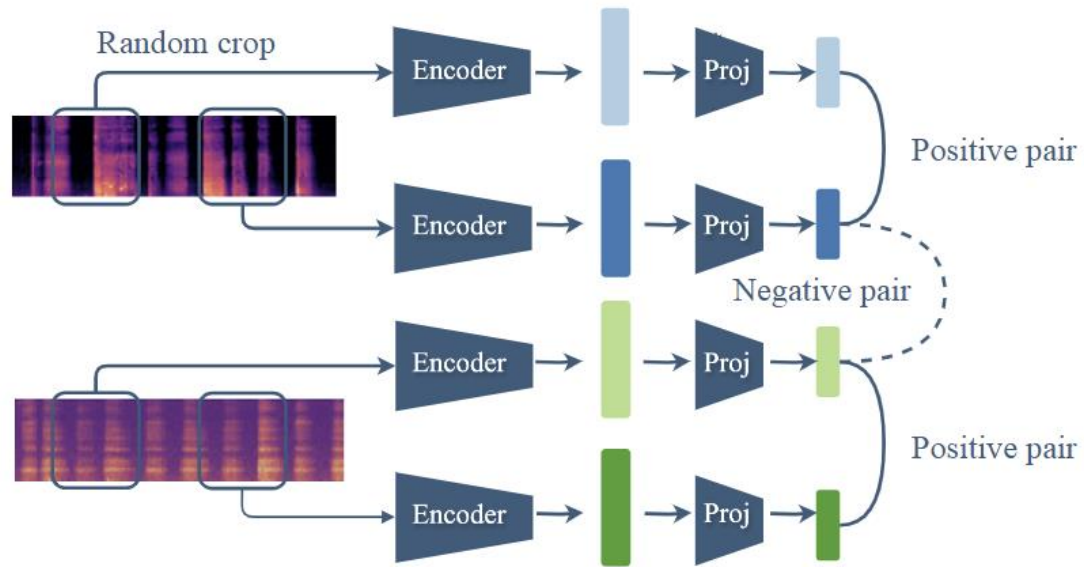
Pretraining data curation

- We curate a unique large-scale ($\sim 136\text{K}$ samples, 400+ hours), multi-source (5 datasets), multi-modal (breathing, coughing, and lung sounds) respiratory audio dataset for foundation model pretraining

Data name	Collected by	SR	Modality	#Sample	Duration (s)	Crop (s)
COVID-19 Sounds [69]	Microphone	16~44.1kHz	Induced cough (3 times)	40866	6.1[2.6~11.2]	2
			Deep breath (5 times)	36605	20.5[9.7~31.6]	8
UK COVID-19 [12]	Microphone	48kHz	Induced cough (3 times)	19533	4.1[2.1~9.2]	2
			Exhalation (5 times)	20719	7.7[4.2~15.6]	4
COUGHVID [47]	Microphone	48kHz	Induced cough (up to 10s)	7179	6.9[2.4~9.9]	2
ICBHI [51]	Stethoscope	4~44.1kHz	lung sound (several breath cycles)	538	22.2[20.0~65.9]	8
HF LUNG [31]	Stethoscope	4kHz	lung sound (several breath cycles)	10554	15.0[15.0~15.0]	8

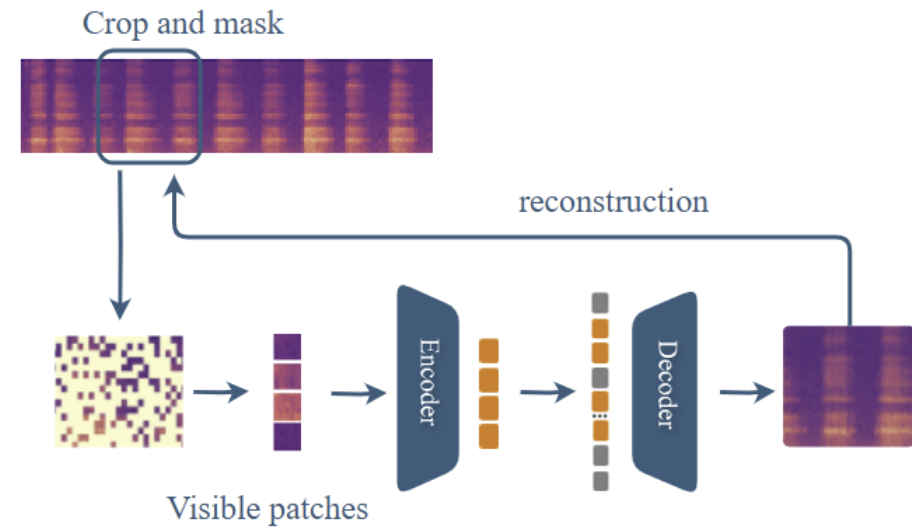


Model pretraining



(a) Contrastive (OPERA-CT, OPERA-CE)

OPERA-CT: Transformer, 31M
OPERA-CE: CNN, 4M



(b) Generative (OPERA-GT)

OPERA-GT: Transformer, 21M

Benchmarking tasks

Classification

Dataset	ID	Task	Modality	#Sam. (#Sub.)	Data Distribution
UK COVID-19 [12] COVID-19 Sounds [69] CoughVID [47] ICBHI [51] Coswara [7] KAUH [23] Respiratory@TR [2] SSBPR [70]	T1	Covid / Non-covid	Exhalation	2500 (2500)	840 / 1660
	T2	Covid / Non-covid	Cough	2500 (2500)	840 / 1660
	T3	Symptomatic / Healthy	Breath	4138 (3294)	2029 / 2109
	T4	Symptomatic / Healthy	Cough	4138 (3294)	2029 / 2109
	T5	Covid / Non-covid	Cough	6175 (n/a)	547 / 5628
	T6	Female / Male	Cough	7263 (n/a)	2468 / 4795
	T7	COPD / Healthy	Lung sounds	828 (90)	793 / 35
	T8	Smoker / Non-smoker	Cough	948 (n/a)	201 / 747
	T9	Female / Male	Cough	2496 (n/a)	759 / 1737
	T10	Obstructive / Healthy	Lung sounds	234 (79)	129 / 105
	T11	COPD severity	Lung sounds	504 (42)	72 / 60 / 84 / 84 / 204
	T12	Body position recognition	Snoring	7468 (20)	1638 / 1454 / 1269 / 1668 / 1439
MMLung [44] NoseMic [9]	T13	FVC	Deep breath	40 (40)	3.402 ± 1.032 L
	T14	FEV1	Deep breath	40 (40)	2.657 ± 0.976 L
	T15	FEV1/FVC	Deep breath	40 (40)	0.808 ± 0.190 L
	T16	FVC	O Vowels	40 (40)	3.402 ± 1.032 L
	T17	FEV1	O Vowels	40 (40)	2.657 ± 0.976 L
	T18	FEV1/FVC	O Vowels	40 (40)	0.808 ± 0.190 L
	T19	Respiratory rate	Breath	1297 (16)	13.915 ± 3.386 bpm

Regression

Benchmarking results

Feature-based

Pre-trained models

Outperforming in **16 out of 19** tasks

ID	Task Abbr.	Opensmile	VGGish	AudioMAE	CLAP	OPERA-CT	OPERA-CE	OPERA-GT	
T1	Covid (Exhale)	0.550 ± 0.015	0.580 ± 0.001	0.549 ± 0.001	0.565 ± 0.001	0.586 ± 0.008	0.551 ± 0.010	0.605 ± 0.001	✓*
T2	Covid (Cough)	0.649 ± 0.006	0.557 ± 0.005	0.616 ± 0.001	0.648 ± 0.003	0.701 ± 0.002	0.629 ± 0.006	0.677 ± 0.001	✓*
T3	Symptom (Breath)	0.571 ± 0.006	0.571 ± 0.003	0.583 ± 0.003	0.611 ± 0.006	0.603 ± 0.005	0.610 ± 0.004	0.613 ± 0.002	✓*
T4	Symptom (Cough)	0.633 ± 0.012	0.605 ± 0.004	0.659 ± 0.001	0.669 ± 0.002	0.680 ± 0.006	0.665 ± 0.001	0.673 ± 0.001	✓*
T5	Covid (Cough)	0.537 ± 0.011	0.538 ± 0.028	0.554 ± 0.004	0.599 ± 0.007	0.578 ± 0.001	0.566 ± 0.008	0.552 ± 0.003	✓
T6	Gender (Cough)	0.677 ± 0.005	0.600 ± 0.001	0.628 ± 0.001	0.665 ± 0.001	0.795 ± 0.001	0.721 ± 0.001	0.735 ± 0.000	✓*
T7	COPD (Lung)	0.579 ± 0.043	0.605 ± 0.077	0.886 ± 0.017	0.933 ± 0.005	0.855 ± 0.012	0.872 ± 0.011	0.741 ± 0.011	✓
T8	Smoker (Cough)	0.534 ± 0.060	0.507 ± 0.027	0.549 ± 0.022	0.680 ± 0.009	0.685 ± 0.012	0.674 ± 0.013	0.650 ± 0.005	✓*
T9	Gender (Cough)	0.753 ± 0.008	0.606 ± 0.003	0.724 ± 0.001	0.742 ± 0.001	0.874 ± 0.000	0.801 ± 0.002	0.825 ± 0.001	✓*
T10	Obstructive (Lung)	0.636 ± 0.082	0.605 ± 0.036	0.616 ± 0.041	0.697 ± 0.004	0.722 ± 0.016	0.741 ± 0.014	0.703 ± 0.016	✓*
T11	COPD severity (Lung)	0.494 ± 0.054	0.590 ± 0.034	0.510 ± 0.021	0.636 ± 0.045	0.625 ± 0.038	0.683 ± 0.007	0.606 ± 0.015	✓*
T12	Position (Snoring)	0.772 ± 0.005	0.657 ± 0.002	0.649 ± 0.001	0.702 ± 0.001	0.781 ± 0.000	0.769 ± 0.000	0.742 ± 0.001	✓*
ID	Task Abbr.	Opensmile	VGGish	AudioMAE	CLAP	OPERA-CT	OPERA-CE	OPERA-GT	
T13	FVC (Breath)	0.985 ± 0.743	0.904 ± 0.568	0.900 ± 0.551	0.896 ± 0.542	0.924 ± 0.583	0.848 ± 0.607	0.892 ± 0.618	✓*
T14	FEV1 (Breath)	0.756 ± 0.721	0.839 ± 0.563	0.821 ± 0.590	0.840 ± 0.547	0.837 ± 0.563	0.834 ± 0.581	0.825 ± 0.560	
T15	FEV1/FVC (Breath)	0.141 ± 0.185	0.131 ± 0.146	0.129 ± 0.146	0.134 ± 0.146	0.128 ± 0.140	0.132 ± 0.141	0.128 ± 0.141	✓*
T16	FVC (Vowel)	0.850 ± 0.592	0.895 ± 0.559	0.833 ± 0.588	0.883 ± 0.560	0.885 ± 0.553	0.761 ± 0.544	0.878 ± 0.550	✓*
T17	FEV1 (Vowel)	0.730 ± 0.497	0.842 ± 0.559	0.876 ± 0.561	0.859 ± 0.541	0.780 ± 0.542	0.830 ± 0.561	0.774 ± 0.554	*
T18	FEV1/FVC (Vowel)	0.138 ± 0.166	0.130 ± 0.145	0.131 ± 0.141	0.137 ± 0.147	0.132 ± 0.140	0.136 ± 0.150	0.130 ± 0.138	✓*
T19	Breathing Rate	2.714 ± 0.902	2.605 ± 0.759	2.641 ± 0.813	2.650 ± 0.947	2.636 ± 0.858	2.525 ± 0.782	2.416 ± 0.885	✓*

Benchmarking results

→ Larger-models perform better

ID	Task Abbr.	Opensmile	VGGish	AudioMAE	CLAP	OPERA-CT	OPERA-CE	OPERA-GT	
T1	Covid (Exhale)	0.550 ± 0.015	0.580 ± 0.001	0.549 ± 0.001	0.565 ± 0.001	0.586 ± 0.008	0.551 ± 0.010	0.605 ± 0.001	✓*
T2	Covid (Cough)	0.649 ± 0.006	0.557 ± 0.005	0.616 ± 0.001	0.648 ± 0.003	0.701 ± 0.002	0.629 ± 0.006	0.677 ± 0.001	✓*
T3	Symptom (Breath)	0.571 ± 0.006	0.571 ± 0.003	0.583 ± 0.003	0.611 ± 0.006	0.603 ± 0.005	0.610 ± 0.004	0.613 ± 0.002	✓*
T4	Symptom (Cough)	0.633 ± 0.012	0.605 ± 0.004	0.659 ± 0.001	0.669 ± 0.002	0.680 ± 0.006	0.665 ± 0.001	0.673 ± 0.001	✓*
T5	Covid (Cough)	0.537 ± 0.011	0.538 ± 0.028	0.554 ± 0.004	0.599 ± 0.007	0.578 ± 0.001	0.566 ± 0.008	0.552 ± 0.003	✓*
T6	Gender (Cough)	0.677 ± 0.005	0.600 ± 0.001	0.628 ± 0.001	0.665 ± 0.001	0.795 ± 0.001	0.721 ± 0.001	0.735 ± 0.000	✓*
T7	COPD (Lung)	0.579 ± 0.043	0.605 ± 0.077	0.886 ± 0.017	0.933 ± 0.005	0.855 ± 0.012	0.872 ± 0.011	0.741 ± 0.011	✓
T8	Smoker (Cough)	0.534 ± 0.060	0.507 ± 0.027	0.549 ± 0.022	0.680 ± 0.009	0.685 ± 0.012	0.674 ± 0.013	0.650 ± 0.005	✓*
T9	Gender (Cough)	0.753 ± 0.008	0.606 ± 0.003	0.724 ± 0.001	0.742 ± 0.001	0.874 ± 0.000	0.801 ± 0.002	0.825 ± 0.001	✓*
T10	Obstructive (Lung)	0.636 ± 0.082	0.605 ± 0.036	0.616 ± 0.041	0.697 ± 0.004	0.722 ± 0.016	0.741 ± 0.014	0.703 ± 0.016	✓*
T11	COPD severity (Lung)	0.494 ± 0.054	0.590 ± 0.034	0.510 ± 0.021	0.636 ± 0.045	0.625 ± 0.038	0.683 ± 0.007	0.606 ± 0.015	✓*
T12	Position (Snoring)	0.772 ± 0.005	0.657 ± 0.002	0.649 ± 0.001	0.702 ± 0.001	0.781 ± 0.000	0.769 ± 0.000	0.742 ± 0.001	✓*

Contrastive learning
better in classification


ID	Task Abbr.	Opensmile	VGGish	AudioMAE	CLAP	OPERA-CT	OPERA-CE	OPERA-GT	
T13	FVC (Breath)	0.985 ± 0.743	0.904 ± 0.568	0.900 ± 0.551	0.896 ± 0.542	0.924 ± 0.583	0.848 ± 0.607	0.892 ± 0.618	✓*
T14	FEV1 (Breath)	0.756 ± 0.721	0.839 ± 0.563	0.821 ± 0.590	0.840 ± 0.547	0.837 ± 0.563	0.834 ± 0.581	0.825 ± 0.560	
T15	FEV1/FVC (Breath)	0.141 ± 0.185	0.131 ± 0.146	0.129 ± 0.146	0.134 ± 0.146	0.128 ± 0.140	0.132 ± 0.141	0.128 ± 0.141	✓*
T16	FVC (Vowel)	0.850 ± 0.592	0.895 ± 0.559	0.833 ± 0.588	0.883 ± 0.560	0.885 ± 0.553	0.761 ± 0.544	0.878 ± 0.550	✓*
T17	FEV1 (Vowel)	0.730 ± 0.497	0.842 ± 0.559	0.876 ± 0.561	0.859 ± 0.541	0.780 ± 0.542	0.830 ± 0.561	0.774 ± 0.554	*
T18	FEV1/FVC (Vowel)	0.138 ± 0.166	0.130 ± 0.145	0.131 ± 0.141	0.137 ± 0.147	0.132 ± 0.140	0.136 ± 0.150	0.130 ± 0.138	✓*
T19	Breathing Rate	2.714 ± 0.902	2.605 ± 0.759	2.641 ± 0.813	2.650 ± 0.947	2.636 ± 0.858	2.525 ± 0.782	2.416 ± 0.885	✓*

Generative pretraining
better in regression

Summary



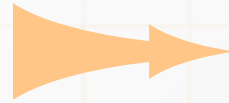
No systematic curation of data.



OPERA-Data: 440+ hours from 5 sources




No open respiratory acoustic foundation models.



OPERA-Model: OPERA-CT, OPERA-CE, OPERA-GT



No ready-to-use benchmark.



OPERA-Benchmark: 19 tasks with various attributes

Using OPERA

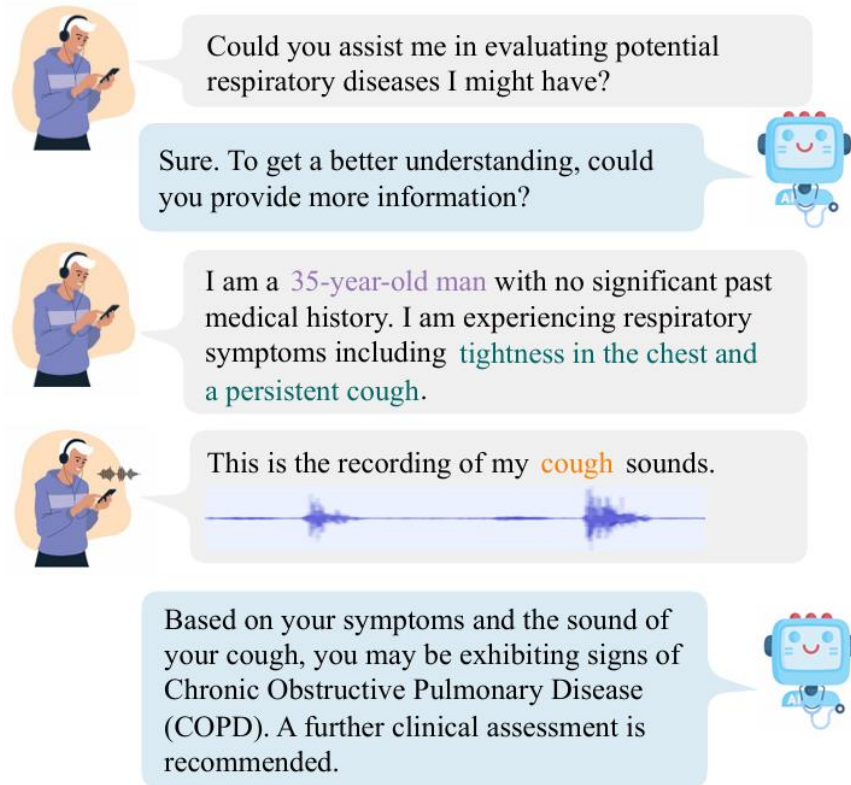
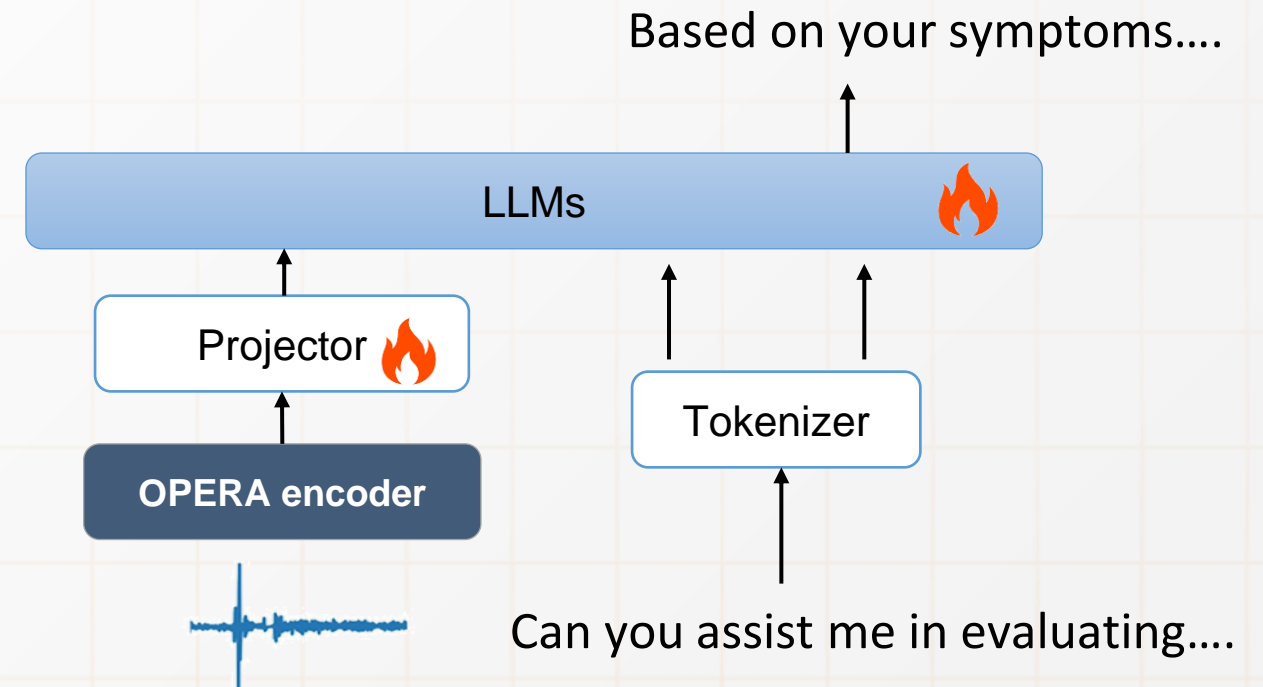


Figure 1: Automated consultation and auscultation for respiratory health screening.



- ✓ Outperforms traditional multimodal **fusion** methods
- ✓ Achieves **zero-shot** inference to unseen tasks

OPEN!!!




the first **OP**En **R**espiratory **A**coustic foundation model pretraining and benchmarking system

OPERA is a system that curates **large-scale unlabelled** respiratory audio datasets to pretrain audio encoders that are **generalizable** to be adapted for various health tasks with **limited labeled data**.


OPERA system allows us to:

- Curate a unique large-scale(~136K samples, 400+ hours), multi-source (5 datasets), multi-modal (breathing, coughing, and lung sounds) and publicly available (or under controlled access) dataset for model pretraining.
- Pretrain 3 generalizable acoustic models with the curated unlabeled data using contrastive learning and generative pretraining, and release the model checkpoints.
- Employ 10 labeled datasets (6 not covered by pretraining) to formulate 19 respiratory health tasks, ensuring fair, comprehensive and reproducible downstream evaluation.
- Enable researchers and developers to extract feature using our model, or develop new models with our data and system, as a starting point for future exploration.

[Paper](#) · [Blog](#) · [GitHub Repository](#)




 **Hugging Face**

Hugging Face is way more fun with friends and colleagues!  [Join](#)


 evelyn0414 / **OPERA**   like 1

 [arxiv:2406.16148](#)

 License: [cc-by-nc-4.0](#)

 Model card



 **Files and versions**



 Community



 main 




OPERA



 evelyn0414 [Update](#) [README.md](#) [d8de432](#) VERIFIED

 [.gitattributes](#)  Safe

 [README.md](#)  Safe

 [encoder-operaCE.ckpt](#) 

 [encoder-operaCT.ckpt](#)  Safe  pickle

 [encoder-operaGT.ckpt](#)  Safe  pickle

THANK YOU

tx229@cam.ac.uk

