

Lecture 4:

Designing efficient systems

Measuring and optimising human performance through quantitative experimental methods.

Overview of the course

- Theory driven approaches to HCI
- Design of visual displays
- Goal-oriented interaction
- **Designing efficient systems**
- Designing smart systems
- Designing meaningful systems (guest lecturer)
- Evaluating interactive system designs
- Designing complex systems

Text entry (part of smart systems)

- It's possible to model human action
- It's possible (in part) to predict human action
- Efficiency can be predicted, and also measured
- A really fundamental trade-off:
 - Speed versus accuracy

Fitts' Law

User actions are information-constrained

How many bits of information to select one of these choices?



How many bits of information to select one of these choices?



The human neuromotor system is limited by information rate - size of target relative to movement

Demonstration of Fitts' Law

Fitts' Law – the only equation in HCI!

- How long does it take to point at something?
- Proportional to the **D**istance to target
- Inversely proportional to **W**idth of target
- Like most human performance (and most things in information theory), it's a log function:
- $\text{Time} = k \log (2D/W)$

Speed-accuracy tradeoff

- Users are capable of doing things faster
- But making more mistakes as a result
- Did your application need speed, or accuracy?



1. State EOC

1. TEST Message

DRILL-PACOM (DEMO) STATE ONLY

False Alarm BMD (CEM) - STATE ONLY

Monthly Test (RMT) - STATE ONLY

PACOM (CDW) - STATE ONLY

Hacking Fitt's Law: “semantic pointing”



Small changes can have a big effect (1972)

Psychological Evaluation of Two Conditional Constructions Used in Computer Languages

M. E. SIME, T. R. G. GREEN AND D. J. GUEST

NEST solution:

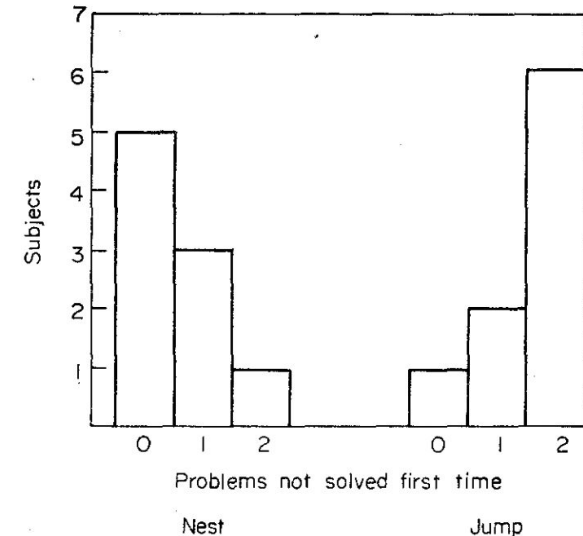
```
IF JUICY THEN
  IF LEAFY THEN
    IF GREEN THEN GRILL
  OTHERWISE BOIL
OTHERWISE FRY
OTHERWISE
  IF HARD THEN ROAST
  OTHERWISE REJECT
```

vs

JUMP solution:

```
IF JUICY GOTO L1
IF HARD GOTO L2
REJECT
L2 ROAST
L1 IF LEAFY GOTO L3
  FRY
L3 IF GREEN GOTO L4
  BOIL
L4 GRILL
```

=>



KLM/GOMS: Predicting time (recap)

Operator	Time/s	Description
K	0.2	Key or button press
P	1.1	Pointing
H	0.4	Homing, switching hand between keyboard/mouse
M	1.35	Mental preparation
R	?	System response time

(Mouse based)

MHPKR
MPK
MKKKKKKKMPKR

VS

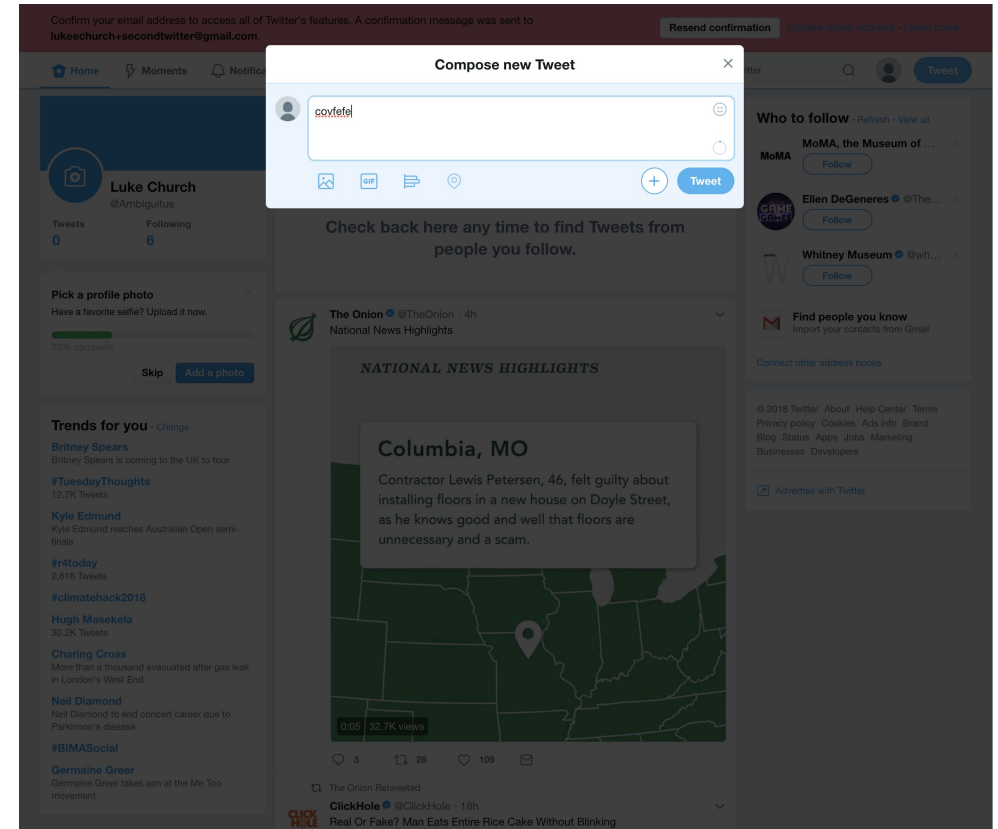
$1.35 + 0.4 + 1.1 + 0.2 +$
 ~ 0.2
 $1.35 + 1.1 + 0.2$
 $1.35 + 7 \cdot 0.2 + 1.35 + 1.1 +$
 $0.2 + \sim 0.2$

= 11.5s

(Keyboard shortcut based)

MKR
MKKKKKKKMKKR

$1.35 + 0.2 + \sim 0.2$
 $1.35 + 7 \cdot 0.2 + 1.35 + 0.2 + 0.2 + \sim 0.2$
 $= 6.45s$

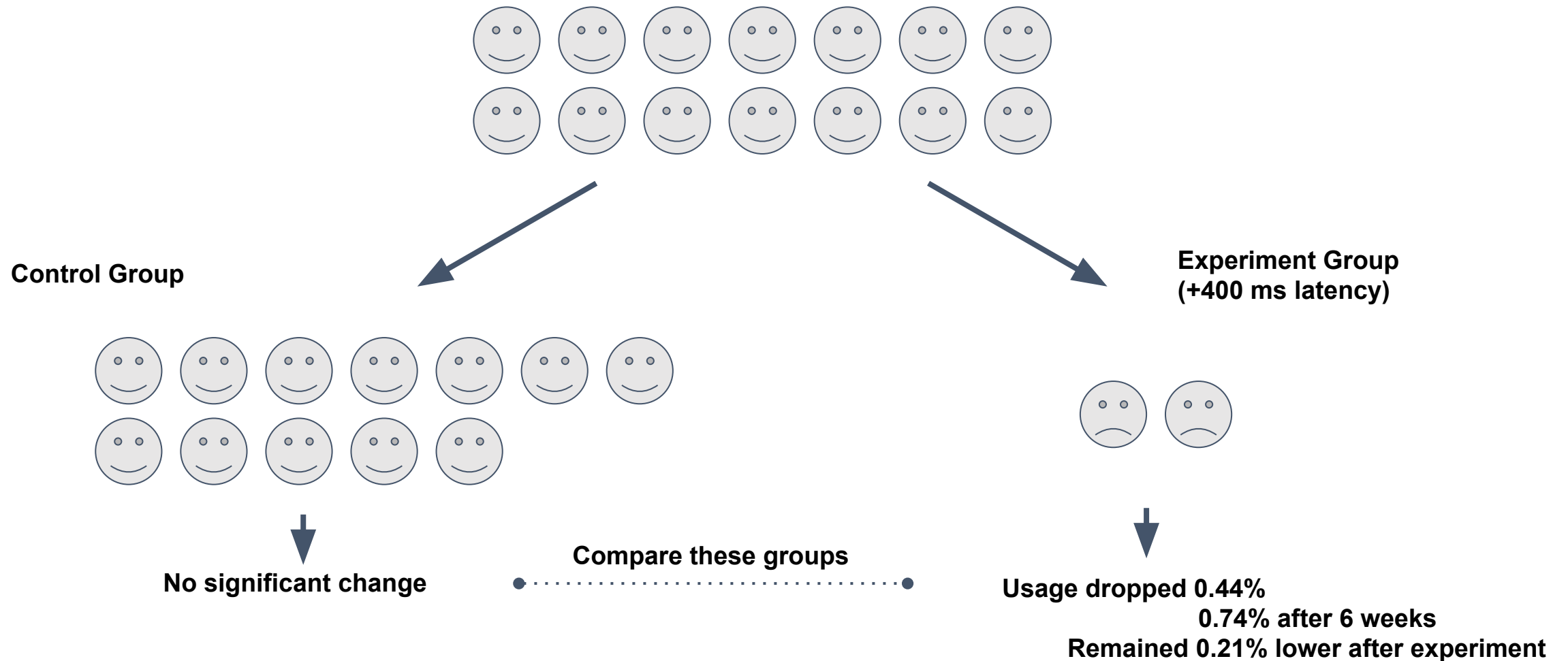


Experiments: Measuring time/usage

How many links should be on a search result page? (10, 20 or 30?)

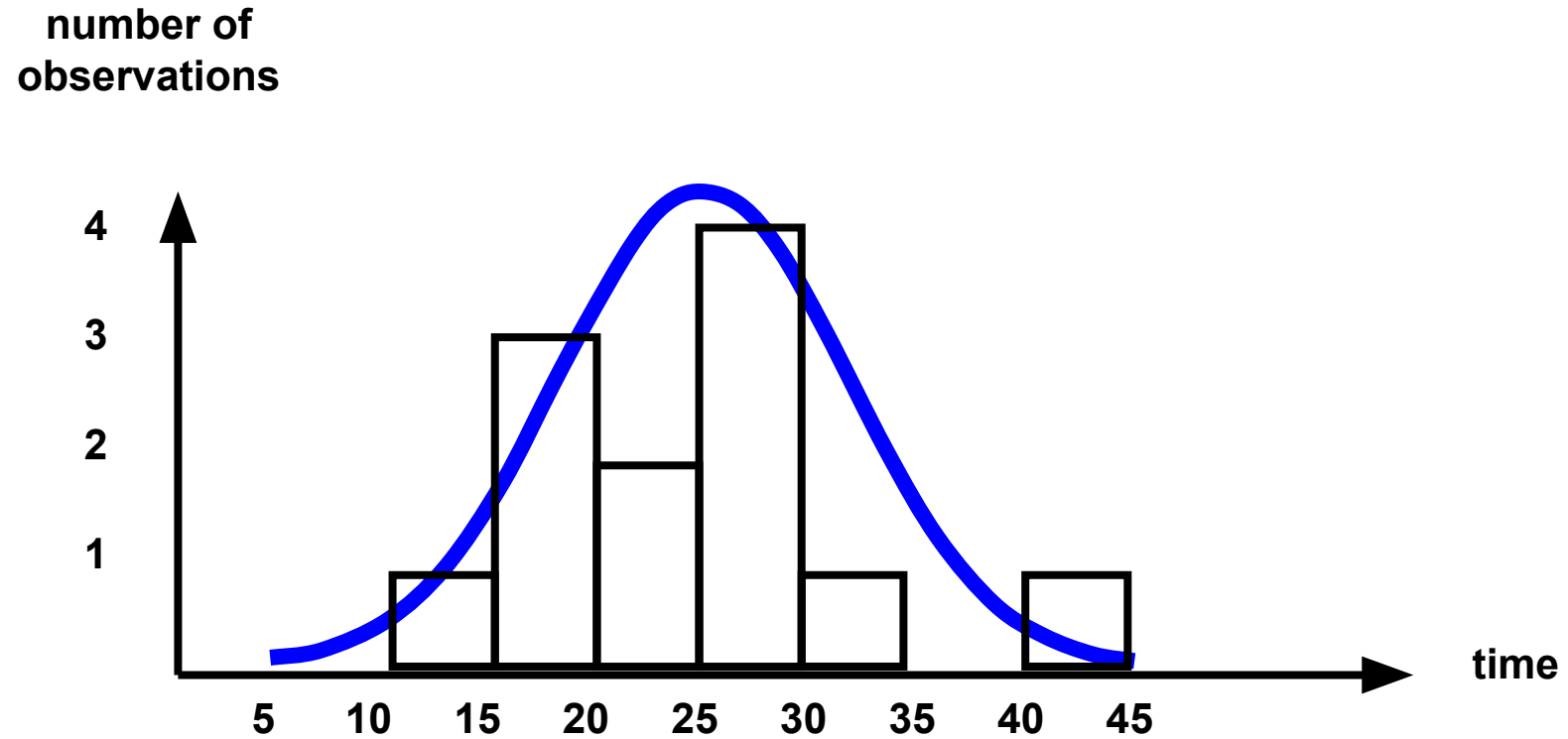
- User studies: More is better
- When given 30, usage fell - why?
 - Analysis showed 400ms extra latency

Latency experiment



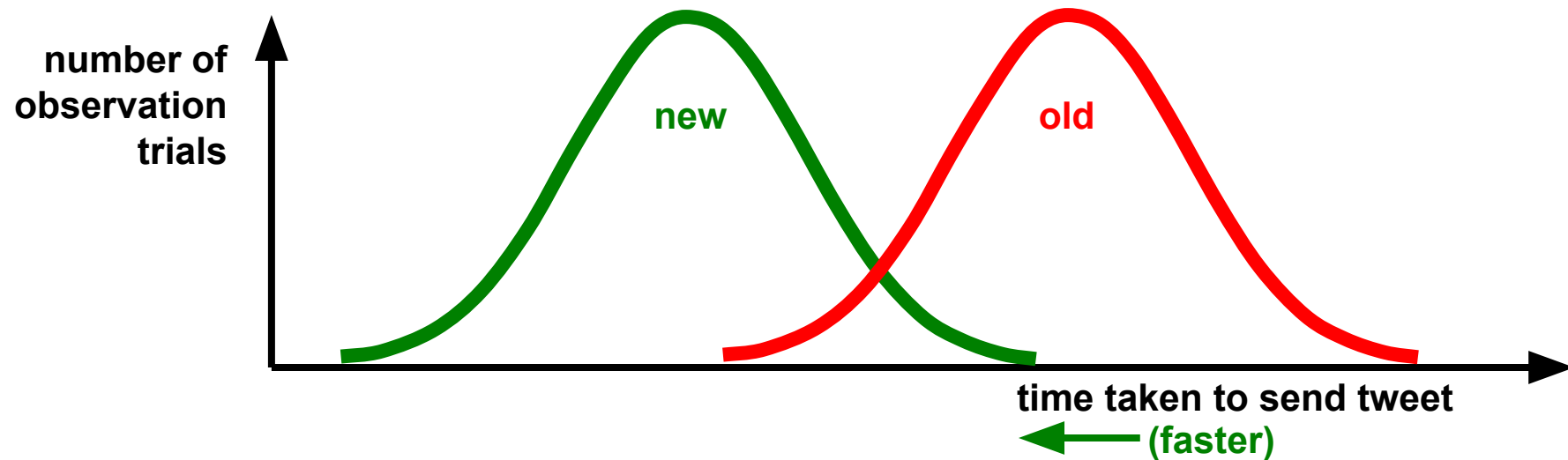
These are A/B experiments

(statistics: histograms & distributions)



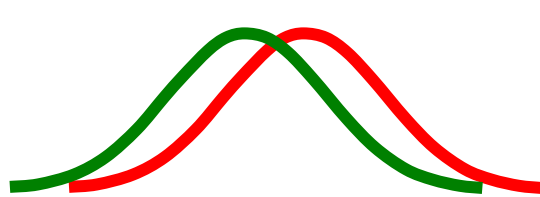
Experimental treatments

- A *treatment* is some modification that we expect to have an effect on usability:
 - How long does Donald take to send his tweet using this great new interface, compared to the crummy old one?
 - Expected answer: *usually* faster, but not *always*




Hypothesis testing

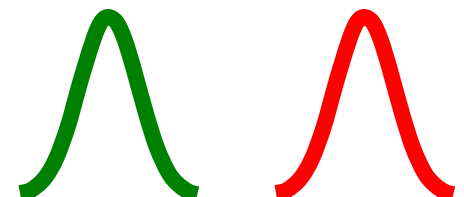
- *Null hypothesis:*
 - What is the probability that this amount of difference in means could be random variation between samples?
 - Hopefully very low ($p < 0.01$, or 1%)
 - Use a statistical *significance test*, such as the *t-test*.



only
random
variation
observed



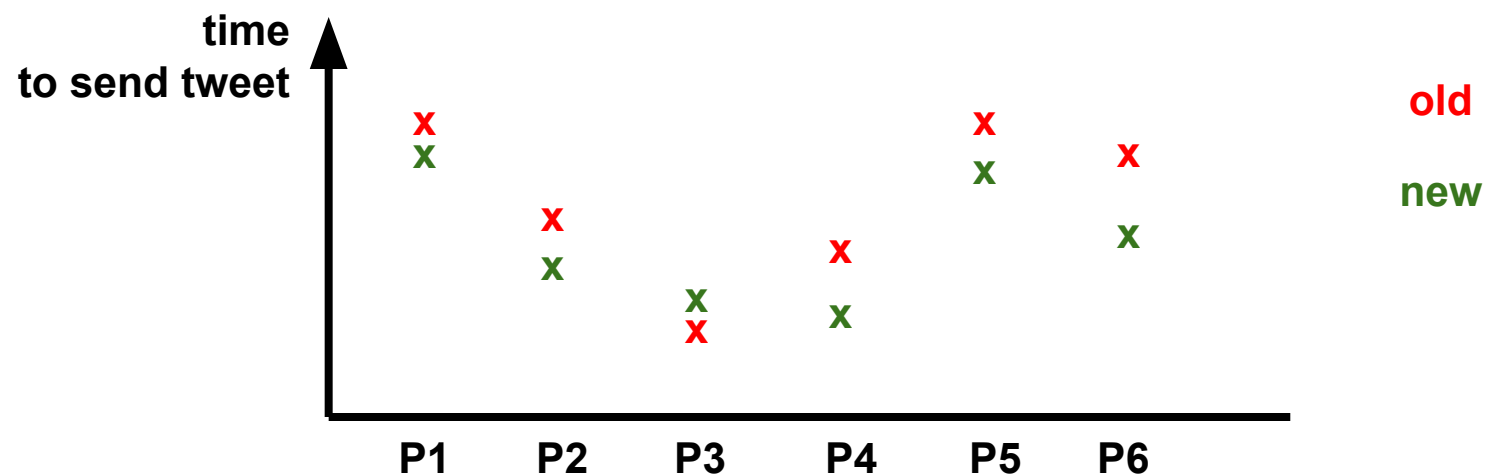
observed effect
probably does
result from
treatment



very significant
effect of
treatment

Sign tests

- In a within subjects experiment it's possible to compare the results
 - Explores the [null] hypothesis that the median of the pairs is zero
 - Means might not be significant, but the sign can be
 - This is a non-parametric test, so doesn't depend much on the data, but not very powerful (use a paired t-test, or Wilcoxon rank test instead)



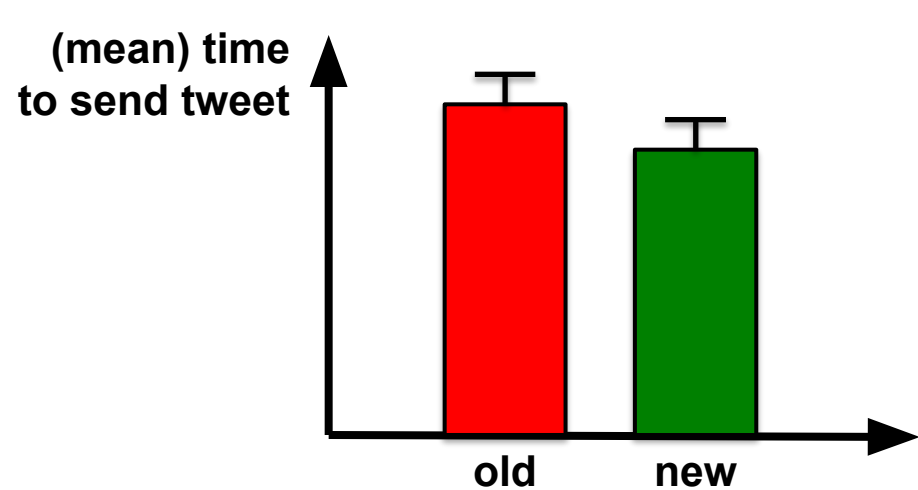
Experiment A: 'significant' but boring

Sources of variation

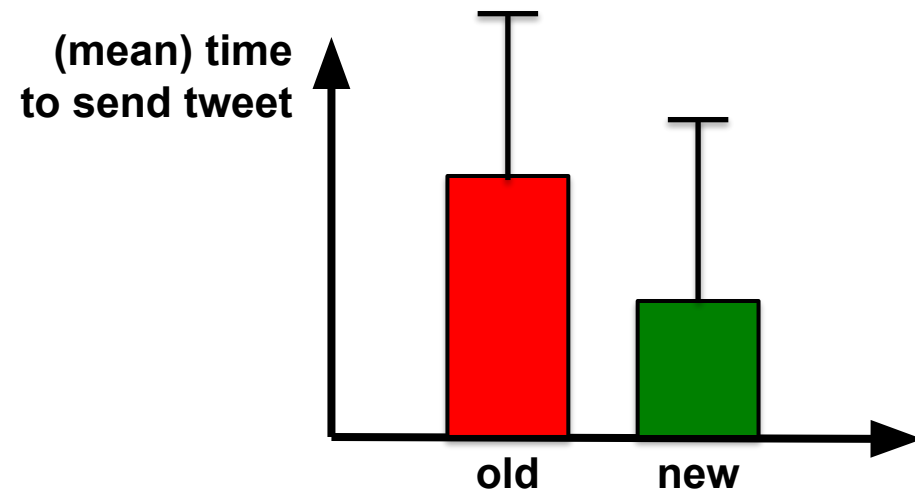
- People differ, so quantitative approaches to HCI must be statistical.
- We must distinguish sources of variation:
 - The effect of the treatment - what we want to measure.
 - Individual differences between subjects (e.g. IQ).
 - Distractions during the trial (e.g. sneezing).
 - Motivation of the subject (e.g. Mondays).
 - Accidental intervention by experimenter (e.g. hints).
 - Other random factors.
- Good experimental design and analysis isolates these.

Effect size – means and error bars

- Difference of two means may be statistically significant (if sample has low variance), without being very interesting.
 - But mean differences must ***always*** be reported with a confidence interval, or plotted with 'error bars'



Experiment A: 'significant' but boring



Experiment B: interesting, but treat with caution

Applied experiments: the Randomised Control Trial (RCT)

- Commonly used in medicine e.g. drugs trials
- What you need to run an RCT:
 - A performance measure
 - A representative population sample + informed consent
 - A task
- Results
 - Effect size, correlations, significance measures
- Difficulties
 - Overcoming natural variation needs large samples
 - Little understanding as to why a change occurred
 - Does the effect generalise?
 - Number of studies/orthogonality of variables

RCTs in commercial product evaluation

- RCTs are little used for design research in commercial products
- Performance measure is usually profit maximisation
 - Sales/Profit are often hard to measure with useful latency
- Typically use proxy measures instead
 - 1 day active, 7 day active, 28 day active

Often used as *summative* evaluation (to be discussed in lecture on evaluation)

Problems with controlled experiments

- Huge variation between people (~200%)
- Mistakes mean huge variation in accuracy (~1000%)
- Improvements are often small (~20%)
- ... or even negative (because new & unfamiliar)
- ... and may result from something unrelated to your design!

The Hawthorne Effect



- Studies on productivity in 1924-1932
 - Do lighting levels affect productivity?
 - Studies appeared to show improvements in both directions
 - Results show the motivational effect of being studied, not of the change

Is efficiency always a design goal?

- What if you wanted to encourage thoughtfulness? Creativity?

Taylorism

- F.W. Taylor (1856-1915)
 - Engineer who invented scientific management
 - Measure workers as if parts in a machine
 - Optimise by measurement and correction
- Not so popular with trade unions!
 - Note that 2nd wave HCI (the turn from human factors to social science) involved working closely with trade unions, especially in Sweden and Denmark



Whose goals are we working for?

- Software paid for by corporate actors (tech companies, venture capitalists, governments) inevitably serves the end of those actors
- When we talk about efficiency, how much are we building systems to configure (or restrict) user behaviours?

Discretionary use systems

If you are not working to someone else's goal, you can decide whether or not to be efficient (or whether you want to use the system at all)



Simone Giertz: "Queen of Shitty Robots"

Efficient creativity?

- What if there isn't a good measure of productivity?
 - Maximise output of poetry-lines?
 - Maximise musical notes played per second?
 - <https://youtu.be/ZTyAHmArBp8?t=219>
 - Maximise Cambridge graduates per year?
- Optimum User Experience
 - What if you wanted people to enjoy what they did?



The programming analogy challenge 2026:

Example #3: ChatGPT

- W e l l ...
- ... anyone heard of vibe coding?
- “Agentic” AI is *all about* the promise that we can use LLMs to specify automated / programmatic behaviours!
- So how accurately can you specify interfaces, constraints, equations ... in ambiguous natural language?
- How about providing some kind of notation ... anyone for algebra?
- Data-centric approaches may help, if manual checking of results is feasible and the cost of errors is low and/or reversible