

# Hoare Logic and Model Checking

Jean Pichon-Pharabod jp622  
University of Cambridge

CST Part II – 2020/2021

## Motivation

We often fail to write programs that meet our expectations, which we phrased in their specifications:

- we fail to write programs that meet their specification;
- we fail to write specifications that meet our expectations.

Addressing the former issue is called verification, and addressing the latter is called validation.



In practice, verification and validation feed back into each other.

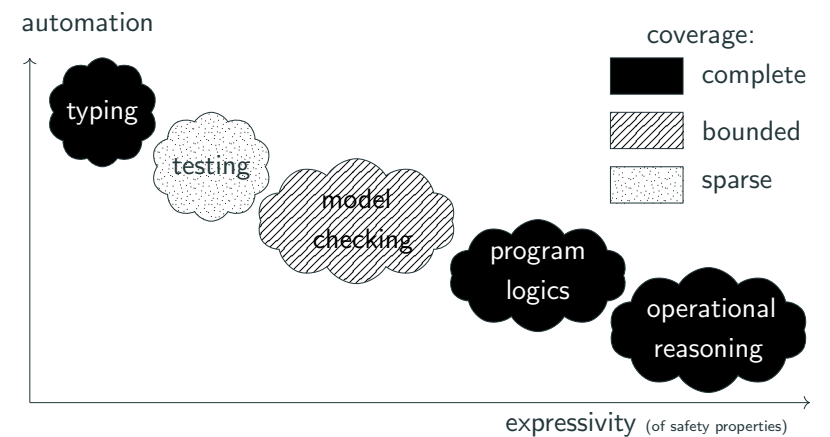
## Acknowledgements

These slides are heavily based on previous versions by Mike Gordon, Alan Mycroft, and Kasper Svendsen.

Thanks to Julia Bibik, Mistral Contrastin, John Fawcett, Craig Ferguson, Victor Gomes, Joe Isaacs, Hrutvik Kanabar, Neel Krishnaswami, Dylan McDermott, Ian Orton, Peter Rugg, Peter Sewell, Ben Simner, Domagoj Stolfa, Ross Tooley, and Conrad Watt for remarks and reporting mistakes.

## Background

There are many verification & validation techniques of varying coverage, expressivity, level of automation, ..., for example:



## Choice of technique

More expressive and complete techniques lead to more confidence.

It is important to choose the right set of verification & validation techniques for the task at hand:

- verification can be very expensive and time-consuming.
- verified designs may still not work;
- verification can give a false sense of security;

More heavyweight techniques should be used together with testing, not as a replacement.

4

## Hoare logic

---

## Course structure

This course is about two techniques, their underlying ideas, how to use them, and why they are correct:

- **Hoare logic** (Lectures 1-6);
- **Model checking** (Lectures 7-12).

These are not just techniques, but also ways of thinking about programs.

5

## Lecture plan

Lecture 1: Informal introduction to Hoare logic

Lecture 2: Examples, loop invariants, and mechanisation

Lecture 3: Formal semantics and properties of Hoare logic

Lecture 4: Introduction to separation logic

Lecture 5: Verifying abstract data types in separation logic

Lecture 6: Extending Hoare logic

6

## Hoare logic

Hoare logic is a formalism for relating the **initial** and **terminal** state of a program.

Hoare logic was invented in 1969 by Tony Hoare, inspired by earlier work of Robert Floyd.

There was little-known prior work by Alan Turing in 1949.

Hoare logic is still an active area of research.

7

## Components of a Hoare logic

To define a Hoare logic, we need four main components:

- the programming language that we want to reason about: its syntax and dynamic (e.g. operational) semantics;
- an assertion language for defining state predicates: its syntax and an interpretation;
- an interpretation of Hoare triples;
- a (sound) syntactic proof system for deriving Hoare triples.

This lecture will introduce each component informally. In the coming lectures, we will cover the formal details.

9

## Partial correctness triples

Hoare logic uses **partial correctness triples** (also “Hoare triples”) for specifying and reasoning about the behaviour of programs:

$$\{P\} C \{Q\}$$

is a logical statement about a command  $C$ , where  $P$  and  $Q$  are state predicates:

- $P$  is called the precondition, and describes the initial state;
- $Q$  is called the postcondition, and describes the terminal state.

8

## The WHILE language

---

## Commands of the WHILE language

WHILE is the prototypical imperative language. Programs consist of commands, which include branching, iteration, and assignment:

$$\begin{aligned} C &::= \text{skip} \\ &| C_1; C_2 \\ &| X := E \\ &| \text{if } B \text{ then } C_1 \text{ else } C_2 \\ &| \text{while } B \text{ do } C \end{aligned}$$

Here,  $X$  is a variable,  $E$  is an arithmetic expression, which evaluates to an integer, and  $B$  is a boolean expression, which evaluates to a boolean.

States are mappings from variables to integers,  $Var \rightarrow \mathbb{Z}$ .

10

## Assertions and specifications

---

## Expressions of the WHILE language

The grammar for arithmetic expressions and boolean expressions includes the usual arithmetic operations and comparison operators, respectively:

$$\begin{aligned} E &::= N \mid X \mid E_1 + E_2 && \text{arithmetic expressions} \\ &| E_1 - E_2 \mid E_1 \times E_2 \mid \dots \end{aligned}$$
$$\begin{aligned} B &::= \mathbf{T} \mid \mathbf{F} \mid E_1 = E_2 && \text{boolean expressions} \\ &| E_1 \leq E_2 \mid E_1 \geq E_2 \mid \dots \end{aligned}$$

Expressions do not have side effects.

11

## The assertion language

Assertions (also “state predicates”)  $P, Q, \dots$  include boolean expressions (which can contain variables), combined using the usual logical operators:  $\wedge, \vee, \neg, \Rightarrow, \forall, \exists, \dots$

For instance, the predicate  $X = Y + 1 \wedge Y > 0$  describes states in which the variable  $Y$  contains a positive value, and variable  $X$  contains a value that is equal to the value that  $Y$  contains plus 1.

12

## Informal semantics of partial correctness triples

The partial correctness triple  $\{P\} C \{Q\}$  holds semantically, written  $\models \{P\} C \{Q\}$ , if and only if:

- assuming  $C$  is executed in an initial state satisfying  $P$ ,
- and assuming moreover that this execution terminates,
- then the terminal state of the execution satisfies  $Q$ .

For instance,

- $\models \{X = 1\} X := X + 1 \{X = 2\}$  holds;
- $\models \{X = 1\} X := X + 1 \{X = 3\}$  does not hold.

13

## Examples of specifications

---

## Partial correctness

Partial correctness triples are called **partial** because they only specify the intended behaviour of terminating executions.

For instance,  $\models \{X = 1\} \text{while } X > 0 \text{ do } X := X + 1 \{X = 0\}$  holds, because the given program never terminates when executed from an initial state where  $X$  is 1.

Later, we will see that it is also possible to have total correctness triples that strengthen partial correctness triples to require termination.

14

## Corner cases of partial correctness triples

$\{\perp\} C \{Q\}$

- this says nothing about the behaviour of  $C$ , because  $\perp$  never holds for any initial state.

$\{\top\} C \{Q\}$

- this says that whenever  $C$  halts,  $Q$  holds.

$\{P\} C \{\top\}$

- this holds for every precondition  $P$  and command  $C$ , because  $\top$  always holds in the terminate state.

15

## The need for auxiliary variables

How can we specify that a program  $C$  computes the maximum of two variables  $X$  and  $Y$ , and stores the result in a variable  $Z$ ?

Is this a good specification for  $C$ ?

$$\{\top\} C \{(X \leq Y \Rightarrow Z = Y) \wedge (Y \leq X \Rightarrow Z = X)\}$$

No! Take  $C$  to be

$$X := 0; Y := 0; Z := 0$$

Then  $C$  satisfies the above specification!

The postcondition should refer to the **initial** values of  $X$  and  $Y$ .

16

## Using auxiliary variables

The previous specification still allows  $C$  to change  $X$  and  $Y$ , which may not be what we want. We can prevent that with

$$\{X = x \wedge Y = y\} C \left\{ \begin{array}{l} X = x \wedge Y = y \wedge \\ (x \leq y \Rightarrow Z = y) \wedge (y \leq x \Rightarrow Z = x) \end{array} \right\}$$

Using auxiliary variables, we can express that if  $C$  terminates, then it exchanges the values of variables  $X$  and  $Y$ :

$$\{X = x \wedge Y = y\} C \{X = y \wedge Y = x\}$$

18

## Auxiliary variables

In Hoare logic, we use **auxiliary variables** (also “ghost variables”, or “logical variables”), which are not allowed to occur in the program, to refer to the initial values of variables in postconditions. We call the variables that can occur in programs **program variables**.

Notation: program variables are uppercase, and auxiliary variables are lowercase.

Using auxiliary variables, we can specify  $C$  with  $\{X = x \wedge Y = y\} C \{(x \leq y \Rightarrow Z = y) \wedge (y \leq x \Rightarrow Z = x)\}$ .

17

## Examples of partial correctness triples

$C$  computes the Euclidian division of  $X$  by  $Y$  into  $Q$  and  $R$ :

$$\{X = x \wedge Y = y \wedge x \geq 0 \wedge y > 0\} C \{x = Q \times y + R \wedge 0 \leq R < y\}$$

$C$  tests whether  $P$  is prime:

$$\{P = p \wedge p > 0\} C \left\{ \begin{array}{l} (R = 0 \Rightarrow \exists q, r. q > 1 \wedge r > 1 \wedge p = q \times r) \wedge \\ (R = 1 \Rightarrow \forall q, r. q > 1 \wedge r > 1 \Rightarrow p \neq q \times r) \end{array} \right\}$$

19

## Formal proof system for Hoare logic

---

### Hoare logic

We will now introduce a natural deduction proof system for partial correctness triples due to Tony Hoare.

The logic consists of a set of **inference rule schemas** for deriving consequences from premises.

If  $S$  is a statement, we will write  $\vdash S$  to mean that the statement  $S$  is derivable. We will have two derivability judgements:

- $\vdash_{FOL} P$ , for derivability of assertions; and
- $\vdash \{P\} C \{Q\}$ , for derivability of partial correctness triples.

20

### Inference rule schemas

The inference rule schemas of Hoare logic will be specified as follows:

$$\frac{\vdash S_1 \quad \dots \quad \vdash S_n}{\vdash S}$$

This expresses that  $S$  may be deduced from assumptions  $S_1, \dots, S_n$ .

These are schemas that may contain meta-variables.

### Proof trees

A proof tree for  $\vdash S$  in Hoare logic is a tree with  $\vdash S$  at the root, constructed using the inference rules of Hoare logic, where all nodes are shown to be derivable (so leaves require no further derivations):

$$\frac{\frac{\overline{\vdash S_1} \quad \overline{\vdash S_2}}{\vdash S_3} \quad \overline{\vdash S_4}}{\vdash S}$$

We typically write proof trees with the root at the bottom.

## Formal proof system for Hoare logic

$$\frac{}{\vdash \{P\} \text{ skip } \{P\}} \quad \frac{}{\vdash \{P[E/X]\} X := E \{P\}}$$

$$\frac{\vdash \{P\} C_1 \{Q\} \quad \vdash \{Q\} C_2 \{R\}}{\vdash \{P\} C_1; C_2 \{R\}}$$

$$\frac{\vdash \{P \wedge B\} C_1 \{Q\} \quad \vdash \{P \wedge \neg B\} C_2 \{Q\}}{\vdash \{P\} \text{ if } B \text{ then } C_1 \text{ else } C_2 \{Q\}}$$

$$\frac{\vdash \{P \wedge B\} C \{P\}}{\vdash \{P\} \text{ while } B \text{ do } C \{P \wedge \neg B\}}$$

$$\frac{\vdash_{FOL} P_1 \Rightarrow P_2 \quad \vdash \{P_2\} C \{Q_2\} \quad \vdash_{FOL} Q_2 \Rightarrow Q_1}{\vdash \{P_1\} C \{Q_1\}}$$

23

## The assignment rule

$$\frac{}{\vdash \{P[E/X]\} X := E \{P\}}$$



Here,  $P[E/X]$  means the assertion  $P$  with the expression  $E$  substituted for all occurrences of the variable  $X$ .

For instance,

$$\vdash \{X + 1 = 2\} X := X + 1 \{X = 2\}$$

$$\vdash \{Y + X = Y + 10\} X := Y + X \{X = Y + 10\}$$

25

## The skip rule

$$\frac{}{\vdash \{P\} \text{ skip } \{P\}}$$



The **skip** rule expresses that any assertion that holds before **skip** is executed also holds afterwards.

$P$  is a meta-variable ranging over an arbitrary state predicate.

For instance,  $\vdash \{X = 1\} \text{ skip } \{X = 1\}$ .

24

## The rule of consequence

$$\frac{\vdash_{FOL} P_1 \Rightarrow P_2 \quad \vdash \{P_2\} C \{Q_2\} \quad \vdash_{FOL} Q_2 \Rightarrow Q_1}{\vdash \{P_1\} C \{Q_1\}}$$



The rule of consequence allows us to strengthen preconditions and weaken postconditions.

Note: the  $\vdash_{FOL} P \Rightarrow Q$  hypotheses are a different kind of judgment.

For instance, from  $\vdash \{X + 1 = 2\} X := X + 1 \{X = 2\}$ , we can deduce  $\vdash \{X = 1\} X := X + 1 \{X = 2\}$ .

26



## Sequential composition

$$\frac{\vdash \{P\} C_1 \{Q\} \quad \vdash \{Q\} C_2 \{R\}}{\vdash \{P\} C_1; C_2 \{R\}}$$



If the postcondition of  $C_1$  matches the precondition of  $C_2$ , we can derive a specification for their sequential composition.

For example, if we have deduced:

- $\vdash \{X = 1\} X := X + 1 \{X = 2\}$  and
- $\vdash \{X = 2\} X := X \times 2 \{X = 4\}$

we may deduce  $\vdash \{X = 1\} X := X + 1; X := X \times 2 \{X = 4\}$ .

27

## The conditional rule

$$\frac{\vdash \{P \wedge B\} C_1 \{Q\} \quad \vdash \{P \wedge \neg B\} C_2 \{Q\}}{\vdash \{P\} \text{if } B \text{ then } C_1 \text{ else } C_2 \{Q\}}$$



For instance, to prove that

$$\vdash \{\top\} \text{if } X \geq Y \text{ then } Z := X \text{ else } Z := Y \{Z = \max(X, Y)\}$$

it suffices to prove that  $\vdash \{\top \wedge X \geq Y\} Z := X \{Z = \max(X, Y)\}$  and  $\vdash \{\top \wedge \neg(X \geq Y)\} Z := Y \{Z = \max(X, Y)\}$ .

28

## The loop rule

$$\frac{\vdash \{P \wedge B\} C \{P\}}{\vdash \{P\} \text{while } B \text{ do } C \{P \wedge \neg B\}}$$



The loop rule says that

- if  $P$  is an invariant of the loop body when the loop condition succeeds, then  $P$  is an invariant for the whole loop, and
- if the loop terminates, then the loop condition failed.

We will return to the problem of finding loop invariants.

29

## Example

---

## Example: integer square root algorithm

We can use these rules to verify a very inefficient integer square root algorithm:

$$\{X = x \wedge x \geq 0\}$$

$$S = 0; \text{ while } (S + 1) \times (S + 1) \leq X \text{ do } S := S + 1$$

$$\{S \times S \leq x \wedge x < (S + 1) \times (S + 1)\}$$


30

## The assignment rule

The assignment rule reads right-to-left; could we use another rule that reads more easily?

Consider the following plausible alternative assignment rule:

$$\frac{}{\vdash \{P\} X := E \{P[E/X]\}}$$

We can instantiate this rule to obtain the following triple, which does not hold:

$$\vdash \{X = 0\} X := 1 \{1 = 0\}$$

32

## Example: integer square root algorithm

We can use the following invariant:

$$X = x \wedge x \geq 0 \wedge S \times S \leq x$$

$$\frac{}{\vdash \{X = x \wedge x \geq 0 \wedge S \times S \leq x \wedge (S + 1) \times (S + 1) \leq X \wedge X = x \wedge x \geq 0 \wedge (S + 1) \times (S + 1) \leq X\} \vdash \{X = x \wedge x \geq 0 \wedge (S + 1) \times (S + 1) \leq X\} \vdash \{X = x \wedge x \geq 0 \wedge (S + 1) \times (S + 1) \leq X\} \vdash \{X = x \wedge x \geq 0 \wedge S \times S \leq x\}}{\vdash \{X = x \wedge x \geq 0 \wedge S \times S \leq x \wedge (S + 1) \times (S + 1) \leq X\} \vdash \{X = x \wedge x \geq 0 \wedge S \times S \leq x\}} \quad \text{while } (S + 1) \times (S + 1) \leq X \text{ do } S := S + 1$$

$$\frac{}{\vdash \{X = x \wedge x \geq 0 \wedge S \times S \leq x \wedge (S + 1) \times (S + 1) \leq X\} \vdash \{X = x \wedge x \geq 0 \wedge S \times S \leq x\}}{\vdash \{X = x \wedge x \geq 0 \wedge S \times S \leq x \wedge (S + 1) \times (S + 1) \leq X\} \vdash \{X = x \wedge x \geq 0 \wedge S \times S \leq x\}} \quad \text{while } (S + 1) \times (S + 1) \leq X \text{ do } S := S + 1$$

$$\frac{}{\vdash \{X = x \wedge x \geq 0 \wedge S \times S \leq x \wedge (S + 1) \times (S + 1) \leq X\} \vdash \{X = x \wedge x \geq 0 \wedge S \times S \leq x\}}{\vdash \{X = x \wedge x \geq 0 \wedge S \times S \leq x \wedge (S + 1) \times (S + 1) \leq X\} \vdash \{X = x \wedge x \geq 0 \wedge S \times S \leq x\}} \quad \text{while } (S + 1) \times (S + 1) \leq X \text{ do } S := S + 1$$

Not very practical... we will see how to fix that in the next lecture.

31

## Conclusion

## Applications

- Facebook's bug-finding Infer tool:  
<http://fbinfer.com/>
- The Rust programming language:  
<https://www.rust-lang.org/>
- Verification of the seL4 microkernel assembly:  
<https://entropy2018.sciencesconf.org/data/myreen.pdf>

33

## Summary

Hoare logic is a formalism for reasoning about the behaviour of programs by relating their initial and terminal state.

It uses an assertion logic based on first-order logic to reason about program states, and defines Hoare triples on top of it to reason about the programs.

In the next lecture, we will use Hoare logic to reason about example programs.

35

## Tools

- For Hoare Logic:
  - Why3 <http://why3.lri.fr/>  
Sedgewick in Why3:  
<http://pauillac.inria.fr/~levy/why3/index.html>
  - Boogie <https://github.com/boogie-org/boogie>
- For separation logic:
  - VeriFast <https://github.com/verifast/verifast>
  - The Iris higher-order concurrent separation logic framework, implemented and verified in a proof assistant:  
<http://iris-project.org/>

34

## Papers of historical interest

- C. A. R. Hoare. An axiomatic basis for computer programming. 1969.
- R. W. Floyd. Assigning meanings to programs. 1967.
- A. M. Turing. Checking a large routine. 1949.

36

## Recap

# Hoare logic

## Lecture 2: Examples in Hoare logic

---

Jean Pichon-Pharabod jp622  
University of Cambridge

CST Part II – 2020/2021

In the previous lecture, we introduced Hoare logic, which uses Hoare triples to specify the behaviour of imperative programs by relating the initial state of a program with its terminate state.

Today, we will use Hoare logic to specify and verify some simple programs.

1

## Proof outlines

---

### Proof outlines

Derivations in Hoare logic are often more readable when given as **proof outlines** instead of proof trees. A proof outline of a command is an annotation of the command with the pre- and postcondition of each sub-command...

Instead of writing

$$\frac{\frac{\vdash \{(X + 1) \times 2 = 4\} \ X := X + 1 \ \{X \times 2 = 4\}}{\vdash \{(X + 1) \times 2 = 4\} \ X := X + 1; X := X \times 2 \ \{X = 4\}} \quad \frac{\vdash \{X \times 2 = 4\} \ X := X \times 2 \ \{X = 4\}}{\vdash \{(X + 1) \times 2 = 4\} \ X := X + 1; X := X \times 2 \ \{X = 4\}}}{\vdash \{(X + 1) \times 2 = 4\} \ X := X + 1; X := X \times 2 \ \{X = 4\}}$$

we can write

$$\begin{array}{l} \{(X + 1) \times 2 = 4\} \\ X := X + 1; \\ \{X \times 2 = 4\} \\ X := X \times 2 \\ \{X = 4\} \end{array}$$

2

## Proof outlines

...and where sequences of assertions indicate uses of the rule of consequence. We elide sides of the rule of consequence that do not change the assertion. We also elide (but need to check!) the derivations of implications between assertions.

Instead of writing

$$\frac{\begin{array}{c} \vdots \\ \hline \vdash_{FOL} X = 1 \Rightarrow X + 1 = 2 \end{array} \quad \frac{\begin{array}{c} \vdots \\ \hline \vdash \{X + 1 = 2\} X := X + 1 \{X = 2\} \end{array}}{\vdash \{X = 1\} X := X + 1 \{X = 2\}} \quad \frac{\begin{array}{c} \vdots \\ \hline \vdash_{FOL} X = 2 \Rightarrow X = 2 \end{array}}{\vdash \{X = 1\} X := X + 1 \{X = 2\}}}{\vdash \{X = 1\} X := X + 1 \{X = 2\}}$$

we can write

$$\begin{array}{l} \{X = 1\} \\ \{X + 1 = 2\} \\ X := X + 1 \\ \{X = 2\} \end{array}$$

3

## Factorial

---

## Proof outline for the integer square root

$$\begin{array}{l} \{X = x \wedge x \geq 0\} \\ \{X = x \wedge x \geq 0 \wedge 0 \times 0 \leq x\} \\ S := 0; \\ \{X = x \wedge x \geq 0 \wedge S \times S \leq x\} \\ \mathbf{while} (S + 1) \times (S + 1) \leq X \mathbf{do} \\ \quad \{X = x \wedge x \geq 0 \wedge S \times S \leq x \wedge (S + 1) \times (S + 1) \leq X\} \\ \quad \{X = x \wedge x \geq 0 \wedge (S + 1) \times (S + 1) \leq x\} \\ \quad S := S + 1 \\ \quad \{X = x \wedge x \geq 0 \wedge S \times S \leq x\} \\ \{X = x \wedge x \geq 0 \wedge S \times S \leq x \wedge \neg((S + 1) \times (S + 1) \leq X)\} \\ \{X = x \wedge S \times S \leq x \wedge x < (S + 1) \times (S + 1)\} \end{array}$$

4

## Specifying a program computing factorial

We wish to verify that the following command computes the factorial of  $X$ , and stores the result in  $Y$ :

$$\mathbf{while} X \neq 0 \mathbf{do} (Y := Y \times X; X := X - 1)$$

First, we need to formalise the specification:

- Factorial is only defined for non-negative numbers, so  $X$  should be non-negative in the initial state.
- The terminal state of  $Y$  should be equal to the factorial of the initial state of  $X$ .
- The implementation assumes that  $Y$  is equal to 1 initially.

5

## A specification of a program computing factorial

This corresponds to the following partial correctness triple:

$$\frac{\{X = x \wedge X \geq 0 \wedge Y = 1\} \quad \text{while } X \neq 0 \text{ do } (Y := Y \times X; X := X - 1)}{\{Y = x!\}}$$

Here, '!' denotes the usual mathematical factorial function.

Note that we used an auxiliary variable  $x$  to record the initial value of  $X$  and relate the terminal value of  $Y$  with the initial value of  $X$ .

6

## Analysing the factorial implementation

$$\frac{\{X = x \wedge X \geq 0 \wedge Y = 1\} \quad \text{while } X \neq 0 \text{ do } (Y := Y \times X; X := X - 1)}{\{Y = x!\}}$$

How does this program work?



8

## How does one find a good invariant?

$$\frac{\frac{\vdots}{\vdash_{FOL} P' \Rightarrow P} \quad \frac{\vdash \{P \wedge B\} C \{P\}}{\vdash \{P\} \text{ while } B \text{ do } C \{P \wedge \neg B\}} \quad \frac{\vdots}{\vdash_{FOL} P \wedge \neg B \Rightarrow Q'}}{\vdash \{P'\} \text{ while } B \text{ do } C \{Q'\}}$$

Here,  $P$  is an invariant, meaning that it

- must hold initially;
- must be preserved by the loop body when  $B$  is true; and

Moreover, to be useful, it must imply the desired postcondition when  $B$  is false.

7

## Observations about the factorial implementation

$$\frac{\{X = x \wedge X \geq 0 \wedge Y = 1\} \quad \text{while } X \neq 0 \text{ do } (Y := Y \times X; X := X - 1)}{\{Y = x!\}}$$

iteration	Y	X
0	1	x
1	1 × x	x - 1
2	1 × x × (x - 1)	x - 2
3	1 × x × (x - 1) × (x - 2)	x - 3
⋮	⋮	⋮
x	1 × x × (x - 1) × (x - 2) × ⋯ × 1	0

$Y$  is the value computed so far, and  $X!$  remains to be computed.

9

## An invariant for the factorial implementation

```
{X = x ∧ X ≥ 0 ∧ Y = 1}
while X ≠ 0 do (Y := Y × X; X := X - 1)
{Y = x!}
```

Take  $I$  to be  $Y \times X! = x! \wedge X \geq 0$ .  
(We need  $X \geq 0$  for  $X!$  to make sense.)



10

## Proof outline for the implementation of factorial

```
{X = x ∧ X ≥ 0 ∧ Y = 1}
{Y × X! = x! ∧ X ≥ 0}
while X ≠ 0 do
  ({Y × X! = x! ∧ X ≥ 0 ∧ X ≠ 0}
  {(Y × X) × (X - 1)! = x! ∧ (X - 1) ≥ 0}
  Y := Y × X;
  {Y × (X - 1)! = x! ∧ (X - 1) ≥ 0}
  X := X - 1
  {Y × X! = x! ∧ X ≥ 0})
{Y × X! = x! ∧ X ≥ 0 ∧ ¬(X ≠ 0)}
{Y = x!}
```

11

## Fibonacci

---

## A verified Fibonacci implementation

We wish to verify that the following command computes the  $N$ -th Fibonacci number (indexed from 1), and stores the result in  $Y$ .

This corresponds to the following partial correctness Hoare triple:

```
{1 ≤ N ∧ N = n}
X = 0;
Y := 1;
Z := 1;
while Z < N do
  (Y := X + Y; X := Y - X; Z := Z + 1)
{Y = fib(n)}
```

Recall that the Fibonacci sequence is defined by

$fib(1) = 1, \quad fib(2) = 1, \quad \forall n > 2. fib(n) = fib(n-1) + fib(n-2)$

Moreover, for convenience, we assume  $fib(0) = 0$ .

12

## A verified Fibonacci implementation

Reasoning about the initial assignment of constants is easy.

How can we verify the loop?

$$\{X = 0 \wedge Y = 1 \wedge Z = 1 \wedge 1 \leq N \wedge N = n\}$$

**while**  $Z < N$  **do**

$$(Y := X + Y; X := Y - X; Z := Z + 1)$$

$$\{Y = fib(n)\}$$

First, we need to understand the implementation.



13

## Observations about the implementation of Fibonacci

$$\{X = 0 \wedge Y = 1 \wedge Z = 1 \wedge 1 \leq N \wedge N = n\}$$

**while**  $Z < N$  **do**

$$(Y := X + Y; X := Y - X; Z := Z + 1)$$

$$\{Y = fib(n)\}$$

iteration	0	1	2	3	4	5	6	...	$n - 1$
Y	1	1	2	3	5	8	13	...	$fib(n)$
X	0	1	1	2	3	5	8	...	$fib(n - 1)$
Z	1	2	3	4	5	6	7	...	$n$

14

## Analysing the implementation of Fibonacci

$$\{X = 0 \wedge Y = 1 \wedge Z = 1 \wedge 1 \leq N \wedge N = n\}$$

**while**  $Z < N$  **do**

$$(Y := X + Y; X := Y - X; Z := Z + 1)$$

$$\{Y = fib(n)\}$$

Z is used to count loop iterations, and Y and X are used to compute the Fibonacci number:

Y contains the current Fibonacci number,  
and X contains the previous Fibonacci number.

This suggests trying the invariant

$$Y = fib(Z) \wedge X = fib(Z - 1) \wedge Z > 0.$$

(We need  $Z > 0$  for  $fib(Z - 1)$  to make sense.)

15

## Trying an invariant for the Fibonacci implementation

$$\{X = 0 \wedge Y = 1 \wedge Z = 1 \wedge 1 \leq N \wedge N = n\}$$

$$\{I\}$$

**while**  $Z < N$  **do**

$$(Y := X + Y; X := Y - X; Z := Z + 1)$$

$$\{I \wedge \neg(Z < N)\}$$

$$\{Y = fib(n)\}$$

Take  $I \equiv Y = fib(Z) \wedge X = fib(Z - 1) \wedge Z > 0$ .

Then we have to prove:

- $\vdash_{FOL} (X = 0 \wedge Y = 1 \wedge Z = 1 \wedge 1 \leq N \wedge N = n) \Rightarrow I$
- $\vdash \{I \wedge (Z < N)\} Y := X + Y; X := Y - X; Z := Z + 1 \{I\}$
- $\vdash_{FOL} (I \wedge \neg(Z < N)) \Rightarrow Y = fib(n)$

Do all these hold? Only the first two do. (Exercise.)

16



## A better invariant for the Fibonacci implementation

```

{X = 0 ∧ Y = 1 ∧ Z = 1 ∧ 1 ≤ N ∧ N = n}
while Z < N do
  (Y := X + Y; X := Y - X; Z := Z + 1)
{Y = fib(n)}

```

While  $Y = \text{fib}(Z) \wedge X = \text{fib}(Z - 1) \wedge Z > 0$  is an invariant, it is not strong enough to establish the desired postcondition.

We need to know that when the loop terminates,  $Z = n$ .  
It suffices to strengthen the invariant to:

$$Y = \text{fib}(Z) \wedge X = \text{fib}(Z - 1) \wedge Z > 0 \wedge Z \leq N \wedge N = n$$


17

## Proof outline for the loop of the Fibonacci implementation

```

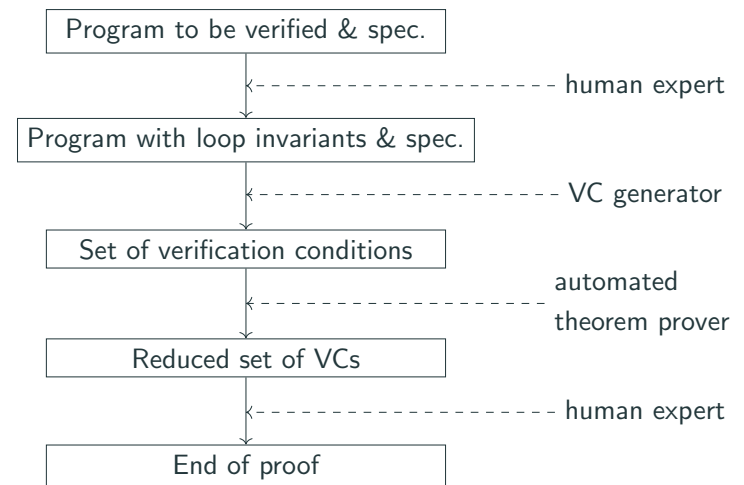
{X = 0 ∧ Y = 1 ∧ Z = 1 ∧ 1 ≤ N ∧ N = n}
{Y = fib(Z) ∧ X = fib(Z - 1) ∧ Z > 0 ∧ Z ≤ N ∧ N = n}
while Z < N do
  ({Y = fib(Z) ∧ X = fib(Z - 1) ∧ Z > 0 ∧ Z ≤ N ∧ N = n ∧ Z < N}
  {X + Y = fib(Z + 1) ∧ (X + Y) - X = fib(Z) ∧ Z + 1 > 0 ∧ Z + 1 ≤ N ∧ N = n}
  Y := X + Y;
  {Y = fib(Z + 1) ∧ Y - X = fib(Z) ∧ Z + 1 > 0 ∧ Z + 1 ≤ N ∧ N = n}
  X := Y - X;
  {Y = fib(Z + 1) ∧ X = fib(Z) ∧ Z + 1 > 0 ∧ Z + 1 ≤ N ∧ N = n}
  {Y = fib(Z + 1) ∧ X = fib((Z + 1) - 1) ∧ Z + 1 > 0 ∧ Z + 1 ≤ N ∧ N = n}
  Z := Z + 1
  {Y = fib(Z) ∧ X = fib(Z - 1) ∧ Z > 0 ∧ Z ≤ N ∧ N = n})
{Y = fib(Z) ∧ X = fib(Z - 1) ∧ Z > 0 ∧ Z ≤ N ∧ N = n ∧ ¬(Z < N)}
{Y = fib(n)}

```

18

## Verification condition generation

### Architecture of a verifier



19

## Verification condition generation

Finding invariants is difficult (as we will see in the next lecture).

However, we can write a simple recursive function  $VC$  that takes a precondition  $P$ , an annotated program  $\mathcal{C}$  in which loop invariants are provided as annotations, and a postcondition  $Q$ , and returns a set of assertions (called “verification conditions”) such that, if they all hold, then  $\{P\} |\mathcal{C}| \{Q\}$  holds (where  $|\mathcal{C}|$  is  $\mathcal{C}$  without the annotations).

Formally,

$$\forall \mathcal{C}, P, Q. (\forall R \in VC(P, \mathcal{C}, Q). \vdash_{FOL} R) \Rightarrow (\vdash \{P\} |\mathcal{C}| \{Q\})$$



20

## Hoare logic

### Lecture 3: Formalising the semantics of Hoare logic

---

Jean Pichon-Pharabod jp622  
University of Cambridge

CST Part II – 2020/2021

## Summary

We have used Hoare logic to verify a few simple examples, and at how finding invariants is the core difficulty.

Writing out full proof trees or even proof outlines by hand is tedious and error-prone, even for simple programs. However, the trivia can be mechanised, leaving only finding invariants and proving difficult implications to the user.

In the next lecture, we will formalise the intuitions we gave in the first lecture, and prove soundness of Hoare logic.

21

## Recap

In the previous lecture, we specified and verified some example programs using the syntactic rules of Hoare logic that we introduced in the first lecture.

In this lecture, we will prove the soundness of the syntactic rules, and look at some other properties of Hoare logic.

## Semantics of Hoare logic

Recall: to define a Hoare logic, we need four main components:

- the programming language that we want to reason about: its syntax and dynamic semantics;
- an assertion language for defining state predicates: its syntax and an interpretation;
- an interpretation  $\models$  of Hoare triples;
- a (sound) syntactic proof system  $\vdash$  for deriving Hoare triples.

2

## Dynamic semantics of WHILE

The dynamic semantics of WHILE will be given in the form of a small-step operational semantics (as in Part IB Semantics).

The states of the small-step operational semantics, called configurations, are pairs of a command  $C$  and a stack  $s$ . We will abuse terminology, and also refer to  $s$  as the state.

The step relation  $\langle C, s \rangle \rightarrow \langle C', s' \rangle$  expresses that configuration  $\langle C, s \rangle$  can take a small step to become configuration  $\langle C', s' \rangle$ .

We will write  $\rightarrow^*$  for the reflexive, transitive closure of  $\rightarrow$ .

3

## Dynamic semantics of WHILE

---

## Dynamic semantics of WHILE

Stacks are functions from variables to integers:

$$s \in Stack \stackrel{def}{=} Var \rightarrow \mathbb{Z}$$

These are **total** functions, and define the current value of every program variable and auxiliary variable.

This models WHILE with arbitrary precision integer arithmetic. A more realistic model might use 32-bit integers and require reasoning about overflow, etc.

4

## Dynamic semantics of expressions: first approach

We could have two small-step reduction relations for arithmetic expressions and boolean expressions,  $\langle E, s \rangle \rightarrow \langle E', s' \rangle$  and  $\langle B, s \rangle \rightarrow \langle B', s' \rangle$ :

$$\begin{array}{c} \langle X, s \rangle \rightarrow \langle s(X), s \rangle \\ \frac{\langle E_1, s \rangle \rightarrow \langle E'_1, s' \rangle}{\langle E_1 + E_2, s \rangle \rightarrow \langle E'_1 + E_2, s' \rangle} \quad \frac{\langle E_2, s \rangle \rightarrow \langle E'_2, s' \rangle}{\langle N_1 + E_2, s \rangle \rightarrow \langle N_1 + E'_2, s' \rangle} \\ \dots \end{array}$$

5

## Semantics of expressions

$\mathcal{E}[[E]](s)$  evaluates arithmetic expression  $E$  to an integer in stack  $s$ :

$$\begin{array}{l} \mathcal{E}[[\_]](s) : Exp \times Stack \rightarrow \mathbb{Z} \\ \mathcal{E}[[N]](s) \stackrel{def}{=} N \\ \mathcal{E}[[X]](s) \stackrel{def}{=} s(X) \\ \mathcal{E}[[E_1 + E_2]](s) \stackrel{def}{=} \mathcal{E}[[E_1]](s) + \mathcal{E}[[E_2]](s) \\ \vdots \end{array}$$

This semantics is too simple to handle operations such as division, which fails to evaluate to an integer on some inputs.

For example, if  $s(X) = 3$  and  $s(Y) = 0$ , then

$$\begin{array}{l} \mathcal{E}[[X + 2]](s) = \mathcal{E}[[X]](s) + \mathcal{E}[[2]](s) = 3 + 2 = 5, \text{ and} \\ \mathcal{E}[[Y + 4]](s) = \mathcal{E}[[Y]](s) + \mathcal{E}[[4]](s) = 0 + 4 = 4. \end{array}$$

7

## Dynamic semantics of expressions: our approach

However, expressions in WHILE do not change the stack, and do not get stuck:

$$\forall E, s. \exists N. \langle E, s \rangle \rightarrow^* \langle N, s \rangle$$

(and the equivalent for  $B$ ).

We take advantage of this, and specify the dynamic semantics of expressions in a way which makes our setup easier (the results are the same, but execution can take fewer steps):

We use functions  $\mathcal{E}[[E]](s)$  and  $\mathcal{B}[[B]](s)$  to evaluate arithmetic expressions and boolean expressions in a given stack  $s$ , respectively.

6

## Semantics of boolean expressions

$\mathcal{B}[[B]](s)$  evaluates boolean expression  $B$  to a boolean in stack  $s$ :

$$\begin{array}{l} \mathcal{B}[[\_]](s) : BExp \times Stack \rightarrow \mathbb{B} \\ \mathcal{B}[[T]](s) \stackrel{def}{=} \top \\ \mathcal{B}[[F]](s) \stackrel{def}{=} \perp \\ \mathcal{B}[[E_1 \leq E_2]](s) \stackrel{def}{=} \begin{cases} \top & \text{if } \mathcal{E}[[E_1]](s) \leq \mathcal{E}[[E_2]](s) \\ \perp & \text{otherwise} \end{cases} \\ \vdots \end{array}$$

For example, if  $s(X) = 3$  and  $s(Y) = 0$ , then

$$\mathcal{B}[[X + 2 \geq Y + 4]](s) = \mathcal{E}[[X + 2]](s) \geq \mathcal{E}[[Y + 4]](s) = 5 \geq 4 = \top.$$

8

## Small-step operational semantics of WHILE

$$\frac{\mathcal{E}[E](s) = N}{\langle X := E, s \rangle \rightarrow \langle \mathbf{skip}, s[X \mapsto N] \rangle}$$

$$\frac{}{\langle \mathbf{skip}; C_2, s \rangle \rightarrow \langle C_2, s \rangle} \quad \frac{\langle C_1, s \rangle \rightarrow \langle C'_1, s' \rangle}{\langle C_1; C_2, s \rangle \rightarrow \langle C'_1; C_2, s' \rangle}$$

$$\frac{\mathcal{B}[B](s) = \top}{\langle \mathbf{if } B \mathbf{ then } C_1 \mathbf{ else } C_2, s \rangle \rightarrow \langle C_1, s \rangle} \quad \frac{\mathcal{B}[B](s) = \perp}{\langle \mathbf{if } B \mathbf{ then } C_1 \mathbf{ else } C_2, s \rangle \rightarrow \langle C_2, s \rangle}$$

$$\frac{\mathcal{B}[B](s) = \perp}{\langle \mathbf{while } B \mathbf{ do } C, s \rangle \rightarrow \langle \mathbf{skip}, s \rangle}$$

$$\frac{\mathcal{B}[B](s) = \top}{\langle \mathbf{while } B \mathbf{ do } C, s \rangle \rightarrow \langle C; \mathbf{while } B \mathbf{ do } C, s \rangle}$$

9

## Safety and determinacy

A configuration  $\langle C, s \rangle$  is stuck, written  $\langle C, s \rangle \not\rightarrow$ , when  $\forall C', s'. \neg(\langle C, s \rangle \rightarrow \langle C', s' \rangle)$ .

The dynamic semantics of WHILE is safe, in that a configuration is stuck exactly when its command is **skip**:

$$\langle \langle C, s \rangle \not\rightarrow \rangle \Leftrightarrow C = \mathbf{skip}$$

This is true for any syntactically well-formed command, without any further typing! (Because our language is very simple.)

The dynamic semantics of WHILE is deterministic:

$$\langle C, s \rangle \rightarrow \langle C', s' \rangle \wedge \langle C, s \rangle \rightarrow \langle C'', s'' \rangle \Rightarrow C'' = C' \wedge s'' = s'$$

10

## Properties of WHILE

### Non-termination

It is possible to have an infinite sequence of steps starting from a configuration  $\langle C, s \rangle$ :  $\langle C, s \rangle$  has a non-terminating execution (also “can diverge”), written  $\langle C, s \rangle \rightarrow^\omega$ , when there exists a sequence of commands  $(C_n)_{n \in \mathbb{N}}$  and a sequence of stacks  $(s_n)_{n \in \mathbb{N}}$  such that

$$C_0 = C \wedge s_0 = s \wedge \forall n \in \mathbb{N}. \langle C_n, s_n \rangle \rightarrow \langle C_{n+1}, s_{n+1} \rangle$$

Note that

$$\langle C, s \rangle \rightarrow^\omega \Leftrightarrow \exists C', s'. \langle C, s \rangle \rightarrow \langle C', s' \rangle \wedge \langle C', s' \rangle \rightarrow^\omega$$

Because WHILE is safe and deterministic, a configuration can take steps to **skip** if and only if it does not diverge:

$$(\exists s'. \langle C, s \rangle \rightarrow^* \langle \mathbf{skip}, s' \rangle) \Leftrightarrow \neg(\langle C, s \rangle \rightarrow^\omega)$$

This can break down with a non-deterministic language.

11

## Substitution

We use  $E_1[E_2/X]$  to denote  $E_1$  with  $E_2$  substituted for every occurrence of program variable  $X$ :

$$\begin{aligned} & - [\_ / \_ ] : Expr \times Expr \times Var \rightarrow Expr \\ N[E_2/X] & \stackrel{def}{=} N \\ Y[E_2/X] & \stackrel{def}{=} \begin{cases} E_2 & \text{if } Y = X \\ Y & \text{if } Y \neq X \end{cases} \\ (E_a + E_b)[E_2/X] & \stackrel{def}{=} (E_a[E_2/X]) + (E_b[E_2/X]) \\ & \vdots \end{aligned}$$

For example,  $(X + (Y \times 2))[3 + Z/Y] = X + ((3 + Z) \times 2)$ .

12

## Proof of substitution property: variable case

$$\mathcal{E}[[E_1[E_2/X]]](s) = \mathcal{E}[[E_1]](s[X \mapsto \mathcal{E}[[E_2]](s)])$$

Case  $E_1 \equiv Y$ :

$$\begin{aligned} & \mathcal{E}[[Y[E_2/X]]](s) \\ &= \begin{cases} \mathcal{E}[[X[E_2/X]]](s) = \mathcal{E}[[E_2]](s) = \mathcal{E}[[X]](s[X \mapsto \mathcal{E}[[E_2]](s)]) & \text{if } Y = X \\ \mathcal{E}[[Y]](s) = s(Y) = \mathcal{E}[[Y]](s[X \mapsto \mathcal{E}[[E_2]](s)]) & \text{if } Y \neq X \end{cases} \\ &= \mathcal{E}[[Y]](s[X \mapsto \mathcal{E}[[E_2]](s)]) \end{aligned}$$

14

## Substitution property for expressions

We will use the following expression substitution property later:

$$\mathcal{E}[[E_1[E_2/X]]](s) = \mathcal{E}[[E_1]](s[X \mapsto \mathcal{E}[[E_2]](s)])$$

The expression substitution property follows by induction on  $E_1$ .

Case  $E_1 \equiv N$ :

$$\mathcal{E}[[N[E_2/X]]](s) = \mathcal{E}[[N]](s) = N = \mathcal{E}[[N]](s[X \mapsto \mathcal{E}[[E_2]](s)])$$

13

## Proof of substitution property: addition case

$$\mathcal{E}[[E_1[E_2/X]]](s) = \mathcal{E}[[E_1]](s[X \mapsto \mathcal{E}[[E_2]](s)])$$

Case  $E_1 \equiv E_a + E_b$ :

$$\begin{aligned} & \mathcal{E}[[E_a + E_b][E_2/X]](s) \\ &= \mathcal{E}[[E_a[E_2/X]] + (E_b[E_2/X])](s) \\ &= \mathcal{E}[[E_a[E_2/X]]](s) + \mathcal{E}[[E_b[E_2/X]]](s) \\ &= \mathcal{E}[[E_a]](s[X \mapsto \mathcal{E}[[E_2]](s)]) + \mathcal{E}[[E_b]](s[X \mapsto \mathcal{E}[[E_2]](s)]) \\ &= \mathcal{E}[[E_a + E_b]](s[X \mapsto \mathcal{E}[[E_2]](s)]) \end{aligned}$$

15

## The language of assertions

Now, we have formally defined the dynamic semantics of the WHILE language that we wish to reason about.

The next step is to formalise the assertion language that we will use to describe and reason about states of WHILE programs.

We take the language of assertions to be (slight variation of) an instance of single-sorted first-order logic with equality (as in Part IB Logic and Proof).

## Semantics of assertions

---

16

### The assertion language

The formal syntax of the assertion language is given below:

$$\begin{aligned}
 \chi & ::= X \mid x && \text{variables} \\
 t & ::= \chi \mid f(t_1, \dots, t_n) && n \geq 0 \text{ terms} \\
 P, Q & ::= \perp \mid \top \mid P \wedge Q \mid P \vee Q \mid P \Rightarrow Q && \text{assertions} \\
 & \mid \forall x. P \mid \exists x. P \mid t_1 = t_2 \mid p(t_1, \dots, t_n) && n \geq 0 \\
 \neg P & \stackrel{\text{def}}{=} P \Rightarrow \perp
 \end{aligned}$$

Quantifiers quantify over terms, and only bind logical variables.

Here  $f$  and  $p$  range over an unspecified set of function symbols and predicate symbols, respectively, that includes (symbols for) the usual mathematical functions and predicates on integers.

In particular, we assume that they contain symbols that allows us to embed arithmetic expressions  $E$  as terms, and boolean expressions  $B$  as assertions.

17

### Semantics of terms

$\llbracket t \rrbracket(s)$  defines the semantics of a term  $t$  in a stack  $s$ :

$$\llbracket - \rrbracket(=) : \text{Term} \times \text{Stack} \rightarrow \mathbb{Z}$$

$$\llbracket \chi \rrbracket(s) \stackrel{\text{def}}{=} s(\chi)$$

$$\llbracket f(t_1, \dots, t_n) \rrbracket(s) \stackrel{\text{def}}{=} \llbracket f \rrbracket(\llbracket t_1 \rrbracket(s), \dots, \llbracket t_n \rrbracket(s))$$

We assume that the appropriate function  $\llbracket f \rrbracket$  associated to each function symbol  $f$  is provided along with the implicit signature.

In particular, we have  $\llbracket E \rrbracket(s) = \mathcal{E}[\llbracket E \rrbracket(s)]$ .

18

## Semantics of assertions

$\llbracket P \rrbracket$  defines the set of stacks that satisfy the assertion  $P$ :

$$\llbracket - \rrbracket : \text{Assertion} \rightarrow \mathcal{P}(\text{Stack})$$

$$\llbracket \perp \rrbracket \stackrel{\text{def}}{=} \{s \in \text{Stack} \mid \perp\} = \emptyset$$

$$\llbracket \top \rrbracket \stackrel{\text{def}}{=} \{s \in \text{Stack} \mid \top\} = \text{Stack}$$

$$\llbracket P \vee Q \rrbracket \stackrel{\text{def}}{=} \{s \in \text{Stack} \mid s \in \llbracket P \rrbracket \vee s \in \llbracket Q \rrbracket\} = \llbracket P \rrbracket \cup \llbracket Q \rrbracket$$

$$\llbracket P \wedge Q \rrbracket \stackrel{\text{def}}{=} \{s \in \text{Stack} \mid s \in \llbracket P \rrbracket \wedge s \in \llbracket Q \rrbracket\} = \llbracket P \rrbracket \cap \llbracket Q \rrbracket$$

$$\llbracket P \Rightarrow Q \rrbracket \stackrel{\text{def}}{=} \{s \in \text{Stack} \mid s \in \llbracket P \rrbracket \Rightarrow s \in \llbracket Q \rrbracket\}$$

(continued)

19

## Substitutions

We use  $t[E/X]$  and  $P[E/X]$  to denote  $t$  and  $P$  with  $E$  substituted for every occurrence of program variable  $X$ , respectively.

Since our quantifiers bind logical variables, and all free variables in  $E$  are program variables, there is no issue with variable capture:

$$\begin{aligned} (\forall x. P)[E/X] &\stackrel{\text{def}}{=} \forall x. (P[E/X]) \\ &\vdots \end{aligned}$$

21

## Semantics of assertions (continued)

$$\llbracket t_1 = t_2 \rrbracket \stackrel{\text{def}}{=} \{s \in \text{Stack} \mid \llbracket t_1 \rrbracket(s) = \llbracket t_2 \rrbracket(s)\}$$

$$\llbracket p(t_1, \dots, t_n) \rrbracket \stackrel{\text{def}}{=} \{s \in \text{Stack} \mid \llbracket p \rrbracket(\llbracket t_1 \rrbracket(s), \dots, \llbracket t_n \rrbracket(s))\}$$

$$\llbracket \forall x. P \rrbracket \stackrel{\text{def}}{=} \{s \in \text{Stack} \mid \forall N. s[x \mapsto N] \in \llbracket P \rrbracket\}$$

$$\llbracket \exists x. P \rrbracket \stackrel{\text{def}}{=} \{s \in \text{Stack} \mid \exists N. s[x \mapsto N] \in \llbracket P \rrbracket\}$$

We assume that the appropriate predicate  $\llbracket p \rrbracket$  associated to each predicate symbol  $p$  is provided along with the implicit signature.

In particular, we have  $\llbracket B \rrbracket = \{s \mid \mathcal{B}\llbracket B \rrbracket(s) = \top\}$ .

We could write  $s \models P$  for  $s \in \llbracket P \rrbracket$ .

20

## Substitution property

The term and assertion semantics satisfy a similar substitution property to the expression semantics:

- $\llbracket t[E/X] \rrbracket(s) = \llbracket t \rrbracket(s[X \mapsto \mathcal{E}\llbracket E \rrbracket(s)])$
- $s \in \llbracket P[E/X] \rrbracket \Leftrightarrow s[X \mapsto \mathcal{E}\llbracket E \rrbracket(s)] \in \llbracket P \rrbracket$

They are easily provable by induction on  $t$  and  $P$ , respectively: the former by using the substitution property for expressions, and the latter by using the former. (Exercise)

The latter property will be useful in the proof of soundness of the syntactic assignment rule.

22



## Semantics of Hoare triples

---

## Semantics of partial correctness triples

Now that we have formally defined the dynamic semantics of WHILE and our assertion language, we can define the formal meaning of our triples.

A partial correctness triple asserts that if the given command terminates when executed from an initial state that satisfies the precondition, then the terminal state must satisfy the postcondition:

$$\models \{P\} C \{Q\} \stackrel{\text{def}}{=} \forall s, s'. s \in \llbracket P \rrbracket \wedge \langle C, s \rangle \rightarrow^* \langle \text{skip}, s' \rangle \Rightarrow s' \in \llbracket Q \rrbracket$$

Without safety, we would have to worry about getting stuck without reaching **skip**.

23

## Soundness of Hoare logic

---

## Soundness of Hoare logic

**Theorem (Soundness)**  
If  $\vdash \{P\} C \{Q\}$  then  $\models \{P\} C \{Q\}$ .

Soundness expresses that any triple derivable using the syntactic proof system holds semantically.

Soundness can be proved by induction on the  $\vdash \{P\} C \{Q\}$  derivation:

- it suffices to show, for each inference rule, that if each hypothesis holds semantically, then the conclusion holds semantically.

24

## Soundness of the assignment rule

$$\models \{P[E/X]\} X := E \{P\}$$

Assume  $s \in \llbracket P[E/X] \rrbracket$  and  $\langle X := E, s \rangle \rightarrow^* \langle \mathbf{skip}, s' \rangle$ .

From the substitution property, it follows that  $s[X \mapsto \mathcal{E}\llbracket E \rrbracket(s)] \in \llbracket P \rrbracket$ .

From inversion on the steps, there exists an  $N$  such that  $\mathcal{E}\llbracket E \rrbracket(s) = N$  and  $s' = s[X \mapsto N]$ , so  $s' = s[X \mapsto \mathcal{E}\llbracket E \rrbracket(s)]$ .

Hence,  $s' \in \llbracket P \rrbracket$ .

25

## Soundness of the loop rule

$$\text{If } \models \{P \wedge B\} C \{P\} \text{ then } \models \{P\} \mathbf{while } B \mathbf{do } C \{P \wedge \neg B\}$$

How can we get past the fact that the loop step rule defines the steps of a loop in terms of the steps of a loop?

We will prove  $\models \{P\} \mathbf{while } B \mathbf{do } C \{P \wedge \neg B\}$  by proving a modified version of the property.

We write  $\langle C, s \rangle \rightarrow^k \langle C', s' \rangle$  to mean  $\langle C, s \rangle$  can take  $k$  steps, where  $k \geq 0$ , to reach  $\langle C', s' \rangle$ .

26

## Soundness of the loop rule: base case

If (IH)  $\forall s, s'. s \in \llbracket P \wedge B \rrbracket \wedge \langle C, s \rangle \rightarrow^* \langle \mathbf{skip}, s' \rangle \Rightarrow s' \in \llbracket P \rrbracket$ ,  
then  $\forall n > 0. \forall k < n. \forall s, s'. s \in \llbracket P \rrbracket \wedge$   
 $\langle \mathbf{while } B \mathbf{do } C, s \rangle \rightarrow^k \langle \mathbf{skip}, s' \rangle \Rightarrow s' \in \llbracket P \wedge \neg B \rrbracket$

We can prove this by a (nested) induction on  $n$ :

Case 1: assume  $s \in \llbracket P \rrbracket$ ,  $k < 1$ , and  $\langle \mathbf{while } B \mathbf{do } C, s \rangle \rightarrow^k \langle \mathbf{skip}, s' \rangle$ .

Then  $\mathbf{while } B \mathbf{do } C = \mathbf{skip}$ , so we have a contradiction.

27

## Soundness of the loop rule: inductive case

If (IH)  $\forall s, s'. s \in \llbracket P \wedge B \rrbracket \wedge \langle C, s \rangle \rightarrow^* \langle \mathbf{skip}, s' \rangle \Rightarrow s' \in \llbracket P \rrbracket$ ,  
then  $\forall n > 0. \forall k < n. \forall s, s'. s \in \llbracket P \rrbracket \wedge$   
 $\langle \mathbf{while } B \mathbf{do } C, s \rangle \rightarrow^k \langle \mathbf{skip}, s' \rangle \Rightarrow s' \in \llbracket P \wedge \neg B \rrbracket$

Case  $n + 1$ : assume  $s \in \llbracket P \rrbracket$ ,  $k < n + 1$ ,

$\langle \mathbf{while } B \mathbf{do } C, s \rangle \rightarrow^k \langle \mathbf{skip}, s' \rangle$ , and

(nIH)  $\forall k < n. \forall s, s'. s \in \llbracket P \rrbracket \wedge \langle \mathbf{while } B \mathbf{do } C, s \rangle \rightarrow^k \langle \mathbf{skip}, s' \rangle \Rightarrow s' \in \llbracket P \wedge \neg B \rrbracket$ .

If  $k = 0$ , it is as before.

If  $k = 1$ ,  $B$  must have evaluated to false:  $\mathcal{B}\llbracket B \rrbracket(s) = \perp$  and  $s' = s$ .

Since  $\mathcal{B}\llbracket B \rrbracket(s) = \perp$ ,  $s \notin \llbracket B \rrbracket$ , so  $s \in \llbracket B \rrbracket \Rightarrow s \in \llbracket \perp \rrbracket$ , so

$s \in \llbracket B \rrbracket \Rightarrow \perp$ , so  $s \in \llbracket \neg B \rrbracket$ . Therefore,  $s \in \llbracket P \wedge \neg B \rrbracket$ .

Hence,  $s' = s \in \llbracket P \wedge \neg B \rrbracket$ .

28

## Soundness of the loop rule: inductive case (continued)

If (IH)  $\forall s, s'. s \in \llbracket P \wedge B \rrbracket \wedge \langle C, s \rangle \rightarrow^* \langle \mathbf{skip}, s' \rangle \Rightarrow s' \in \llbracket P \rrbracket$ ,  
then  $\forall n > 0. \forall k < n. \forall s, s'. s \in \llbracket P \rrbracket \wedge \langle \mathbf{while} B \mathbf{ do} C, s \rangle \rightarrow^k \langle \mathbf{skip}, s' \rangle \Rightarrow s' \in \llbracket P \wedge \neg B \rrbracket$

If  $k > 1$ ,  $B$  must have evaluated to true:  $\mathcal{B}[\llbracket B \rrbracket](s) = \top$ , and there exists  $s^*$ ,  $k_1$ , and  $k_2$  such that  $\langle C, s \rangle \rightarrow^{k_1} \langle \mathbf{skip}, s^* \rangle$ ,  
 $\langle \mathbf{while} B \mathbf{ do} C, s^* \rangle \rightarrow^{k_2} \langle \mathbf{skip}, s' \rangle$ , and  $k = k_1 + k_2 + 2$ .  
Since  $\mathcal{B}[\llbracket B \rrbracket](s) = \top$ ,  $s \in \llbracket B \rrbracket$ . Therefore,  $s \in \llbracket P \wedge B \rrbracket$ .

From the outer induction hypothesis IH, it follows that  $s^* \in \llbracket P \rrbracket$ ,  
and so by the inner induction hypothesis nIH,  $s' \in \llbracket P \wedge \neg B \rrbracket$ .

29

## Completeness

Completeness is the converse property of soundness:

If  $\models \{P\} C \{Q\}$  then  $\vdash \{P\} C \{Q\}$ .

Our Hoare logic inherits the incompleteness of arithmetic and is therefore **not** complete.

30

## Other properties of Hoare logic

---

## Completeness

To see why, assume that  $\models \{P\} C \{Q\} \Rightarrow \vdash \{P\} C \{Q\}$ .

We can then show that our assertion logic is complete:

Assume  $\models P$ , that is,  $\forall s. s \in \llbracket P \rrbracket$ .

Then  $\models \{\top\} \mathbf{skip} \{P\}$ .

Using completeness, we can derive  $\vdash \{\top\} \mathbf{skip} \{P\}$ .

Then, by examining that derivation, we have a derivation of

$\vdash_{FOL} \top \Rightarrow P$ , and hence a derivation of  $\vdash_{FOL} P$ .

But the assertion logic includes arithmetic, and is therefore **not** complete, so we have a contradiction.

31

## Relative completeness

The previous argument showed that because the assertion logic is not complete, then neither is Hoare logic.

However, Hoare logic is **relatively complete** for our simple language:

- Relative completeness expresses that any failure to derive  $\vdash \{P\} C \{Q\}$  for a statement that holds semantically can be traced back to a failure to prove  $\vdash_{FOL} R$  for some valid arithmetic statement  $R$ .

In practice, completeness is not that important, and there is more focus on nice, usable rules.

32

## Other perspectives on Hoare triples

---

## Decidability

Finally, Hoare logic is not decidable: there there does not exist a computable function  $f$  such that

$$f(P, C, Q) = \top \Leftrightarrow \models \{P\} C \{Q\}$$

$\models \{\top\} C \{\perp\}$  holds if and only if  $C$  does not terminate.

Moreover, we can encode Turing machines in WHILE.

Hence, since the Halting problem is undecidable, so is Hoare logic.

33

## Other perspectives on Hoare triples

So far, we have assumed  $P$ ,  $C$ , and  $Q$  were given, and focused on proving  $\vdash \{P\} C \{Q\}$ .

Recall, if  $P$  and  $Q$  are assertions,  $P$  is stronger than  $Q$ , and  $Q$  is weaker than  $P$ , when  $\vdash_{FOL} P \Rightarrow Q$ .

If we are given  $P$  and  $C$ , can we infer a  $Q$ ?

Is there a best such  $Q$ ,  $sp(P, C)$ ? ('strongest postcondition')

Symmetrically, if we are given  $C$  and  $Q$ , can we infer a  $P$ ?

Is there a best such  $P$ ,  $wlp(C, Q)$ ? ('weakest liberal precondition')

Are there functions  $wlp$  and  $sp$  such that

$$(\vdash_{FOL} P \Rightarrow wlp(C, Q)) \Leftrightarrow \vdash \{P\} C \{Q\} \Leftrightarrow (\vdash_{FOL} sp(P, C) \Rightarrow Q)$$

34

## Terminology

We write *wlp* and talk about weakest **liberal** precondition because we only consider partial correctness.

This has no relevance here because, as we will see, there is no effective general finite (first-order) formula for weakest preconditions, liberal or not, or strongest postconditions, for commands containing loops, so we will not consider weakest preconditions, liberal or not, for loops, so there is no difference between partial and total correctness.

35

## Example of weakest liberal precondition computation

$$\begin{aligned} & wlp(X := X + 1; Y := Y + X, \exists m, n. X = 2 \times m \wedge Y = 2 \times n) \\ &= wlp(X := X + 1, wlp(Y := Y + X, \exists m, n. X = 2 \times m \wedge Y = 2 \times n)) \\ &= wlp(X := X + 1, (\exists m, n. X = 2 \times m \wedge Y = 2 \times n)[Y + X/Y]) \\ &= wlp(X := X + 1, \exists m, n. X = 2 \times m \wedge Y + X = 2 \times n) \\ &= (\exists m, n. X = 2 \times m \wedge Y + X = 2 \times n)[X + 1/X] \\ &= \exists m, n. X + 1 = 2 \times m \wedge Y + (X + 1) = 2 \times n \\ &\Leftrightarrow \exists m, n. X = 2 \times m + 1 \wedge Y = 2 \times n \end{aligned}$$

37

## Computing weakest liberal preconditions (except for loops)

Dijkstra gives rules for computing weakest liberal preconditions for deterministic loop-free code:

$$\begin{aligned} wlp(\mathbf{skip}, Q) &= Q \\ wlp(X := E, Q) &= Q[E/X] \\ wlp(C_1; C_2, Q) &= wlp(C_1, wlp(C_2, Q)) \\ wlp(\mathbf{if } B \mathbf{ then } C_1 \mathbf{ else } C_2, Q) &= (B \Rightarrow wlp(C_1, Q)) \wedge \\ &\quad (\neg B \Rightarrow wlp(C_2, Q)) \end{aligned}$$

These rules are suggested by the relative completeness of the Hoare logic proof rules from the first lecture.

36

## Weakest preconditions for loops

While the following property holds for loops

$$\begin{aligned} wlp(\mathbf{while } B \mathbf{ do } C, Q) &\Leftrightarrow \\ wlp(\mathbf{if } B \mathbf{ then } (C; \mathbf{while } B \mathbf{ do } C) \mathbf{ else } \mathbf{skip}, Q) &\Leftrightarrow \\ (B \Rightarrow wlp(C, wlp(\mathbf{while } B \mathbf{ do } C, Q))) \wedge (\neg B \Rightarrow Q) \end{aligned}$$

it does not define  $wlp(\mathbf{while } B \mathbf{ do } C, Q)$  as a finite formula in first-order logic.

There is no general finite formula for  $wlp(\mathbf{while } B \mathbf{ do } C, Q)$  in first-order logic. (Otherwise, it would be easy to find invariants!)

38

## Verification condition generation

We can now sketch the design of a verification condition generation algorithm.

(1) The precondition needs to imply the approximate weakest liberal precondition induced by the provided loop invariants.

(2) Moreover, the provided loop invariants need to be actual loop invariants, and, together with the guard not holding, need to imply the loop postcondition.

These can be computed mutually recursively.

39

## Not examinable: Verification condition generation

We can define annotated programs:

$$\begin{aligned} \mathcal{C} ::= & \text{skip} \\ & | \mathcal{C}_1; \mathcal{C}_2 \\ & | X := E \\ & | \text{if } B \text{ then } \mathcal{C}_1 \text{ else } \mathcal{C}_2 \\ & | \text{while } B \text{ do } \{I\} \mathcal{C} \end{aligned}$$

and an erasure function:

$$\begin{aligned} |\text{skip}| & \stackrel{\text{def}}{=} \text{skip} \\ |\mathcal{C}_1; \mathcal{C}_2| & \stackrel{\text{def}}{=} |\mathcal{C}_1|; |\mathcal{C}_2| \\ |X := E| & \stackrel{\text{def}}{=} X := E \\ |\text{if } B \text{ then } \mathcal{C}_1 \text{ else } \mathcal{C}_2| & \stackrel{\text{def}}{=} \text{if } B \text{ then } |\mathcal{C}_1| \text{ else } |\mathcal{C}_2| \\ |\text{while } B \text{ do } \{I\} \mathcal{C}| & \stackrel{\text{def}}{=} \text{while } B \text{ do } |\mathcal{C}| \end{aligned}$$

41

## Summary

We have defined a dynamic semantics for the WHILE language, and a formal semantics for a Hoare logic for WHILE.

We have shown that the syntactic proof system from the first lecture is sound with respect to this semantics, but not complete.

Supplementary reading on soundness and completeness:

- Glynn Winskel. The Formal Semantics of Programming Languages: An Introduction. Chapters 6–7.
- Software Foundations, Benjamin C. Pierce et al.

In the next lecture, we will look at extending Hoare logic to reason about pointers.

40

## Not examinable: Computing verification conditions 1/2

We can then define our verification condition generation function

$$VC(P, \mathcal{C}, Q) \stackrel{\text{def}}{=} \{P \Rightarrow awlp(\mathcal{C}, Q)\} \cup VCaux(\mathcal{C}, Q)$$

using (1) an approximation of weakest liberal precondition that approximates loops using the provided invariants

$$\begin{aligned} awlp(\text{skip}, Q) & \stackrel{\text{def}}{=} Q \\ awlp(X := E, Q) & \stackrel{\text{def}}{=} Q[E/X] \\ awlp(\mathcal{C}_1; \mathcal{C}_2, Q) & \stackrel{\text{def}}{=} awlp(\mathcal{C}_1, awlp(\mathcal{C}_2, Q)) \\ awlp(\text{if } B \text{ then } \mathcal{C}_1 \text{ else } \mathcal{C}_2, Q) & \stackrel{\text{def}}{=} (B \Rightarrow awlp(\mathcal{C}_1, Q)) \wedge \\ & (\neg B \Rightarrow awlp(\mathcal{C}_2, Q)) \\ awlp(\text{while } B \text{ do } \{I\} \mathcal{C}, Q) & \stackrel{\text{def}}{=} I \end{aligned}$$

42

## Not examinable: Computing verification conditions 2/2

(2) an auxiliary function that collects side-conditions of loops:

$$VCaux(\text{skip}, Q) \stackrel{\text{def}}{=} \emptyset$$

$$VCaux(X := E, Q) \stackrel{\text{def}}{=} \emptyset$$

$$VCaux(\text{if } B \text{ then } C_1 \text{ else } C_2, Q) \stackrel{\text{def}}{=} VCaux(C_1, Q) \cup VCaux(C_2, Q)$$

$$VCaux(C_1; C_2, Q) \stackrel{\text{def}}{=} VCaux(C_1, awlp(C_2, Q)) \cup VCaux(C_2, Q)$$

$$VCaux(\text{while } B \text{ do } \{I\} C, Q) \stackrel{\text{def}}{=} \{I \wedge \neg B \Rightarrow Q, I \wedge B \Rightarrow awlp(C, I)\} \cup VCaux(C, I)$$

43

## Recap

In the previous lectures, we have considered a language, WHILE, where mutability only concerned program variables.

In this lecture, we will extend the WHILE language with pointer operations on a heap, and look at the challenges Hoare logic faces when trying to reason about this language.

This will motivate introducing an extension of Hoare logic, called separation logic, to enable practical reasoning about pointers.

## Hoare logic

### Lecture 4: Introduction to separation logic

---

Jean Pichon-Pharabod jp622  
University of Cambridge

CST Part II – 2020/2021

## WHILE<sub>p</sub>, a language with pointers

---

## Syntax of WHILE<sub>p</sub>

We introduce new commands to manipulate the heap:

$$\begin{aligned}
 E & ::= N \mid X \mid E_1 + E_2 && \text{arithmetic expressions} \\
 & \mid E_1 - E_2 \mid E_1 \times E_2 \mid \dots \\
 \text{null} & \stackrel{\text{def}}{=} 0 \\
 \\
 B & ::= \mathbf{T} \mid \mathbf{F} \mid E_1 = E_2 && \text{boolean expressions} \\
 & \mid E_1 \leq E_2 \mid E_1 \geq E_2 \mid \dots \\
 \\
 C & ::= \mathbf{skip} \mid C_1; C_2 \mid X := E && \text{commands} \\
 & \mid \mathbf{if } B \mathbf{ then } C_1 \mathbf{ else } C_2 \\
 & \mid \mathbf{while } B \mathbf{ do } C \\
 & \mid X := [E] \mid [E_1] := E_2 \\
 & \mid X := \mathbf{alloc}(E_0, \dots, E_n) \\
 & \mid \mathbf{dispose}(E)
 \end{aligned}$$

2

## Failure

Heap assignment, dereferencing, and deallocation fail if the given locations are not currently allocated.

This is a design choice that makes WHILE<sub>p</sub> more like a programming language, whereas having a heap with all locations always allocated would make WHILE<sub>p</sub> more like assembly.

To explicitly model failure, we introduce a distinguished failure value  $\perp$ , and adapt the semantics:

$$\rightarrow : \mathcal{P}((\text{Cmd} \times \text{State}) \times ((\text{Cmd} \times \text{State}) + \{\perp\}))$$

4

## The heap

Commands are now evaluated also with respect to a **heap** that stores the current values of allocated locations.

We elect for locations to be non-negative integers:

$$\ell \in \text{Loc} \stackrel{\text{def}}{=} \{\ell \in \mathbb{Z} \mid 0 \leq \ell\}$$

**null** is a location, but a “bad” one, that is never allocated.

To model the fact that only a finite number of locations is allocated at any given time, the heap is a **finite** function, that is, a partial function with a finite domain:

$$h \in \text{Heap} \stackrel{\text{def}}{=} (\text{Loc} \setminus \{\mathbf{null}\}) \xrightarrow{\text{fin}} \mathbb{Z}$$

$$\text{State} \stackrel{\text{def}}{=} \text{Stack} \times \text{Heap}$$

3

## Why failure?

Instead of modelling failure explicitly, we could just leave the configuration stuck, but explicit failure makes things clearer and easier to state.

In particular, WHILE<sub>p</sub> is somewhat safe in the following sense:

$$\forall C, s, h. \left( \begin{array}{l} \langle C, \langle s, h \rangle \rangle \rightarrow^* \perp \vee \\ \langle C, \langle s, h \rangle \rangle \rightarrow^\omega \vee \\ \exists h', s'. \langle C, \langle s, h \rangle \rangle \rightarrow^* \langle \mathbf{skip}, \langle s', h' \rangle \rangle \end{array} \right)$$

5



## Adapting the base constructs to handle the heap

The base constructs can be adapted to handle the extended state and failure in the expected way:

$$\begin{array}{c}
 \frac{\mathcal{E}[[E]](s) = N}{\langle X := E, \langle s, h \rangle \rangle \rightarrow \langle \mathbf{skip}, \langle s[X \mapsto N], h \rangle \rangle} \\
 \\
 \frac{}{\langle \mathbf{skip}; C_2, \langle s, h \rangle \rangle \rightarrow \langle C_2, \langle s, h \rangle \rangle} \quad \frac{\langle C_1, \langle s, h \rangle \rangle \rightarrow \langle C'_1, \langle s', h' \rangle \rangle}{\langle C_1; C_2, \langle s, h \rangle \rangle \rightarrow \langle C'_1; C_2, \langle s', h' \rangle \rangle} \\
 \\
 \frac{\mathcal{B}[[B]](s) = \top}{\langle \mathbf{if } B \mathbf{ then } C_1 \mathbf{ else } C_2, \langle s, h \rangle \rangle \rightarrow \langle C_1, \langle s, h \rangle \rangle} \quad \frac{\mathcal{B}[[B]](s) = \perp}{\langle \mathbf{if } B \mathbf{ then } C_1 \mathbf{ else } C_2, \langle s, h \rangle \rangle \rightarrow \langle C_2, \langle s, h \rangle \rangle} \\
 \\
 \frac{\mathcal{B}[[B]](s) = \perp}{\langle \mathbf{while } B \mathbf{ do } C, \langle s, h \rangle \rangle \rightarrow \langle \mathbf{skip}, \langle s, h \rangle \rangle} \quad \frac{\mathcal{B}[[B]](s) = \top}{\langle \mathbf{while } B \mathbf{ do } C, \langle s, h \rangle \rangle \rightarrow \langle C; \mathbf{while } B \mathbf{ do } C, \langle s, h \rangle \rangle} \\
 \\
 \frac{\langle C_1, \langle s, h \rangle \rangle \rightarrow \downarrow}{\langle C_1; C_2, \langle s, h \rangle \rangle \rightarrow \downarrow}
 \end{array}$$

6

## Heap assignment

Assigning to an allocated location updates the heap at that location with the assigned value:

$$\frac{\mathcal{E}[[E_1]](s) = \ell \quad \ell \in \text{dom}(h) \quad \mathcal{E}[[E_2]](s) = N}{\langle [E_1] := E_2, \langle s, h \rangle \rangle \rightarrow \langle \mathbf{skip}, \langle s, h[\ell \mapsto N] \rangle \rangle}$$

Assigning to an unallocated location or to something that is not a location leads to a fault:

$$\frac{\mathcal{E}[[E_1]](s) = \ell \quad \ell \notin \text{dom}(h)}{\langle [E_1] := E_2, \langle s, h \rangle \rangle \rightarrow \downarrow} \quad \frac{\nexists \ell. \mathcal{E}[[E_1]](s) = \ell}{\langle [E_1] := E_2, \langle s, h \rangle \rangle \rightarrow \downarrow}$$

8

## Heap dereferencing

Dereferencing an allocated location stores the value at that location to the target program variable:

$$\frac{\mathcal{E}[[E]](s) = \ell \quad \ell \in \text{dom}(h) \quad h(\ell) = N}{\langle X := [E], \langle s, h \rangle \rangle \rightarrow \langle \mathbf{skip}, \langle s[X \mapsto N], h \rangle \rangle}$$

Dereferencing an unallocated location and dereferencing something that is not a location lead to a fault:

$$\frac{\mathcal{E}[[E]](s) = \ell \quad \ell \notin \text{dom}(h)}{\langle X := [E], \langle s, h \rangle \rangle \rightarrow \downarrow} \quad \frac{\nexists \ell. \mathcal{E}[[E]](s) = \ell}{\langle X := [E], \langle s, h \rangle \rangle \rightarrow \downarrow}$$

We could have heap dereferencing be an expression, but then expressions would fault, which would add complexity.

7

## Deallocation

Deallocating an allocated location removes that location from the heap:

$$\frac{\mathcal{E}[[E]](s) = \ell \quad \ell \in \text{dom}(h)}{\langle \mathbf{dispose}(E), \langle s, h \rangle \rangle \rightarrow \langle \mathbf{skip}, \langle s, h \setminus \{\langle \ell, h(\ell) \rangle\} \rangle \rangle}$$

Deallocating an unallocated location or something that is not a location leads to a fault:

$$\frac{\mathcal{E}[[E]](s) = \ell \quad \ell \notin \text{dom}(h)}{\langle \mathbf{dispose}(E), \langle s, h \rangle \rangle \rightarrow \downarrow} \quad \frac{\nexists \ell. \mathcal{E}[[E]](s) = \ell}{\langle \mathbf{dispose}(E), \langle s, h \rangle \rangle \rightarrow \downarrow}$$

9

## Allocation

Allocating finds a block of unallocated locations of the right size, updates the heap at those locations with the initialisation values, and stores the start-of-block location to the target program variable:

$$\mathcal{E}[[E_0]](s) = N_0 \quad \dots \quad \mathcal{E}[[E_n]](s) = N_n$$

$$\forall i \in \{0, \dots, n\}. \ell + i \notin \text{dom}(h)$$

$$\ell \neq \text{null}$$

$$\langle X := \text{alloc}(E_0, \dots, E_n), \langle s, h \rangle \rangle \rightarrow \langle \text{skip}, \langle s[X \mapsto \ell], h[\ell \mapsto N_0, \dots, \ell + n \mapsto N_n] \rangle \rangle$$

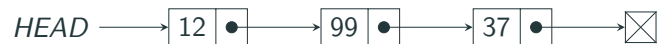
Because the heap has a finite domain, it is always possible to pick a suitable  $\ell$ , so allocation never faults. A real machine would run out of memory at some point.

Because of allocation,  $\text{WHILE}_p$  is not deterministic.

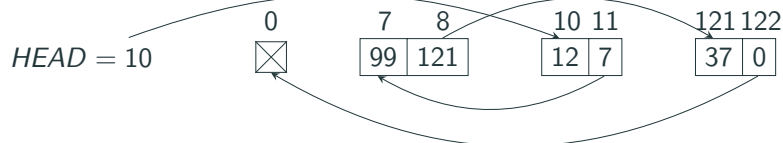
10

## Pointers and data structures

In  $\text{WHILE}_p$ , we can encode data structures in the heap. For example, we can encode the mathematical list  $[12, 99, 37]$  with the following singly-linked list:



More concretely:



In  $\text{WHILE}$ , we would have had to encode that in integers, for example as  $\text{HEAD} = 2^{12} \times 3^{99} \times 5^{37}$  (as in Part IB Computation theory).

12

## Pointers

$\text{WHILE}_p$  has proper pointer operations, as opposed for example to references:

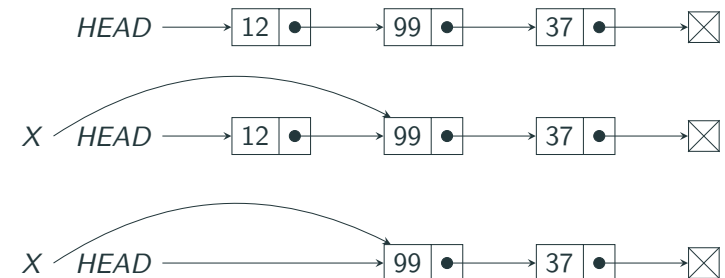
- pointers can be invalid:  $X := [\text{null}]$  faults
- we can perform pointer arithmetic:
  - $X := \text{alloc}(37, 42); Y := [X + 1]$  ends with  $Y = 42$
  - $X := \text{alloc}(0); \text{if } X = 3 \text{ then } [3] := 1 \text{ else } [X] := 2$  is safe

We do not have a separate type of pointers: we use integers as pointers.

Pointers in C have many more subtleties. For example, in C, pointers can point to the stack.

11

## Operations on mutable data structures



For instance, this operation deletes the first element of the list:

```
X := [HEAD + 1];    // lookup address of second element
dispose(HEAD);     // deallocate first element
dispose(HEAD + 1);
HEAD := X           // swing head to point to second element
```

13

## Attempting to reason about pointers in Hoare logic

### Attempting to reason about pointers in Hoare logic

---

We will show that reasoning about pointers in Hoare logic is not practicable.

To do so, we will first show what makes compositional reasoning possible in standard Hoare logic (in the absence of pointers), and then show how it fails when we introduce pointers.

14

### Approximating modified program variables

We can syntactically overapproximate the set of program variables that might be modified by a command  $C$ :

$$\begin{aligned} \text{mod}(\mathbf{skip}) &= \emptyset \\ \text{mod}(X := E) &= \{X\} \\ \text{mod}(C_1; C_2) &= \text{mod}(C_1) \cup \text{mod}(C_2) \\ \text{mod}(\mathbf{if } B \mathbf{ then } C_1 \mathbf{ else } C_2) &= \text{mod}(C_1) \cup \text{mod}(C_2) \\ \text{mod}(\mathbf{while } B \mathbf{ do } C) &= \text{mod}(C) \end{aligned}$$

$$\begin{aligned} \text{mod}([E_1] := E_2) &= \emptyset \\ \text{mod}(X := [E]) &= \{X\} \\ \text{mod}(X := \mathbf{alloc}(E_0, \dots, E_n)) &= \{X\} \\ \text{mod}(\mathbf{dispose}(E)) &= \emptyset \end{aligned}$$

15

### For reference: free variables

The set of free variables of a term and of an assertion is given by

$$\begin{aligned} FV(-) &: \text{Term} \rightarrow \mathcal{P}(\text{Var}) \\ FV(x) &\stackrel{\text{def}}{=} \{x\} \\ FV(f(t_1, \dots, t_n)) &\stackrel{\text{def}}{=} FV(t_1) \cup \dots \cup FV(t_n) \end{aligned}$$

and

$$\begin{aligned} FV(-) &: \text{Assertion} \rightarrow \mathcal{P}(\text{Var}) \\ FV(\top) = FV(\perp) &\stackrel{\text{def}}{=} \emptyset \\ FV(P \wedge Q) = FV(P \vee Q) = FV(P \Rightarrow Q) &\stackrel{\text{def}}{=} FV(P) \cup FV(Q) \\ FV(\forall x. P) = FV(\exists x. P) &\stackrel{\text{def}}{=} FV(P) \setminus \{x\} \\ FV(t_1 = t_2) &\stackrel{\text{def}}{=} FV(t_1) \cup FV(t_2) \\ FV(p(t_1, \dots, t_n)) &\stackrel{\text{def}}{=} FV(t_1) \cup \dots \cup FV(t_n) \end{aligned}$$

respectively.

16

## The rule of constancy

In standard Hoare logic (without the rules that we will introduce later, and thus without the new commands we have introduced), the rule of constancy expresses that assertions that do not refer to program variables modified by a command are automatically preserved during its execution:

$$\frac{\vdash \{P\} C \{Q\} \quad \text{mod}(C) \cap FV(R) = \emptyset}{\vdash \{P \wedge R\} C \{Q \wedge R\}}$$

This rule is admissible in standard Hoare logic.

17

## A bad rule for reasoning about pointers

Imagine we extended Hoare logic with a new assertion,  $t_1 \leftrightarrow t_2$ , for asserting that location  $t_1$  currently contains the value  $t_2$ , and extended the proof system with the following (sound) rule:

$$\frac{}{\vdash \{\exists v. E_1 \leftrightarrow v\} [E_1] := E_2 \{E_1 \leftrightarrow E_2\}}$$

Then we would lose the rule of constancy, as using it, we would be able to derive

$$\frac{\vdash \{\exists v. 37 \leftrightarrow v\} [37] := 42 \{37 \leftrightarrow 42\} \quad \text{mod}([37] := 42) \cap FV(Y \leftrightarrow 0) = \emptyset}{\vdash \{\exists v. 37 \leftrightarrow v \wedge Y \leftrightarrow 0\} [37] := 42 \{37 \leftrightarrow 42 \wedge Y \leftrightarrow 0\}}$$

even if  $Y = 37$ , in which case the postcondition would require 0 to be equal to 42. There is a problem!

19

## Modularity and the rule of constancy

This rule is important for **modularity**, as it allows us to only mention the part of the state that we access.

Using the rule of constancy, we can **separately** verify two complicated commands:

$$\vdash \{P\} C_1 \{Q\} \quad \vdash \{R\} C_2 \{S\}$$

and then, as long as they use different program variables, we can compose them.

For example, if  $\text{mod}(C_1) \cap FV(R) = \emptyset$  and  $\text{mod}(C_2) \cap FV(Q) = \emptyset$ , we can compose them sequentially:

$$\frac{\frac{\vdash \{P\} C_1 \{Q\} \quad \text{mod}(C_1) \cap FV(R) = \emptyset}{\vdash \{P \wedge R\} C_1 \{Q \wedge R\}} \quad \frac{\vdash \{R\} C_2 \{S\} \quad \text{mod}(C_2) \cap FV(Q) = \emptyset}{\vdash \{R \wedge Q\} C_2 \{S \wedge Q\}} \quad \frac{}{\vdash_{\text{fol}} S \wedge Q \Rightarrow Q \wedge S}}{\frac{}{\vdash_{\text{fol}} R \wedge Q \Rightarrow Q \wedge R}}{\vdash \{P \wedge R\} C_1; C_2 \{Q \wedge S\}}}$$

18

## Reasoning about pointers

In the presence of pointers, we can have **aliasing**: syntactically distinct expressions can refer to the same location. Updates made through one expression can thus influence the state referenced by other expressions.

This complicates reasoning, as we explicitly have to track inequality of pointers to reason about updates:

$$\frac{}{\vdash \{\exists v. E_1 \leftrightarrow v \wedge E_1 \neq E_3 \wedge E_3 \leftrightarrow E_4\} [E_1] := E_2 \{E_1 \leftrightarrow E_2 \wedge E_3 \leftrightarrow E_4\}}$$

We have to assume that any location is possibly modified unless stated otherwise in the precondition. This is not compositional at all, and quickly becomes unmanageable.

20

## Separation logic

---

## Separation logic

Separation logic is an extension of Hoare logic that enables **modular** reasoning about **resources**.

It introduces new connectives to reason about the combination of **disjoint** resources.

We will use separation logic to reason about pointers in  $\text{WHILE}_p$ . Our resources will be parts of the heap, and we will use the new connectives of separation logic to control aliasing.

Where a Hoare logic assertion refers to a (freely duplicable) property of the current state, a separation logic assertion asserts **ownership** of resources. Resources can be combined or compared (and exchanged), but need to be accounted for.

21

## History and terminology

Separation logic was proposed by John Reynolds in 2000, and developed further by Peter O'Hearn and Hongseok Yang around 2001. It is still a very active area of research.

There are many variants of separation logic.

In  $\text{WHILE}_p$ , the heap is explicitly managed: the program is meant to dispose of heap locations itself. To be able to show that our programs do not leak memory, we are going to consider a so-called linear (or classical) separation logic. If we were not interested in reasoning about deallocation, for example because there is no garbage collector, we could use an affine (or intuitionistic) separation logic.

22

## The points-to assertion

We introduce a new assertion, written  $t_1 \mapsto t_2$ , and read “ $t_1$  points to  $t_2$ ”, to reason about individual heap cells.

The points-to assertion  $t_1 \mapsto t_2$

- asserts that the current value that heap location  $t_1$  maps to is  $t_2$  (like  $t_1 \leftrightarrow t_2$ ), and
- asserts ownership of heap location  $t_1$ .

For example,  $X \mapsto Y + 1$  asserts that the current value of heap location  $X$  is  $Y + 1$ , and moreover asserts ownership of that heap location.

23

## The separating conjunction

Separation logic extends Hoare logic with a new connective, the separating conjunction ' $*$ ', to reason about disjoint resources.

The assertion  $P * Q$  asserts that  $P$  and  $Q$  hold (somewhat like  $P \wedge Q$ ); however, it also asserts that the resources (the parts of the heap) owned by  $P$  and  $Q$  are **disjoint**.

The separating conjunction has a neutral element,  $emp$ , which describes the empty resource (the empty heap):

$$emp * P \Leftrightarrow P \Leftrightarrow P * emp.$$

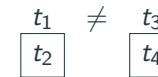
24

## Examples of separation logic assertions

$$1. (t_1 \mapsto t_2) * (t_3 \mapsto t_4)$$

This assertion is unsatisfiable in a state where  $t_1 = t_3$ , since  $t_1 \mapsto t_2$  and  $t_3 \mapsto t_4$  would both assert ownership of the same location.

A heap satisfying this assertion is of the following shape:



25

## Examples of separation logic assertions

2. For example,

$$((X \mapsto 101) * (Y \mapsto 102)) \wedge X = 7 \wedge Y = 41$$

is satisfied by the following heap:



26

## Examples of separation logic assertions

$$3. (t_1 \mapsto t_2) * (t_1 \mapsto t_3)$$

This assertion is not satisfiable, as  $t_1$  is not disjoint from itself.

$$4. t_1 \mapsto t_2 \wedge t_3 \mapsto t_4$$

This asserts that the heap is described by  $t_1 \mapsto t_2$ , and also by  $t_3 \mapsto t_4$ .

Therefore,  $t_1 = t_3$ , and so  $t_2 = t_4$

27

## Examples of separation logic assertions

5. A heap satisfying

$$(t_1 \mapsto t_2) * (t_2 \mapsto t_1)$$

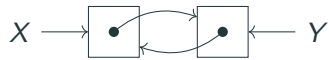
is of the following shape:



6. For instance, a heap satisfying

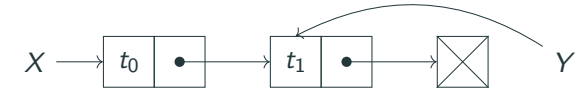
$$(X \mapsto Y) * (Y \mapsto X)$$

is of the following shape:



## Examples of separation logic assertions

7.  $(X \mapsto t_0, Y) * (Y \mapsto t_1, \text{null})$



Here,  $X \mapsto t_0, \dots, t_n$  is shorthand for

$$(X \mapsto t_0) * ((X + 1) \mapsto t_1) * \dots * ((X + n) \mapsto t_n)$$

8.  $\exists x, y. (\text{HEAD} \mapsto 12, x) * (x \mapsto 99, y) * (y \mapsto 37, \text{null})$

This describes our singly linked list from earlier:



28

29

## Semantics of separation logic assertions

## Semantics of separation logic assertions

The semantics of a separation logic assertion  $P$ ,  $\llbracket P \rrbracket$ , is the set of states (that is, pairs of a stack and a heap) that satisfy  $P$ .

It is simpler to define it indirectly, through the semantics of  $P$  given a stack  $s$ , written  $\llbracket P \rrbracket(s)$ , which is the set of heaps that, together with stack  $s$ , satisfy  $P$ .

Recall that we want to capture the notion of ownership: if  $h \in \llbracket P \rrbracket(s)$ , then  $P$  should assert ownership of any locations in  $\text{dom}(h)$ .

The heaps  $h \in \llbracket P \rrbracket(s)$  are thus referred to as **partial heaps**, since they only contain the locations owned by  $P$ .

30

## Semantics of separation logic assertions

The propositional and first-order primitives are interpreted much like for Hoare logic (with the extra indirection):

$$\begin{aligned}
 \llbracket - \rrbracket (=) &: \text{Assertion} \rightarrow \text{Stack} \rightarrow \mathcal{P}(\text{Heap}) \\
 \llbracket \perp \rrbracket (s) &\stackrel{\text{def}}{=} \emptyset \\
 \llbracket \top \rrbracket (s) &\stackrel{\text{def}}{=} \text{Heap} \\
 \llbracket P \wedge Q \rrbracket (s) &\stackrel{\text{def}}{=} \llbracket P \rrbracket (s) \cap \llbracket Q \rrbracket (s) \\
 \llbracket P \vee Q \rrbracket (s) &\stackrel{\text{def}}{=} \llbracket P \rrbracket (s) \cup \llbracket Q \rrbracket (s) \\
 \llbracket P \Rightarrow Q \rrbracket (s) &\stackrel{\text{def}}{=} \{h \in \text{Heap} \mid h \in \llbracket P \rrbracket (s) \Rightarrow h \in \llbracket Q \rrbracket (s)\} \\
 &\vdots
 \end{aligned}$$

31

## Semantics of separation logic assertions: \*

Separating conjunction,  $P * Q$ , asserts that the heap can be split into two disjoint parts such that one satisfies  $P$ , and the other  $Q$ :

$$\llbracket P * Q \rrbracket (s) \stackrel{\text{def}}{=} \left\{ h \in \text{Heap} \mid \exists h_1, h_2. \begin{array}{l} h_1 \in \llbracket P \rrbracket (s) \wedge \\ h_2 \in \llbracket Q \rrbracket (s) \wedge \\ h = h_1 \uplus h_2 \end{array} \right\}$$

where  $h = h_1 \uplus h_2$  is equal to  $h = h_1 \cup h_2$ , but only holds when  $\text{dom}(h_1) \cap \text{dom}(h_2) = \emptyset$ .

33

## Semantics of separation logic assertions: points-to

The points-to assertion  $t_1 \mapsto t_2$  asserts ownership of the location referenced by  $t_1$ , and that this location currently contains  $t_2$ :

$$\llbracket t_1 \mapsto t_2 \rrbracket (s) \stackrel{\text{def}}{=} \left\{ h \in \text{Heap} \mid \exists \ell, N. \begin{array}{l} \llbracket t_1 \rrbracket (s) = \ell \wedge \\ \ell \neq \text{null} \wedge \\ \llbracket t_2 \rrbracket (s) = N \wedge \\ \text{dom}(h) = \{\ell\} \wedge \\ h(\ell) = N \end{array} \right\}$$

$t_1 \mapsto t_2$  asserts ownership of location  $\ell$ , so to capture ownership, requires  $\{\ell\} \subseteq \text{dom}(h)$ . Moreover, to prevent memory leaks, we require  $\text{dom}(h) = \{\ell\}$ .

32

## Semantics of separation logic assertions: emp

The empty assertion only holds for the empty heap:

$$\llbracket \text{emp} \rrbracket (s) \stackrel{\text{def}}{=} \{h \in \text{Heap} \mid \text{dom}(h) = \emptyset\}$$

$\text{emp}$  does not assert ownership of any location, so to capture ownership,  $\text{dom}(h) = \emptyset$ .

34



## Summary: separation logic assertions

Separation logic assertions not only **describe** properties of the current state (as Hoare logic assertions did), but also assert **ownership** of parts of the current heap.

Separation logic controls aliasing of pointers by enforcing that assertions own **disjoint** parts of the heap.

35

## Semantics of separation logic triples

Separation logic not only extends the assertion language, but strengthens the semantics of correctness triples in two ways:

- they ensure that commands do not fail;
- they ensure that the ownership discipline associated with assertions is respected.

36

## Semantics of separation logic triples

---

### Ownership and separation logic triples

Separation logic triples ensure that the ownership discipline is respected by requiring that the precondition asserts ownership of any heap cells that the command might use.

For instance, we want the following triple, which asserts ownership of location 37, stores the value 42 at this location, and asserts that after that location 37 contains value 42, to be valid:

$$\models \{37 \mapsto 1\} [37] := 42 \{37 \mapsto 42\}$$

However, we do not want the following triple to be valid, because it updates a location that it is not the owner of:

$$\not\models \{100 \mapsto 1\} [37] := 42 \{100 \mapsto 1\}$$

even though the precondition ensures that the postcondition is true!

37

## Framing

How can we make this principle that triples must assert ownership of the heap cells they modify precise?

The idea is to require that all triples must preserve any assertion that asserts ownership of a part of the heap disjoint from the part of the heap that their precondition asserts ownership of.

This is exactly what the separating conjunction,  $*$ , allows us to express.

38

## Examples of framing

How does preserving all frames force triples to assert ownership of heap cells they modify?

Imagine that the following triple did hold and preserved all frames:

$$\{100 \mapsto 1\} [37] := 42 \{100 \mapsto 1\}$$

In particular, it would preserve the frame  $37 \mapsto 1$ :

$$\{100 \mapsto 1 * 37 \mapsto 1\} [37] := 42 \{100 \mapsto 1 * 37 \mapsto 1\}$$

This triple definitely does not hold, since location 37 contains 42 in the terminal state.

40

## The frame rule

This intent that all triples preserve any assertion  $R$  disjoint from the precondition, called the frame, is captured by the frame rule:

$$\frac{\vdash \{P\} C \{Q\} \quad \text{mod}(C) \cap FV(R) = \emptyset}{\vdash \{P * R\} C \{Q * R\}}$$

The frame rule is similar to the rule of constancy, but uses the separating conjunction to express separation.

We still need to be careful about program variables (in the stack), so we need  $\text{mod}(C) \cap FV(R) = \emptyset$ .

39

## Examples of framing

This problem does not arise for triples that assert ownership of the heap cells they modify, since triples only have to preserve frames **disjoint** from the precondition.

For instance, consider this triple which asserts ownership of location 37:

$$\{37 \mapsto 1\} [37] := 42 \{37 \mapsto 42\}$$

If we frame on  $37 \mapsto 1$ , then we get the following triple, which holds vacuously since no initial state satisfies  $37 \mapsto 1 * 37 \mapsto 1$ :

$$\{37 \mapsto 1 * 37 \mapsto 1\} [37] := 42 \{37 \mapsto 42 * 37 \mapsto 1\}$$

41

## Informal semantics of separation logic triples

The meaning of  $\{P\} C \{Q\}$  in separation logic is thus

- if  $h_1$  satisfies  $P$ , when  $C$  is executed from an initial state with an initial heap  $h_1 \uplus h_F$ , then
  - $C$  does not fault, and
  - if  $C$  terminates, then the terminal heap has the form  $h'_1 \uplus h_F$ , where  $h'_1$  satisfies  $Q$ .

The first condition ensures that the precondition asserts ownership of all the locations that might be accessed.

The second condition bakes in the requirement that triples must satisfy framing, by requiring that they preserve all disjoint heaps  $h_F$ .

42

## Summary

Separation logic is an extension of Hoare logic that enables modular reasoning about resources. It extends Hoare logic with new assertions, and refines the semantics of assertions to reason about ownership and separation.

We leverage this to control aliasing, which enables practical reasoning about pointers and mutable data structures.

In the next lecture, we will look at a proof system for separation logic, and apply separation logic to examples.

Papers of historical interest:

- John C. Reynolds. Separation Logic: A Logic for Shared Mutable Data Structures.

44

## Formal semantics of separation logic triples

Written formally, the semantics is:

$$\models \{P\} C \{Q\} \stackrel{\text{def}}{=} \forall s, h_1, h_F. \text{dom}(h_1) \cap \text{dom}(h_F) = \emptyset \wedge h_1 \in \llbracket P \rrbracket(s) \Rightarrow \left( \begin{array}{l} (\neg(\langle C, \langle s, h_1 \uplus h_F \rangle \rightarrow^* \perp \rangle)) \wedge \\ \left( \forall s', h'. \langle C, \langle s, h_1 \uplus h_F \rangle \rightarrow^* \langle \text{skip}, \langle s', h' \rangle \rangle \Rightarrow \right. \\ \left. \exists h'_1. h' = h'_1 \uplus h_F \wedge h'_1 \in \llbracket Q \rrbracket(s') \right) \end{array} \right)$$

We then have the semantic version of the frame rule baked in:

If  $\models \{P\} C \{Q\}$  and  $\text{mod}(C) \cap \text{FV}(R) = \emptyset$ , then  $\models \{P * R\} C \{Q * R\}$ .

43

## Hoare logic

### Lecture 5: Verifying abstract data types in separation logic

---

Jean Pichon-Pharabod jp622  
University of Cambridge

CST Part II – 2020/2021

## Recap

Last time, we introduced separation logic, a reinterpretation of Hoare logic that makes reasoning about pointers tractable. Separation logic is based on the notions of separation and ownership of resources.

A separation logic partial correctness triple ensures that the execution of the command (1) does not fault in a heap matching exactly its precondition, which ensures that it asserts ownership of all the parts of the heap it accesses, and (2) preserves the part of the heap disjoint from that matching the precondition.

In this lecture, we will look at a proof system for separation logic, and put separation logic into practice.

1

## A proof system for separation logic

Separation logic inherits all the partial correctness rules from Hoare logic from the first lecture, and extends them with

- rules for each new heap-manipulating command;
- structural rules, including the frame rule.

We now want the rule of consequence to be able manipulate our extended assertion language, with our new assertions  $P * Q$ ,  $t_1 \mapsto t_2$ , and  $emp$ , and not just first-order logic anymore.

2

## A proof system for separation logic

---

### Recap: The frame rule

The frame rule is the core of separation logic. It expresses that separation logic triples always preserve any assertion disjoint from the precondition:

$$\frac{\vdash \{P\} C \{Q\} \quad \text{mod}(C) \cap FV(R) = \emptyset}{\vdash \{P * R\} C \{Q * R\}}$$

The second hypothesis ensures that the frame  $R$  does not refer to any program variables modified by the command  $C$ .

This builds in modularity.

3

## Other structural rules

Given the rules that we are going to consider for the heap-manipulating commands, we are going to need to include structural rules like the following:

$$\frac{\vdash \{P\} C \{Q\}}{\vdash \{\exists x. P\} C \{\exists x. Q\}}$$

$$\vdots$$

Rules like these were admissible in Hoare logic.

We will represent uses of structural rules by indentation in proof outlines.

4

## The heap dereference rule

Separation logic triples must ensure the command does not fault. The heap dereference rule thus asserts ownership of the given heap location to ensure the location is allocated in the heap:

$$\frac{}{\vdash \{E \mapsto v \wedge X = x\} X := [E] \{E[x/X] \mapsto v \wedge X = v\}}$$

Here,  $v$  and  $x$  are auxiliary variables;  $v$  is used to refer to the value of the dereferenced location, and  $x$  is used to refer to the initial value of program variable  $X$  in the postcondition.

6

## The heap assignment rule

Separation logic triples must assert ownership of any heap cells modified by the command. The heap assignment rule thus asserts ownership of the heap location being assigned:

$$\frac{}{\vdash \{E_1 \mapsto t\} [E_1] := E_2 \{E_1 \mapsto E_2\}}$$

If expressions were allowed to fault, we would need a more complex rule.

5

## Allocation and deallocation

The allocation rule introduces a new points-to assertion for each newly allocated location:

$$\frac{}{\vdash \{X = x \wedge emp\} X := \mathbf{alloc}(E_0, \dots, E_n) \{X \mapsto E_0[x/X], \dots, E_n[x/X]\}}$$

The deallocation rule destroys the points-to assertion for the location to not be available anymore:

$$\frac{}{\vdash \{E \mapsto t\} \mathbf{dispose}(E) \{emp\}}$$

7

## Swap example

---

## Specification of swap

To illustrate these rules, consider the following code snippet:

$$C_{\text{swap}} \equiv A := [X]; B := [Y]; [X] := B; [Y] := A;$$

We want to show that it swaps the values in the locations referenced by  $X$  and  $Y$ , when  $X$  and  $Y$  do not alias:

$$\{X \mapsto n_1 * Y \mapsto n_2\} C_{\text{swap}} \{X \mapsto n_2 * Y \mapsto n_1\}$$



8

### Proof outline for swap

$$\begin{aligned} & \{X \mapsto n_1 * Y \mapsto n_2\} \\ & A := [X]; \\ & \{(X \mapsto n_1 * Y \mapsto n_2) \wedge A = n_1\} \\ & B := [Y]; \\ & \{(X \mapsto n_1 * Y \mapsto n_2) \wedge A = n_1 \wedge B = n_2\} \\ & [X] := B; \\ & \{(X \mapsto B * Y \mapsto n_2) \wedge A = n_1 \wedge B = n_2\} \\ & [Y] := A; \\ & \{(X \mapsto B * Y \mapsto A) \wedge A = n_1 \wedge B = n_2\} \\ & \{X \mapsto n_2 * Y \mapsto n_1\} \end{aligned}$$

Justifying these individual steps is now considerably more involved than in Hoare logic.



9

### Detailed proof outline for the first triple of swap

$$\begin{aligned} & \{X \mapsto n_1 * Y \mapsto n_2\} \\ & \{\exists a. ((X \mapsto n_1 * Y \mapsto n_2) \wedge A = a)\} \\ & \{(X \mapsto n_1 * Y \mapsto n_2) \wedge A = a\} \\ & \{(X \mapsto n_1 \wedge A = a) * Y \mapsto n_2\} \\ & \{X \mapsto n_1 \wedge A = a\} \\ & A := [X] \\ & \{X[a/A] \mapsto n_1 \wedge A = n_1\} \\ & \{X \mapsto n_1 \wedge A = n_1\} \\ & \{(X \mapsto n_1 \wedge A = n_1) * Y \mapsto n_2\} \\ & \{(X \mapsto n_1 * Y \mapsto n_2) \wedge A = n_1\} \\ & \{\exists a. ((X \mapsto n_1 * Y \mapsto n_2) \wedge A = n_1)\} \\ & \{(X \mapsto n_1 * Y \mapsto n_2) \wedge A = n_1\} \end{aligned}$$

10

## For reference: proof of the first triple of swap

Put another way:

To prove this first triple, we use the heap dereference rule to derive:

$$\{X \mapsto n_1 \wedge A = a\} A := [X] \{X[a/A] \mapsto n_1 \wedge A = n_1\}$$

Then we existentially quantify the auxiliary variable  $a$ :

$$\{\exists a. X \mapsto n_1 \wedge A = a\} A := [X] \{\exists a. X[a/A] \mapsto n_1 \wedge A = n_1\}$$

Applying the rule of consequence, we obtain:

$$\{X \mapsto n_1\} A := [X] \{X \mapsto n_1 \wedge A = n_1\}$$

Since  $A := [X]$  does not modify  $Y$ , we can frame on  $Y \mapsto n_2$ :

$$\{X \mapsto n_1 * Y \mapsto n_2\} A := [X] \{(X \mapsto n_1 \wedge A = n_1) * Y \mapsto n_2\}$$

Lastly, by the rule of consequence, we obtain:

$$\{X \mapsto n_1 * Y \mapsto n_2\} A := [X] \{(X \mapsto n_1 * Y \mapsto n_2) \wedge A = n_1\}$$

11

## Properties of separation logic assertions

---

## Proof of the first triple of swap (continued)

We relied on many properties of our assertion logic.

For example, to justify the first application of consequence, we need to show that

$$\vdash_{BI} P \Rightarrow \exists a. (P \wedge A = a)$$

and to justify the last application of the rule of consequence, we need to show that:

$$\vdash_{BI} ((X \mapsto n_1 \wedge A = n_1) * Y \mapsto n_2) \Rightarrow ((X \mapsto n_1 * Y \mapsto n_2) \wedge A = n_1)$$

12

## Syntax of assertions in separation logic

We now have an extended language of assertions, with a new connective, the separating conjunction  $*$ :

$$\begin{aligned} P, Q ::= & \perp \mid \top \mid P \wedge Q \mid P \vee Q \mid P \Rightarrow Q \\ & \mid P * Q \mid emp \\ & \mid \forall x. P \mid \exists x. P \mid t_1 = t_2 \mid p(t_1, \dots, t_n) \quad n \geq 0 \end{aligned}$$

$\mapsto$  is a predicate symbol of arity 2.

This is not just usual first-order logic anymore: this is an instance of the classical first-order logic of bunched implication (which is related to linear logic).

We will also require inductive predicates later.

We will take an informal look at what kind of properties hold and do not hold in this logic. Using the semantics, we can prove the properties we need as we go.

13

## Properties of separating conjunction

Separating conjunction is a commutative and associative operator with  $emp$  as a neutral element (like  $\wedge$  was with  $\top$ ):

$$\begin{aligned} \vdash_{BI} P * Q &\Leftrightarrow Q * P \\ \vdash_{BI} (P * Q) * R &\Leftrightarrow P * (Q * R) \\ \vdash_{BI} P * emp &\Leftrightarrow P \end{aligned}$$

Separating conjunction is monotone with respect to implication:

$$\frac{\vdash_{BI} P_1 \Rightarrow Q_1 \quad \vdash_{BI} P_2 \Rightarrow Q_2}{\vdash_{BI} P_1 * P_2 \Rightarrow Q_1 * Q_2}$$

Separating conjunction distributes over disjunction:

$$\vdash_{BI} (P \vee Q) * R \Leftrightarrow (P * R) \vee (Q * R)$$

14

## Properties of separating conjunction (continued)

In linear separation logic,  $\top$  is not a neutral element for the separating conjunction: we only have

$$\vdash_{BI} P \Rightarrow P * \top$$

but  $\not\vdash_{BI} P * \top \Rightarrow P$  in general.

This means that we cannot “forget” about allocated locations: we have  $\vdash_{BI} P * Q \Rightarrow P * \top$ , but  $\not\vdash_{BI} P * Q \Rightarrow P$  in general.

To actually get rid of  $Q$ , we have to deallocate the corresponding locations.

16

## Properties of separating conjunction (continued)

Assertions in separation logic are not freely duplicable in general:

$$\not\vdash_{BI} P \Rightarrow P * P$$

in general.

For example, we want

$$\vdash_{BI} t_1 \mapsto t_2 \Rightarrow (t_1 \mapsto t_2) * (t_1 \mapsto t_2)$$

This is the sense in which assertions in separation logic are resources: we cannot just duplicate them, we have to account for them.

15

## Properties of pure assertions

An assertion is **pure** when it does not talk about the heap. Syntactically, this means it does not contain  $emp$  or  $\mapsto$ .

Separating conjunction and conjunction become more similar when they involve pure assertions:

$$\begin{aligned} \vdash_{BI} P \wedge Q &\Rightarrow P * Q && \text{when } P \text{ or } Q \text{ is pure} \\ \vdash_{BI} P * Q &\Rightarrow P \wedge Q && \text{when } P \text{ and } Q \text{ are pure} \\ \vdash_{BI} (P \wedge Q) * R &\Leftrightarrow P \wedge (Q * R) && \text{when } P \text{ is pure} \end{aligned}$$

Separating conjunction semi-distributes over conjunction (but not the other direction in general):

$$\vdash_{BI} (P \wedge Q) * R \Rightarrow (P * R) \wedge (Q * R)$$

17



## Axioms for the points-to assertion

We also need some axioms about  $\mapsto$ :

**null** cannot point to anything:

$$\vdash_{BI} \forall t_1, t_2. t_1 \mapsto t_2 \Rightarrow (t_1 \mapsto t_2 \wedge t_1 \neq \mathbf{null})$$

locations combined by  $*$  are disjoint:

$$\vdash_{BI} \forall t_1, t_2, t_3, t_4. (t_1 \mapsto t_2 * t_3 \mapsto t_4) \Rightarrow (t_1 \mapsto t_2 * t_3 \mapsto t_4 \wedge t_1 \neq t_3)$$

⋮

We need to repeat the non-duplicable assertions on the right-hand side of the implication to not “lose” them.

18

## Verifying ADTs

Separation logic is very well-suited for specifying and reasoning about mutable data structures typically found in standard libraries such as lists, queues, stacks, etc.

To illustrate this, we will specify and verify a library for working with lists, implemented using null-terminated singly-linked lists, using separation logic.

## Verifying abstract data types

---

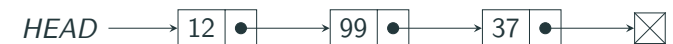
### A list library implemented using singly-linked lists

First, we need to define a memory representation for our lists.

We will use null-terminated singly-linked list, starting from some designated *HEAD* program variable that refers to the first element of the linked list.

(We have to make do with this unique head in  $\text{WHILE}_p$ .)

For instance, we will represent the mathematical list  $[12, 99, 37]$  as we did in the previous lecture:



19

20

## Representation predicates

To formalise the memory representation, separation logic uses **representation predicates** that relate an abstract description of the state of the data structure with its concrete memory representations.

For our example, we want a predicate  $list(t, \alpha)$  that relates a mathematical list,  $\alpha$ , with its memory representation starting at location  $t$  (here,  $\alpha, \beta, \dots$  are just terms, but we write them differently to clarify the fact that they refer to mathematical lists).

To define such a predicate formally, we need to extend the assertion logic to reason about inductively defined predicates. We probably also want to extend it to reason about mathematical lists directly rather than through encodings. We will elide these details.

21

## Representation predicates

The representation predicate allows us to specify the behaviour of the list operations by their effect on the abstract state of the list.

For example, assuming that we represent the mathematical list  $\alpha$  at location  $HEAD$ , we can specify a push operation  $C_{push}$  that pushes the value of program variable  $X$  onto the list in terms of its behaviour on the abstract state of the list as follows:

$$\{list(HEAD, \alpha) \wedge X = x\} C_{push} \{list(HEAD, x :: \alpha)\}$$

23

## Representation predicates

We are going to define the  $list(t, \alpha)$  predicate by induction on the list  $\alpha$ :

- The empty list  $[]$  is represented as a **null** pointer:

$$list(t, []) \stackrel{def}{=} (t = \mathbf{null}) \wedge emp$$

- The list  $h :: \alpha$  (again,  $h$  is just a term) is represented by a pointer to two consecutive heap cells that contain the head  $h$  of the list and the location of the representation of the tail  $\alpha$  of the list, respectively:

$$list(t, h :: \alpha) \stackrel{def}{=} \exists y. (t \mapsto h) * ((t + 1) \mapsto y) * list(y, \alpha)$$

(recall that  $t \mapsto h \Rightarrow ((t \mapsto h) \wedge t \neq \mathbf{null})$ )

22

## Representation predicates

We can specify all the operations of the library in a similar manner:

$$\begin{aligned} & \{emp\} C_{new} \{list(HEAD, [])\} \\ & \left\{ \begin{array}{l} list(HEAD, \alpha) \wedge \\ X = x \end{array} \right\} C_{push} \{list(HEAD, x :: \alpha)\} \\ & \{list(HEAD, \alpha)\} C_{pop} \left\{ \begin{array}{l} \left( \begin{array}{l} list(HEAD, []) \wedge \\ \alpha = [] \wedge ERR = 1 \end{array} \right) \vee \\ \left( \exists h, \beta. \left( \begin{array}{l} \alpha = h :: \beta \wedge \\ list(HEAD, \beta) \wedge \\ RET = h \wedge ERR = 0 \end{array} \right) \right) \end{array} \right\} \\ & \{list(HEAD, \alpha)\} C_{delete} \{emp\} \\ & \vdots \end{aligned}$$

The  $emp$  in the postcondition of  $C_{delete}$  ensures that the locations of the precondition have been deallocated.

24

## Implementation of *push*

The *push* operation stores the *HEAD* pointer into a temporary variable *Y* before allocating two consecutive locations for the new list element, storing the start-of-block location to *HEAD*:

$$C_{push} \equiv Y := HEAD; HEAD := \mathbf{alloc}(X, Y)$$

We wish to prove that  $C_{push}$  satisfies its intended specification:

$$\{list(HEAD, \alpha) \wedge X = x\} C_{push} \{list(HEAD, x :: \alpha)\}$$



(We could use  $HEAD := \mathbf{alloc}(X, HEAD)$  instead.)

25

## For reference: detailed proof outline for the allocation

$$\begin{aligned} & \{list(Y, \alpha) \wedge X = x\} \\ & \{\exists z. (list(Y, \alpha) \wedge X = x) \wedge HEAD = z\} \\ & \quad \{(list(Y, \alpha) \wedge X = x) \wedge HEAD = z\} \\ & \quad \{(list(Y, \alpha) \wedge X = x) * (HEAD = z \wedge emp)\} \\ & \quad \{HEAD = z \wedge emp\} \\ & \quad \mathbf{HEAD} := \mathbf{alloc}(X, Y) \\ & \quad \{HEAD \mapsto X[z/HEAD], Y[z/HEAD]\} \\ & \quad \{HEAD \mapsto X, Y\} \\ & \quad \{(list(Y, \alpha) \wedge X = x) * HEAD \mapsto X, Y\} \\ & \quad \{(list(Y, \alpha) * HEAD \mapsto X, Y) \wedge X = x\} \\ & \{\exists z. (list(Y, \alpha) * HEAD \mapsto X, Y) \wedge X = x\} \\ & \{(list(Y, \alpha) * HEAD \mapsto X, Y) \wedge X = x\} \end{aligned}$$

27

## Proof outline for *push*

Here is a proof outline for the *push* operation:

$$\begin{aligned} & \{list(HEAD, \alpha) \wedge X = x\} \\ & \quad \mathbf{Y} := \mathbf{HEAD}; \\ & \quad \{list(Y, \alpha) \wedge X = x\} \\ & \quad \mathbf{HEAD} := \mathbf{alloc}(X, Y) \\ & \quad \{(list(Y, \alpha) * HEAD \mapsto X, Y) \wedge X = x\} \\ & \quad \{list(HEAD, X :: \alpha) \wedge X = x\} \\ & \quad \{list(HEAD, x :: \alpha)\} \end{aligned}$$

For the **alloc** step, we frame off  $list(Y, \alpha) \wedge X = x$ .

26

## Implementation of *delete*

The *delete* operation iterates down over the list, deallocating nodes until it reaches the end of the list.

$$\begin{aligned} C_{delete} & \equiv X := HEAD; \\ & \quad \mathbf{while} \ X \neq \mathbf{null} \ \mathbf{do} \\ & \quad \quad (Y := [X + 1]; \mathbf{dispose}(X); \mathbf{dispose}(X + 1); X := Y) \end{aligned}$$

We wish to prove that  $C_{delete}$  satisfies its intended specification:

$$\{list(HEAD, \alpha)\} C_{delete} \{emp\}$$

For that, we need a suitable loop invariant. 

To execute safely, *X* effectively needs to point to a list (which is  $\alpha$  only at the start).

28

## Proof outline for *delete*

We can pick the invariant that we own the rest of the list:

```

{list(HEAD, α)}
X := HEAD;
{list(X, α)}
{∃β. list(X, β)}
while X ≠ null do
  {∃β. list(X, β) ∧ X ≠ null}
  (Y := [X + 1]; dispose(X); dispose(X + 1); X := Y)
  {∃β. list(X, β)}
{∃β. list(X, β) ∧ ¬(X ≠ null)}
{emp}

```

We need to complete the proof outline for the body of the loop.

29

## Linear separation logic and deallocation

If we did not have the two deallocations in the body of the loop, we would have to do something with

$$(X \mapsto h) * (X + 1 \mapsto Y)$$

We can weaken that assertion to  $\top$ , but not fully eliminate it.

We could weaken our loop invariant to  $\exists\beta. \text{list}(X, \beta) * \top$ : the  $\top$  would indicate the memory leak.

Linear separation logic forces us to deallocate.

31

## Proof outline for the loop body of *delete*

To verify the loop body, we need a lemma to unfold the list representation predicate in the non-null case:

```

{∃β. list(X, β) ∧ X ≠ null}
{∃h, y, γ. X ↦ h, y * list(y, γ)}
Y := [X + 1];
{∃h, γ. X ↦ h, Y * list(Y, γ)}
dispose(X); dispose(X + 1);
{∃γ. list(Y, γ)}
X := Y
{∃γ. list(X, γ)}
{∃β. list(X, β)}

```

30

## Reasoning about the abstract state

To specify that a command computes the maximum element of a non-empty list, we do not need to change our representation predicate: we can just define a *maxl* predicate on the mathematical list to specify our  $C_{max}$  command:

$$\begin{aligned} \text{maxl}([x]) &\stackrel{\text{def}}{=} x \\ \text{maxl}(x :: y :: \alpha) &\stackrel{\text{def}}{=} \max(x, \text{maxl}(y :: \alpha)) \end{aligned}$$

where *max* is the maximum function on integers, and then have the following specification:

$$\{\text{list}(\text{HEAD}, h :: \alpha)\} C_{max} \{\text{list}(\text{HEAD}, h :: \alpha) \wedge M = \text{maxl}(h :: \alpha)\}$$

32

## Implementation of *max*


The *max* operation iterates over a non-empty list, computing its maximum element:

```

Cmax ≡
  X := [HEAD + 1]; M := [HEAD];
  while X ≠ null do
    (E := [X]; (if E > M then M := E else skip); X := [X + 1])
  
```

We wish to prove that  $C_{max}$  satisfies its intended specification:

$$\{list(HEAD, h :: \alpha)\} C_{max} \{list(HEAD, h :: \alpha) \wedge M = \max l(h :: \alpha)\}$$

For that, we need a suitable loop invariant. However, the lists represented starting at *HEAD* and *X* are not disjoint. 

33

## Proof outline for *max*

We can use *plist* to express our invariant:

```

{list(HEAD, h :: \alpha)}
X := [HEAD + 1]; M := [HEAD];
{(plist(HEAD, [h], X) * list(X, \alpha)) \wedge M = max([h])}
{\exists \beta, \gamma. h :: \alpha = \beta ++ \gamma \wedge (plist(HEAD, \beta, X) * list(X, \gamma)) \wedge M = max l(\beta)}
while X \neq null do
  (E := [X]; (if E > M then M := E else skip); X := [X + 1])
{list(HEAD, h :: \alpha) \wedge M = max l(h :: \alpha)}
  
```

We only use *plist* in the proof, not in the specification.

35

## Representation predicate for partial lists

To talk about partial lists, we can define a representation predicate for partial lists,  $plist(t_1, \alpha, t_2)$ , inductively:

$$\begin{aligned}
 plist(t_1, [], t_2) &\stackrel{def}{=} (t_1 = t_2) \wedge emp \\
 plist(t_1, h :: \alpha, t_2) &\stackrel{def}{=} (\exists y. t_1 \mapsto h, y * plist(y, \alpha, t_2))
 \end{aligned}$$

In particular, we can split lists in the middle:

$$\vdash_{BI} list(t_1, \alpha ++ \beta) \Leftrightarrow (\exists y. plist(t_1, \alpha, y) * list(y, \beta))$$

34

## Implementation of *merge* (of merge sort)

```

{list(X, \alpha) * list(Y, \beta) \wedge sorted(\alpha) \wedge sorted(\beta)}
Z := alloc(0, null); P := Z;
while X \neq null and Y \neq null do
  (
    U := [X]; V := [Y];
    if U \le V then ([P + 1] := X; X := [X + 1])
    else ([P + 1] := Y; Y := [Y + 1]);
    P := [P + 1]
  );
if X = null then ([P + 1] := Y; Y := null)
else ([P + 1] := X; X := null);
P := [Z + 1]; dispose(Z); dispose(Z + 1); Z := P
{\exists \gamma. list(Z, \gamma) \wedge sorted(\gamma) \wedge permutation(\gamma, \alpha ++ \beta)}
  
```

We need to find a suitable invariant 

36

## Specification of *merge*

Again, we did not need to change our representation predicate: we only need to state that the mathematical list that is represented is sorted:

$$\begin{aligned} \text{sorted}([]) &\stackrel{\text{def}}{=} \top \\ \text{sorted}([x]) &\stackrel{\text{def}}{=} \top \\ \text{sorted}(x :: y :: \alpha) &\stackrel{\text{def}}{=} x \leq y \wedge \text{sorted}(y :: \alpha) \end{aligned}$$

and that a list is a permutation of another:

$$\begin{aligned} \text{permutation}(\alpha, \beta) &\stackrel{\text{def}}{=} \\ &(\alpha = \beta = []) \vee \\ &(\exists a, \alpha', \beta'. \alpha = [a] :: \alpha' \wedge \beta = [a] :: \beta' \wedge \text{permutation}(\alpha', \beta')) \vee \\ &(\exists a, b, \gamma. \alpha = [a] :: [b] :: \gamma \wedge \beta = [b] :: [a] :: \gamma) \vee \\ &(\exists \gamma. \text{permutation}(\alpha, \gamma) \wedge \text{permutation}(\gamma, \beta)) \end{aligned}$$

37

## Summary

We can specify abstract data types using representation predicates which relate an abstract model of the state of the data structure with a concrete memory representation.

We only need to know what the representation predicate is when we implement and verify our library, not when we use it. This gives us abstraction and modularity.

Justification of individual steps has to be made quite carefully given the unfamiliar interaction of connectives in separation logic, but proof outlines remain very readable.

In the next lecture, we will look at some extensions of Hoare logic.

39

## Invariant of *merge*

We can now express our invariant:

$$\begin{aligned} &\exists \alpha_1, \alpha_2, \beta_1, \beta_2, \gamma, \gamma_1, a. \\ &\alpha = \alpha_1 \dot{+} \alpha_2 \wedge \beta = \beta_1 \dot{+} \beta_2 \wedge \\ &\text{sorted}(\alpha) \wedge \text{sorted}(\beta) \wedge \\ &\text{sorted}(\gamma) \wedge \gamma_1 \dot{+} [a] = 0 :: \gamma \wedge \\ &\text{permutation}(\gamma, \alpha_1 \dot{+} \beta_1) \wedge \\ &\text{list}(X, \alpha_2) * \text{list}(Y, \beta_2) * \\ &\text{plist}(Z, \gamma_1, P) * \text{plist}(P, [a], q) \end{aligned}$$

It is a rather readable — albeit detailed — description of why the program is correct.

38

## Hoare logic

### Lecture 6: Extending Hoare logic

---

Jean Pichon-Pharabod jp622  
University of Cambridge

CST Part II – 2020/2021

## Recap

Last time, we looked at how separation logic enables modular reasoning about pointers and mutable data structures.

In this lecture, we will consider extending Hoare logic in other directions:

- We will look at extending partial correctness triples to enforce termination, and at adapting the Hoare logic rules for partial correctness to total correctness.
- We will look at how to handle (a crude form of) functions.
- We will look at how to reason about simple forms of concurrency.

1

## Total correctness

So far, we have concerned ourselves only with partial correctness, and not with whether the program diverges.

However, in many contexts where we care about correctness enough to use Hoare logic for verification, we also care about termination.

2

## Total correctness

---

### Total correctness triples

There is no standard notation for total correctness triples; we will use  $[P] C [Q]$ .

The total correctness triple  $[P] C [Q]$  holds if and only if:

- assuming  $C$  is executed in an initial state satisfying  $P$ ,
- then the execution terminates,
- and the terminal state satisfies  $Q$ .

3

## Semantics of total correctness triples

A total correctness triple asserts that when the given command is executed from an initial state that satisfies the precondition, then any execution must terminate, and that any terminal state satisfies the postcondition:

$$\models [P] C [Q] \stackrel{\text{def}}{=} \forall s. s \in \llbracket P \rrbracket \Rightarrow \left( \neg(\langle C, s \rangle \rightarrow^\omega) \wedge (\forall s'. \langle C, s \rangle \rightarrow^* \langle \mathbf{skip}, s' \rangle \Rightarrow s' \in \llbracket Q \rrbracket) \right)$$

4

## Examples of total correctness triples

- The following total correctness triple is valid:

$$\models [X \geq 0] \mathbf{while} X \neq 0 \mathbf{do} X := X - 1 [X = 0]$$

the loop terminates when executed from an initial state where  $X$  is non-negative.

- The following total correctness triple is not valid:

$$\not\models [\top] \mathbf{while} X \neq 0 \mathbf{do} X := X - 1 [X = 0]$$

the loop only terminates when executed from an initial state where  $X$  is non-negative, but not when executed from an initial state where  $X$  is negative.

Both of the corresponding partial correctness triples hold.

6

## Semantics of total correctness triples

Since WHILE is **safe** and **deterministic**, this is equivalent to

$$\forall s. s \in \llbracket P \rrbracket \Rightarrow \exists s'. \langle C, s \rangle \rightarrow^* \langle \mathbf{skip}, s' \rangle \wedge s' \in \llbracket Q \rrbracket$$

Assume  $s \in \llbracket P \rrbracket$  and  $\langle C, s \rangle \rightarrow^* \langle \mathbf{skip}, s' \rangle$ .

Since WHILE is safe and deterministic,  $\neg(\langle C, s \rangle \rightarrow^\omega)$ . Moreover, since WHILE is deterministic, for all  $s''$  such that  $\langle C, s \rangle \rightarrow^* \langle \mathbf{skip}, s'' \rangle$ ,  $s'' = s'$ , so  $s'' \in \llbracket Q \rrbracket$ .

5

## Corner cases of total correctness triples

$$[P] C [\top]$$

- this says that  $C$  always terminates when executed from an initial state satisfying  $P$ .

$$[\top] C [Q]$$

- this says that  $C$  always terminates, and ends up in a state where  $Q$  holds.

$$[P] C [\perp]$$

- this says that  $C$  always terminates when executed from an initial state satisfying  $P$ , and ends up in a state where  $\perp$  holds, which means that no state can satisfy  $P$ .

7



## Rules for total correctness

**while** commands are the commands that introduce non-termination.

Except for the loop rule, all the rules of Hoare logic (from the first lecture) are sound for total correctness as well as partial correctness.

$$\begin{array}{c}
 \frac{}{\vdash [P] \text{ skip } [P]} \qquad \frac{}{\vdash [P[E/X]] X := E [P]} \\
 \\
 \frac{\vdash [P] C_1 [Q] \quad \vdash [Q] C_2 [R]}{\vdash [P] C_1; C_2 [R]} \qquad \frac{\vdash [P \wedge B] C_1 [Q] \quad \vdash [P \wedge \neg B] C_2 [Q]}{\vdash [P] \text{ if } B \text{ then } C_1 \text{ else } C_2 [Q]} \\
 \\
 \frac{\vdash P_1 \Rightarrow P_2 \quad \vdash [P_2] C [Q_2] \quad \vdash Q_2 \Rightarrow Q_1}{\vdash [P_1] C [Q_1]}
 \end{array}$$

8

## Loop variants

We need an alternative total correctness loop rule that ensures that the loop always terminates.

The idea is to require that on each iteration of the loop, some quantity that cannot decrease forever, the **variant**, decreases.

For example, there is no infinite descending chain of non-negative integers. We will restrict ourselves to non-negative integer variants.

10

## Unsoundness of the partial correctness loop rule for total correctness

The loop rule that we have for partial correctness is not sound for total correctness:

$$\frac{\frac{\frac{\vdots}{\vdash_{FOL} (T \wedge T) \Rightarrow T} \quad \frac{}{\vdash \{T\} \text{ skip } \{T\}} \quad \frac{\vdots}{\vdash_{FOL} T \Rightarrow T}}{\vdash \{T \wedge T\} \text{ skip } \{T\}}}{\vdash_{FOL} T \Rightarrow T} \quad \frac{}{\vdash \{T\} \text{ while } T \text{ do skip } \{T \wedge \neg T\}} \quad \frac{\vdots}{\vdash T \wedge \neg T \Rightarrow \perp}}{\vdash \{T\} \text{ while } T \text{ do skip } \{\perp\}}$$

If the loop rule were sound for total correctness, then this would show that **while T do skip** always terminates in a state satisfying  $\perp$ .

9

## Loop rule for total correctness

In the rule below, the variant is  $t$ , and the fact that it decreases is specified with an auxiliary variable  $n$ :

$$\frac{\vdash [P \wedge B \wedge (t = n)] C [P \wedge (t < n)] \quad \vdash_{FOL} P \wedge B \Rightarrow t \geq 0}{\vdash [P] \text{ while } B \text{ do } C [P \wedge \neg B]}$$

The second hypothesis ensures that the variant is non-negative.

The variant  $t$  does not have to occur in  $C$ .

11

## Total correctness: factorial example

Consider the factorial computation we looked at before:

$$\begin{aligned} & [X = x \wedge X \geq 0 \wedge Y = 1] \\ & \text{while } X \neq 0 \text{ do } (Y := Y \times X; X := X - 1) \\ & [Y = x!] \end{aligned}$$

By assumption,  $X$  is non-negative and decreases in each iteration of the loop.

To verify that this factorial implementation terminates, we can thus take the variant  $t$  to be  $X$ .

12

## Total correctness, partial correctness, and termination

Informally: total correctness = partial correctness + termination.

This is captured formally by:

- If  $\vdash \{P\} C \{Q\}$  and  $\vdash [P] C [\top]$ , then  $\vdash [P] C [Q]$ .
- If  $\vdash [P] C [Q]$ , then  $\vdash \{P\} C \{Q\}$ .

It is often easier to show partial correctness and termination separately.

14

## Total correctness: factorial example

$$\begin{aligned} & [X = x \wedge X \geq 0 \wedge Y = 1] \\ & \text{while } X \neq 0 \text{ do } (Y := Y \times X; X := X - 1) \\ & [Y = x!] \end{aligned}$$

Take the invariant  $I$  to be  $Y \times X! = x! \wedge X \geq 0$ , and the variant  $t$  to be  $X$ .

Then we have to show that

- $\vdash_{FOL} (X = x \wedge X \geq 0 \wedge Y = 1) \Rightarrow I$
- $\vdash [I \wedge X \neq 0 \wedge (X = n)] Y := Y \times X; X := X - 1 [I \wedge (X < n)]$
- $\vdash_{FOL} (I \wedge \neg(X \neq 0)) \Rightarrow Y = x!$
- $\vdash_{FOL} (I \wedge X \neq 0) \Rightarrow X \geq 0$

13

## Showing termination separately

Termination is usually straightforward to show, but there are examples where it is not.

For example, no one knows whether the program below terminates for all values of  $X$ :

$$\begin{aligned} & \text{while } X > 1 \text{ do} \\ & \quad \text{if } \text{ODD}(X) \text{ then } X := 3 \times X + 1 \text{ else } X := X \text{ DIV } 2 \end{aligned}$$

(The Collatz conjecture is that this terminates with  $X = 1$ .)

Microsoft's T2 tool is used to prove termination of systems code.

15

## Summary of total correctness

We have given rules for total correctness, similar to those for partial correctness.

Only the loop rule differs: the premises of the loop rule require that the loop body decreases a variant.

It is even possible to do amortised, asymptotic complexity analysis in Hoare logic:

- A Fistful of Dollars, Armaël Guéneau et al., ESOP 2018

16

## Functions

Consider an extension of our language with the following crude form of functions where arguments are passed by reference :

$$C ::= \dots \mid \mathbf{let} \ F(X_1, \dots, X_n) = C_1 \ \mathbf{in} \ C_2 \mid F(X_1, \dots, X_n)$$

$$\{X = x \wedge x > 0\}$$

$$\mathbf{let} \ F(X, N) =$$

$$\quad (\mathbf{if} \ X > 1 \ \mathbf{then} \ (X := X - 1; N := N \times X; F(X, N))$$

$$\quad \mathbf{else} \ \mathbf{skip}) \ \mathbf{in}$$

$$N := X;$$

$$F(X, N)$$

$$\{N = x!\}$$

## Functions (not examinable)

### Hoare Logic rules for functions

We need to extend our judgment  $\vdash$  with a component  $\mathcal{F}$  to keep track of the pre- and postconditions of functions:

$$\frac{\mathcal{F}(F) = \langle P, Q \rangle \quad \dots}{\vdash_{\mathcal{F}} \{P[Z_1/X_1, \dots, Z_n/X_n]\} \ F(Z_1, \dots, Z_n) \ \{Q[Z_1/X_1, \dots, Z_n/X_n]\}}$$

$$\frac{\vdash_{\mathcal{F}[F \mapsto \langle P', Q' \rangle]} \{P'\} \ C_1 \ \{Q'\} \quad \vdash_{\mathcal{F}[F \mapsto \langle P', Q' \rangle]} \{P\} \ C_2 \ \{Q\} \quad \dots}{\vdash_{\mathcal{F}} \{P\} \ \mathbf{let} \ F(X_1, \dots, X_n) = C_1 \ \mathbf{in} \ C_2 \ \{Q\}}$$

We need to be careful to not have aliasing between program variables. We assume that the ... assumptions deal with that.

17

18

## Verifying an example using functions

```

{X = x ∧ x > 0}
let F(X, N) =
  {X > 0 ∧ N = X × ... × x}
  (
    if X > 1 then
      {X > 0 ∧ N = X × ... × x ∧ X > 1}
      {X - 1 > 0 ∧ N × (X - 1) = (X - 1) × ... × x}
      X := X - 1;
      {X > 0 ∧ N × X = X × ... × x}
      N := N × X;
      {X > 0 ∧ N = X × ... × x}
      F(X, N)
      {N = 1 × ... × x}
    else
      {X > 0 ∧ N = X × ... × x ∧ ¬(X > 1)}
      skip
      {N = 1 × ... × x}
  )
  {N = 1 × ... × x} in
{X = x ∧ x > 0}
{X > 0 ∧ X = X × ... × x}
N := X;
{X > 0 ∧ N = X × ... × x}
F(X, N)
{N = x!}

```

19

## Concurrency (not examinable)

---

## Summary of functions

Hoare triples are a natural fit for specifying and verifying functions.

Recursive function pre- and postconditions are like loop invariants, but with a “gap” between the entry and exit of the function (the only gap between an iteration of a loop and the next is the guard):

```

let F(...) =
  {P}
  ...
  {P[.../...]}
  F(...)
  {Q[.../...]}
  ...
  {Q} in
...
{P[.../...]}
F(...)
{Q[.../...]}

```

20

## Concurrent composition

Consider an extension of our WHILE language with a concurrent composition construct (also “parallel composition”),  $C_1 \parallel C_2$ .

For our simple form of concurrency, the statement  $C_1 \parallel C_2$  reduces by interleaving execution steps of  $C_1$  and  $C_2$ , until both have terminated:

$$\frac{\langle C_1, \langle s, h \rangle \rangle \rightarrow \langle C'_1, \langle s', h' \rangle \rangle}{\langle C_1 \parallel C_2, \langle s, h \rangle \rangle \rightarrow \langle C'_1 \parallel C_2, \langle s', h' \rangle \rangle}$$

$$\frac{\langle C_2, \langle s, h \rangle \rangle \rightarrow \langle C'_2, \langle s', h' \rangle \rangle}{\langle C_1 \parallel C_2, \langle s, h \rangle \rangle \rightarrow \langle C_1 \parallel C'_2, \langle s', h' \rangle \rangle}$$

For instance,  $(X := 0 \parallel X := 1); \text{print}(X)$  is allowed to print 0 or 1.

Final states are now of the form  $F ::= \text{skip} \mid F_1 \parallel F_2$ .

21

## Concurrency disciplines

Adding concurrency complicates reasoning by introducing the possibility of concurrent interference on shared state.

While separation logic does extend to reason about general concurrent interference, we will focus on two common idioms of concurrent programming with limited forms of interference:

- disjoint concurrency, and
- well-synchronised shared state.

22

## Disjoint concurrency

Disjoint concurrency refers to multiple commands potentially executing concurrently, but all working on **disjoint** state.

Parallel implementations of divide-and-conquer algorithms can often be expressed using disjoint concurrency.

For instance, in a parallel merge sort, the recursive calls to merge sort operate on disjoint parts of the underlying array.

23

## Disjoint concurrency

---

## Disjoint concurrency

The proof rule for disjoint concurrency requires us to split our assertions into two disjoint parts,  $P_1$  and  $P_2$ , and give each parallel command ownership of one of them:

$$\frac{\begin{array}{l} \vdash \{P_1\} C_1 \{Q_1\} \quad \vdash \{P_2\} C_2 \{Q_2\} \\ \text{mod}(C_1) \cap FV(P_2, Q_2) = \emptyset \quad \text{mod}(C_2) \cap FV(P_1, Q_1) = \emptyset \end{array}}{\vdash \{P_1 * P_2\} C_1 || C_2 \{Q_1 * Q_2\}}$$

The third hypothesis ensures that  $C_1$  does not modify any program variables used in the specification of  $C_2$ , the fourth hypothesis ensures the symmetric.

24

## Disjoint concurrency example

Here is a simple example to illustrate two parallel increment operations that operate on disjoint parts of the heap:

$$\frac{
 \begin{array}{c|c}
 \{X \mapsto 3\} & \{Y \mapsto 4\} \\
 A := [X]; [X] := A + 1 & B := [Y]; [Y] := B + 1 \\
 \{X \mapsto 4\} & \{Y \mapsto 5\}
 \end{array}
 }{
 \{X \mapsto 4 * Y \mapsto 5\}
 }$$

25

## Well-synchronised shared state

Well-synchronised shared state refers to the common concurrency idiom of using locks to ensure exclusive access to state shared between multiple threads.

To reason about locking, concurrent separation logic extends separation logic with **lock invariants** that describe the resources protected by locks.

When acquiring a lock, the acquiring thread takes ownership of the lock invariant and when releasing the lock, must give back ownership of the lock invariant.

26

## Well-synchronised concurrency

### Well-synchronised shared state

To illustrate, consider a simplified setting with a single global lock.

We write  $\vdash_I \{P\} C \{Q\}$  to indicate that we can derive the given triple assuming the lock invariant is  $I$ . We have the following rules:

$$\frac{FV(I) = \emptyset}{\vdash_I \{emp\} \mathbf{lock} \{I * locked\}} \quad \frac{FV(I) = \emptyset}{\vdash_I \{I * locked\} \mathbf{unlock} \{emp\}}$$

The *locked* resource ensures the lock can only be unlocked by the thread that currently has the lock.

27

## Well-synchronised shared state example

To illustrate, consider a program with two threads that both access a number stored in shared heap cell at location  $X$  concurrently.

Thread  $A$  increments  $X$  by 1 twice, and thread  $B$  increments  $X$  by 2. The threads use a lock to ensure their accesses are well-synchronised.

Assuming that location  $X$  initially contains an even number, we wish to prove that the contents of location  $X$  is still even after the two concurrent threads have terminated.

A non-synchronised interleaving would allow  $X$  to end up being odd.

28

## Well-synchronised shared state example

First, we need to define a lock invariant.

The lock invariant needs to own the shared heap cell at location  $X$  and should express that it always contains an even number:

$$I \equiv \exists n. x \mapsto 2 \times n$$

We have to use an indirection through  $X = x$  because  $I$  is not allowed to mention program variables.

29

## Well-synchronised shared state example

$\{X = x \wedge emp\}$	
$\{X = x \wedge emp\}$ <b>lock;</b> $\{X = x \wedge I * locked\}$ $\{X = x \wedge (\exists n. x \mapsto 2 \times n) * locked\}$ $A := [X]; [X] := A + 1;$ $\{X = x \wedge (\exists n. x \mapsto 2 \times n + 1) * locked\}$ $B := [X]; [X] := B + 1;$ $\{X = x \wedge (\exists n. x \mapsto 2 \times n) * locked\}$ $\{X = x \wedge I * locked\}$ <b>unlock</b> $\{X = x \wedge emp\}$	$\{X = x \wedge emp\}$ <b>lock;</b> $\{X = x \wedge I * locked\}$ $C := [X]; [X] := C + 2;$ $\{X = x \wedge I * locked\}$ <b>unlock</b> $\{X = x \wedge emp\}$
$\{X = x \wedge emp\}$	

We can temporarily violate the invariant when holding the lock.

30

## Summary of concurrent separation logic

We have seen how concurrent separation logic supports reasoning about concurrent programs.

The rule for disjoint concurrency enables reasoning about the parts of the state that are not shared, and the rules for locks enable reasoning about the parts of the state that are shared but guarded by locks.

Concurrent separation logic can also be extended to support reasoning about general concurrency interference.

Papers of historical interest:

- Peter O'Hearn. Resources, Concurrency and Local Reasoning.

31

## Conclusion

---

### Overall summary

We have seen that Hoare logic (separation logic, when we have pointers) enables specifying and reasoning about programs.

Reasoning remains close to the syntax, and captures the intuitions we have about why programs are correct.

It's all about **invariants!**