

Distributed systems

Lecture 1: Introduction to distributed systems; RPC

Lent 2016

Dr Robert N. M. Watson

(With thanks to Dr Steven Hand)

1

Recommended Reading

- “***Distributed Systems: Concepts and Design***”, (5th Ed)
Coulouris et al, Addison-Wesley 2012
- “***Distributed Systems: Principles and Paradigms***”
(2nd Ed), Tannenbaum et al, Prentice Hall, 2006
- “***Operating Systems, Concurrent and Distributed S/W Design***“, Bacon & Harris, Addison-Wesley 2003
– or “***Concurrent Systems***”, (2nd Ed), Jean Bacon,
Addison-Wesley 1997

2

What are Distributed Systems?

- A set of discrete computers (“nodes”) that cooperate to perform a computation
 - Operates “as if” it were a single computing system
- Examples include:
 - Compute clusters (e.g. CERN, HPCF)
 - BOINC (aka SETI@Home and friends)
 - Distributed storage systems (e.g. NFS, Dropbox, ...)
 - The Web (client/server; CDNs; and back-end too!)
 - Peer-to-peer systems such as Tor
 - Vehicles, factories, buildings (?)

3

Concurrent systems reminder

- Foundations of concurrency: processor(s), ISAs, threads
- Mutual exclusion: locks, semaphores, monitors, etc.
- Producer-consumer, active objects, message passing
- Races, deadlock, livelock, starvation, priority inversion
- Transactions, ACID, isolation, serialisability, schedules
- 2-phase locking, rollback, time-stamp ordering (TSO), optimistic concurrency control (OCC)
- Durability, write-ahead logging, crash recovery
- Lock-free algorithms, transactional memory
- Operating-system case study

These problems were not difficult enough – distributed systems add:
loss of global visibility; loss of global ordering; new failure modes

Distributed Systems: Advantages

- **Scale and performance**
 - Cheaper to buy 100 PCs than a supercomputer...
 - ... and easier to incrementally scale up too!
- **Sharing and Communication**
 - Allow access to shared resources (e.g. a printer) and information (e.g. distributed FS or DBMS)
 - Enable explicit communication between machines (e.g. EDI, CDNs) or people (e.g. email, twitter)
- **Reliability**
 - Can hopefully continue to operate even if some parts of the system are inaccessible, or simply crash

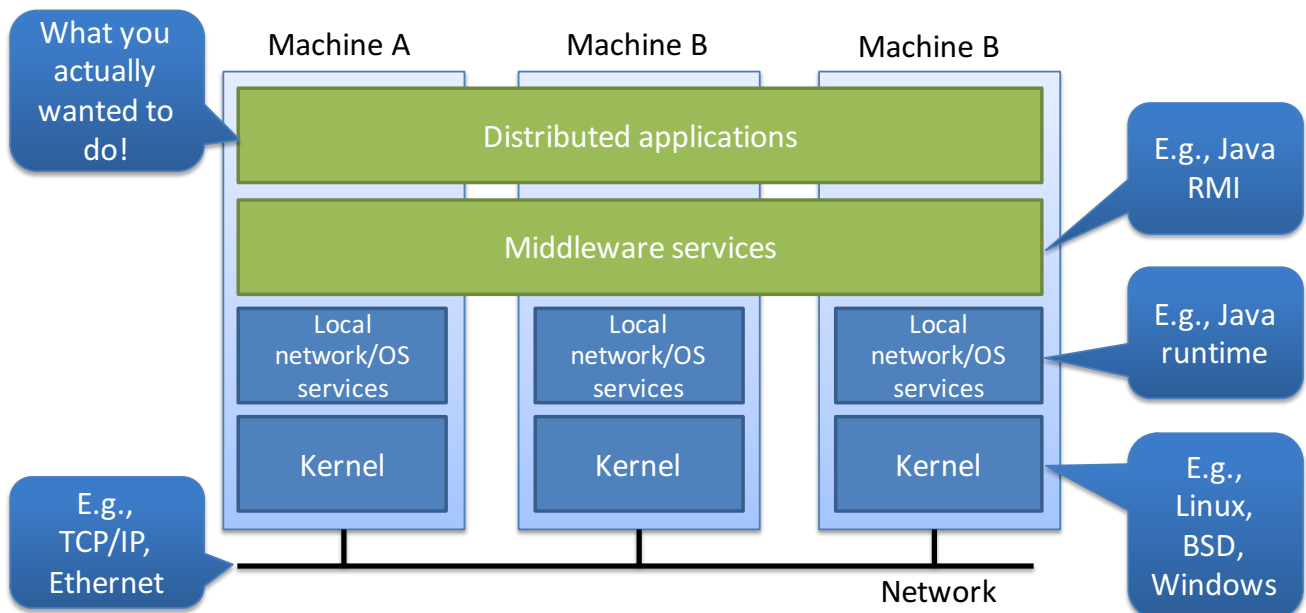
5

Distributed Systems: Challenges

- **Distributed Systems are *Concurrent Systems***
 - Need to coordinate independent execution at each node (c/f first part of course)
- **Failure of any components (nodes, network)**
 - At any time, for any reason
- **Network delays**
 - Can't distinguish congestion from crash/partition
- **No global time**
 - Tricky to coordinate, or even agree on ordering!

6

Middleware



- **Middleware** helps application authors write software intended to run on more than one machine at a time. 7

Transparency & Middleware

- Recall a distributed system should appear “as if” it were executing on a single computer
- We often call this **transparency**:
 - User is unaware of multiple machines
 - Programmer is unaware of multiple machines
- How “unaware” can vary quite a bit
 - e.g. web user aware that there’s network communication ... but not the number or location of the machines involved
 - e.g. programmer may explicitly code communication, or may have layers of abstraction: **middleware**

Classical types of Transparency

Transparency	Description
Access	Hide differences in data representation and how a resource is accessed
Location	Hide where a resource is located
Migration	Hide that a resource may move to another location
Relocation	Hide that a resource may be moved to another location while in use
Replication	Hide that a resource may be provided by multiple cooperating systems
Concurrency	Hide that a resource may be simultaneously shared by several competitive users
Failure	Hide the failure and recovery of a resource
Persistence	Hide whether a (software) resource is in memory or on disk

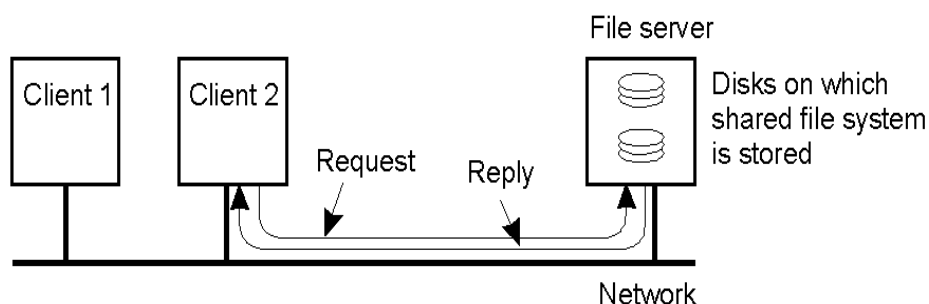
Scalability increasingly important – “performance transparency”?

In this Course

- We will look at techniques, protocols & algorithms used in distributed systems
 - in many cases, these will be provided for you by a middleware software suite
 - but knowing how things work will still be useful!
- Assume OS & networking support
 - processes, threads, synchronization
 - basic communication via messages
 - (will see later how assumptions about messages will influence the systems we [can] build)
- Let’s start with a simple **client-server systems**

Client-Server Model

- 1970s: development of **Local Area Networks (LANs)**
- 1980s: standard deployment involves small number of **servers**, plus many **workstations**
 - Servers: always-on, powerful machines
 - Workstations: personal computers
- Workstations request 'service' from servers over the network, e.g. access to a shared file-system:



11

Request-Reply Protocols

- Basic scheme:
 - Client issues a request message
 - Server performs operation, and sends reply
- Simplest version is **synchronous**:
 - client blocks awaiting reply
- Example: HTTP 1.0
 - Client (browser) sends "GET /index.html"
 - Web server fetches file and returns it
 - Browser displays HTML web page
- Later we will talk about **asynchronous** models:
 - Clients can continue work without blocking awaiting reply

12

Handling Errors & Failures

- **Errors** are **application-level** things => easy ;-)
 - E.g. client requests non-existent web page
 - Need special reply (e.g. “404 Not Found”)
- **Failures** are **system-level** things, e.g.:
 - lost message, client/server crash, network down,...
- To handle failure, client must **timeout** if it doesn't receive a reply within a certain time **T**
 - On timeout, client can **retry** request
 - (Q: what should we set T to?)

13

Retry Semantics

- Client could timeout because:
 1. Request was lost
 2. Request was sent, but server crashed on receipt
 3. Request was sent & received, and server performed operation (or some of it?), but crashed before replying
 4. Request was sent & received, and server performed operation correctly, and sent reply ... which was then lost
 5. As #4, but reply has just been delayed for longer than T
- For read-only stateless requests (like HTTP GET), can retry in all cases, but what if request was an order with Amazon?
 - In case #1, we probably want to re-order... and in case #5 we want to wait for a little bit longer, and otherwise we ... erm?
- Worse: we don't know what case it actually was!

14

Ideal Semantics

- What we want is **exactly-once** semantics:
 - Our request occurs once no matter how many times we retry (or if the network duplicates our messages)
- E.g. add a **unique ID** to every request
 - Server remembers IDs, and associated responses
 - If sees a duplicate, just returns old response
 - Client ignores duplicate responses
- Pretty tricky to ensure exactly-once in practice
 - e.g. if server explodes ;-)

15

Practical Semantics

- In practice, protocols guarantee one of:
- **All-or-nothing** (atomic) semantics
 - Use scheme on previous page; persistent log
 - (similar idea to transaction processing).
- **At-most-once** semantics
 - Request carried out once, or not at all
 - If no reply, we don't know which outcome it was
 - e.g. send one request; give up on timeout
- **At-least-once** semantics
 - Retry on timeout; risk operation occurring again
 - Ok if the operation is **read-only**, or **idempotent**
- Note: Assumption of no network duplication

Server state required to suppress retries

Server state not required

16

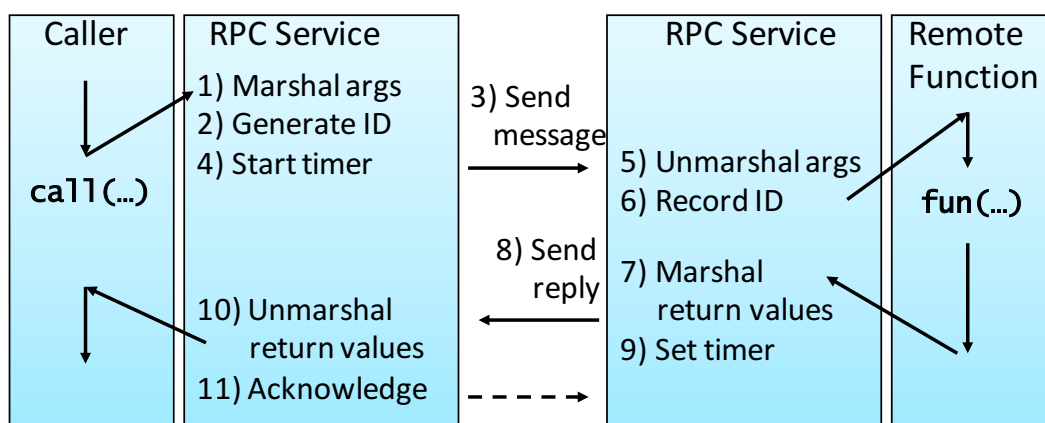
Remote Procedure Call (RPC)

- Request/response protocols are useful – and widely used – but rather clunky to use
 - e.g. need to define the set of requests, including how they are represented in network messages
- A nicer abstraction is **Remote Procedure Call (RPC)**
 - Programmer simply invokes a procedure...
 - ...but it executes on a remote machine (the server)
 - RPC subsystem handles message formats, sending & receiving, handling timeouts, etc
- Aim is to make distribution (mostly) transparent
 - Certain failure cases wouldn't happen locally
 - Distributed and local function call performance different

17

Marshalling Arguments

- RPC is integrated with the programming language
 - Some additional magic to specify things are remote
- RPC layer **marshals** parameters to the call, as well as any return value(s), e.g.



18

IDLs and Stubs

- To marshal, the RPC layer (on both sides!) must know:
 - how many arguments the procedure has,
 - how many results are expected, and
 - the types of all of the above
- The programmer must specify this by describing things in an **Interface Definition Language (IDL)**
 - In higher-level languages, this may already be included as standard (e.g. C#, Java)
 - In others (e.g. C), IDL is part of the middleware
- The RPC layer can then automatically generate **stubs**
 - Small pieces of code at client and server (see previous)
 - May also provide authentication, encryption
 - Provides integrity, confidentiality

19

Example: SunRPC

- Developed mid 80's for Sun Unix systems
- Simple request/response protocol:
 - Server registers one or more “programs” (services)
 - Client issues requests to invoke specific procedures within a specific service
- Messages can be sent over any transport protocol (most commonly UDP/IP and later TCP/IP)
 - Requests have a unique **transaction ID** that can be used to detect & handle retransmissions
 - *At-least-once* semantics
 - Various types of *access transparency* including byte-order

20

XDR: External Data Representation

- SunRPC used **XDR** for describing interfaces:

```
// file: test.x
program test {
  version testver {
    int get(getargs) = 1; // procedure number
    int put(putargs) = 2; // procedure number
  } = 1; // version number
} = 0x12345678; // program number
```

- **rpcgen** generates [un]marshaling code, stubs
 - Single arguments... but recursively convert values
 - Some support for following pointers too
- Data on the wire always in big-endian format (oops!)

21

Using SunRPC

1. Write XDR, and use **rpcgen** to generate skeleton code
2. Fill in blanks (i.e. write client/server parts), compile code
3. Run server program & register with **portmapper** (now: **rpcbind**)
 - Mappings from { prog#, ver#, proto } -> port
 - (on Linux/UNIX, try “/usr/sbin/rpcinfo-p”)
 - **Portmapper** is itself an RPC service on a **well-known port**
4. Server process will then listen(), awaiting clients
5. When a client starts, client stub calls **clnt_create()**
 - Sends { prog#, ver#, proto } to portmapper on server, receives appropriate port number to use for actual RPC connection
 - Client invokes remote procedures as needed
6. Recently: GSS authentication/encryption – e.g., Kerberos

22

Summary + next time

- About this course
- Advantages and challenges of distributed systems
- Types of transparency (+scalability)
- Middleware, the client-server model
- Errors and retry semantics
- RPC, marshalling, SunRPC, and XDR

- Sun's Network File System (NFS)
- Object-Oriented Middleware (OOM)