

Advanced Algorithms

I. Course Intro and Sorting Networks

Thomas Sauerwald

Easter 2018



UNIVERSITY OF
CAMBRIDGE

Outline of this Course

Some Highlights

Introduction to Sorting Networks

Batcher's Sorting Network

Counting Networks




(Tentative) List of Topics

IA Algorithms

IB Complexity Theory

II Advanced Algorithms

- I. Sorting Networks (Sorting, Counting)
- II. Matrix Multiplication (and Parallel Algorithms)
- III. Linear Programming
- IV. Approximation Algorithms: Covering Problems
- V. Approximation Algorithms via Exact Algorithms
- VI. Approximation Algorithms: Travelling Salesman Problem
- VII. Approximation Algorithms: Randomisation and Rounding



- closely follow CLRS3 and use the same numbering
- however, slides will be self-contained (mostly)



Outline

Outline of this Course

Some Highlights

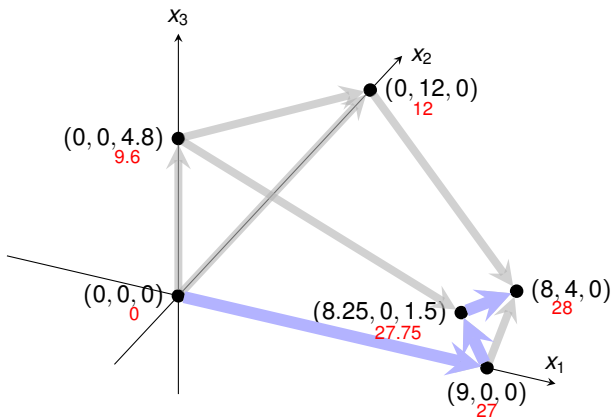
Introduction to Sorting Networks

Batcher's Sorting Network

Counting Networks



Linear Programming and Simplex



maximize	$3x_1$	+	x_2	+	$2x_3$	
subject to	x_1	+	x_2	+	$3x_3$	≤ 30
	$2x_1$	+	$2x_2$	+	$5x_3$	≤ 24
	$4x_1$	+	x_2	+	$2x_3$	≤ 36
			x_1, x_2, x_3			≥ 0



SOLUTION OF A LARGE-SCALE TRAVELING-SALESMAN PROBLEM*

G. DANTZIG, R. FULKERSON, AND S. JOHNSON

The Rand Corporation, Santa Monica, California

(Received August 9, 1954)

It is shown that a certain tour of 49 cities, one in each of the 48 states and Washington, D. C., has the shortest road distance.

THE TRAVELING-SALESMAN PROBLEM might be described as follows: Find the shortest route (tour) for a salesman starting from a given city, visiting each of a specified group of cities, and then returning to the original point of departure. More generally, given an n by n symmetric matrix $D = (d_{IJ})$, where d_{IJ} represents the 'distance' from I to J , arrange the points in a cyclic order in such a way that the sum of the d_{IJ} between consecutive points is minimal. Since there are only a finite number of possibilities (at most $\frac{1}{2}(n-1)!$) to consider, the problem is to devise a method of picking out the optimal arrangement which is reasonably efficient for fairly large values of n . Although algorithms have been devised for problems of similar nature, e.g., the optimal assignment problem,^{3,7,8} little is known about the traveling-salesman problem. We do not claim that this note alters the situation very much; what we shall do is outline a way of approaching the problem that sometimes, at least, enables one to find an optimal path and prove it so. In particular, it will be shown that a certain arrangement of 49 cities, one in each of the 48 states and Washington, D. C., is best, the d_{IJ} used representing road distances as taken from an atlas.



Travelling Salesman Problem: The 42 (49) Cities

1. Manchester, N. H.
2. Montpelier, Vt.
3. Detroit, Mich.
4. Cleveland, Ohio
5. Charleston, W. Va.
6. Louisville, Ky.
7. Indianapolis, Ind.
8. Chicago, Ill.
9. Milwaukee, Wis.
10. Minneapolis, Minn.
11. Pierre, S. D.
12. Bismarck, N. D.
13. Helena, Mont.
14. Seattle, Wash.
15. Portland, Ore.
16. Boise, Idaho
17. Salt Lake City, Utah
18. Carson City, Nev.
19. Los Angeles, Calif.
20. Phoenix, Ariz.
21. Santa Fe, N. M.
22. Denver, Colo.
23. Cheyenne, Wyo.
24. Omaha, Neb.
25. Des Moines, Iowa
26. Kansas City, Mo.
27. Topeka, Kans.
28. Oklahoma City, Okla.
29. Dallas, Tex.
30. Little Rock, Ark.
31. Memphis, Tenn.
32. Jackson, Miss.
33. New Orleans, La.
34. Birmingham, Ala.
35. Atlanta, Ga.
36. Jacksonville, Fla.
37. Columbia, S. C.
38. Raleigh, N. C.
39. Richmond, Va.
40. Washington, D. C.
41. Boston, Mass.
42. Portland, Me.
- A. Baltimore, Md.
- B. Wilmington, Del.
- C. Philadelphia, Penn.
- D. Newark, N. J.
- E. New York, N. Y.
- F. Hartford, Conn.
- G. Providence, R. I.



The (Unique) Optimal Tour (699 Units \approx 12,345 miles)

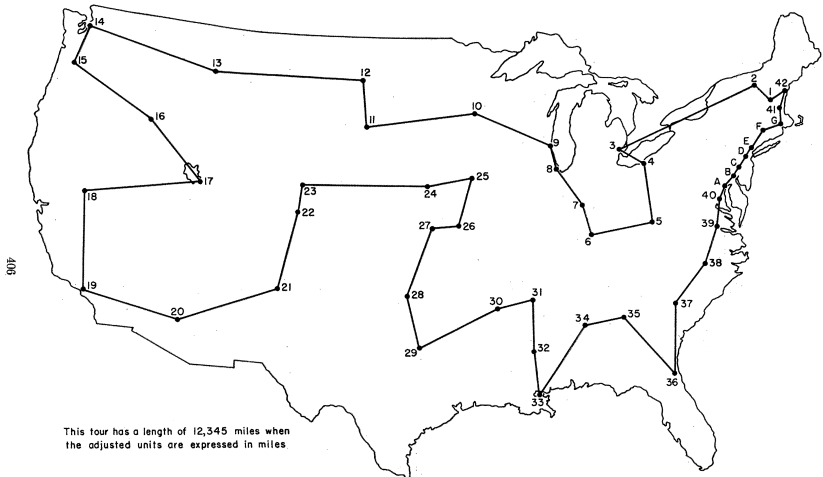


FIG. 16. The optimal tour of 49 cities.



Outline

Outline of this Course

Some Highlights

Introduction to Sorting Networks

Batcher's Sorting Network

Counting Networks



Overview: Sorting Networks

(Serial) Sorting Algorithms

- we already know several (comparison-based) sorting algorithms: Insertion sort, Bubble sort, Merge sort, Quick sort, Heap sort
- execute one operation at a time
- can handle arbitrarily large inputs
- sequence of comparisons is not set in advance

Sorting Networks

- only perform comparisons
- can only handle inputs of a fixed size
- sequence of comparisons is set in advance
- Comparisons can be performed in parallel

Allows to sort n numbers in sublinear time!

Simple concept, but surprisingly deep and complex theory!



Comparison Networks

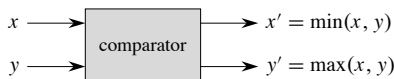
A **sorting network** is a comparison network which **works correctly** (that is, it sorts every input)

Comparison Network

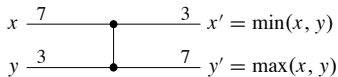
- A **comparison network** consists solely of **wires** and **comparators**:
 - **comparator** is a device with, on given two inputs, x and y , returns two outputs $x' = \min(x, y)$ and $y' = \max(x, y)$
 - **wire** connect output of one comparator to the input of another
 - **special wires**: n **input wires** a_1, a_2, \dots, a_n and n **output wires** b_1, b_2, \dots, b_n

operates in $O(1)$

Convention: use the same name for both a wire and its value.



(a)

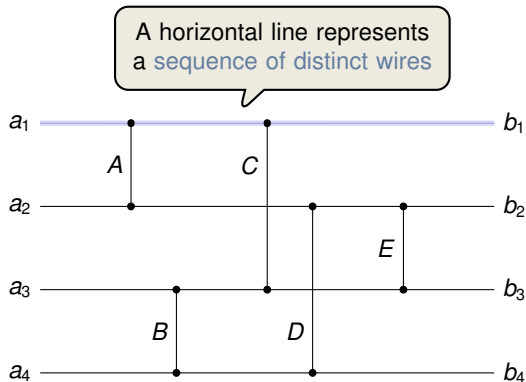


(b)

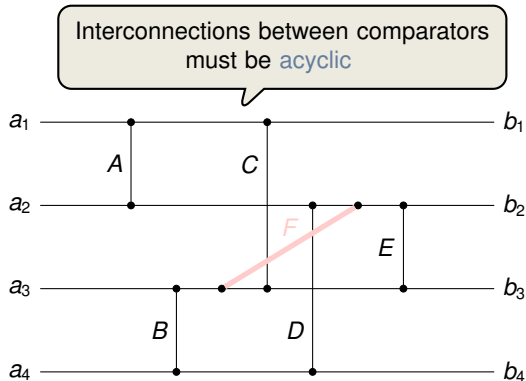
Figure 27.1 (a) A comparator with inputs x and y and outputs x' and y' . (b) The same comparator, drawn as a single vertical line. Inputs $x = 7$, $y = 3$ and outputs $x' = 3$, $y' = 7$ are shown.



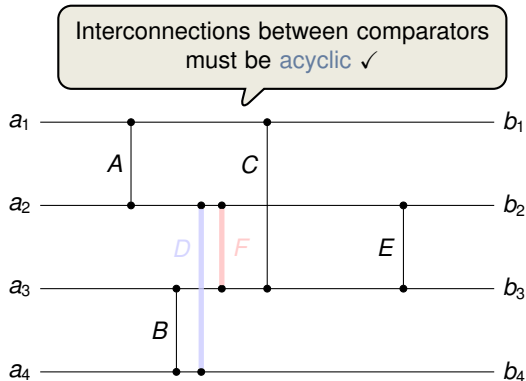
Example of a Comparison Network (Figure 27.2)



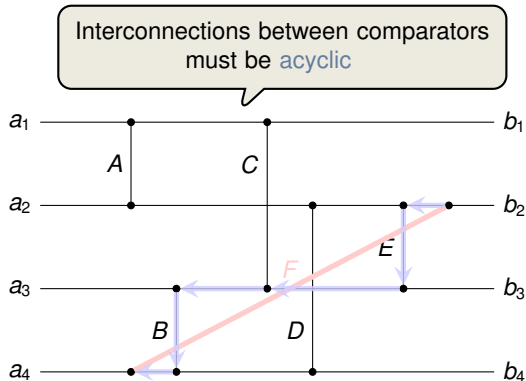
Example of a Comparison Network (Figure 27.2)



Example of a Comparison Network (Figure 27.2)



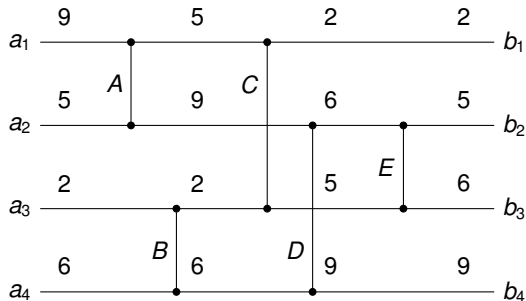
Example of a Comparison Network (Figure 27.2)



Tracing back a path must never cycle back on itself and go through the same comparator twice.



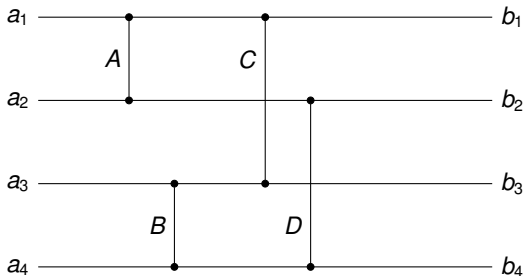
Example of a Comparison Network (Figure 27.2)



This network is in fact a sorting network (Exercise)



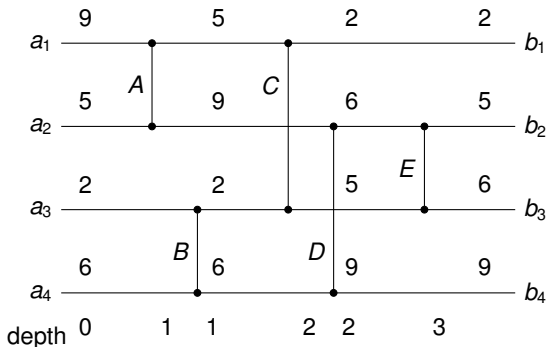
Example of a Comparison Network (Figure 27.2)



This network would not be a sorting network (Why??)



Example of a Comparison Network (Figure 27.2)



Depth of a wire:

- Input wire has depth 0
- If a comparator has two inputs of depths d_x and d_y , then outputs have depth $\max\{d_x, d_y\} + 1$

Maximum depth of an output wire equals total running time



Zero-One Principle

Zero-One Principle: A sorting networks works correctly on arbitrary inputs if it works correctly on binary inputs.

Lemma 27.1

If a comparison network transforms the input $a = \langle a_1, a_2, \dots, a_n \rangle$ into the output $b = \langle b_1, b_2, \dots, b_n \rangle$, then for any monotonically increasing function f , the network transforms $f(a) = \langle f(a_1), f(a_2), \dots, f(a_n) \rangle$ into $f(b) = \langle f(b_1), f(b_2), \dots, f(b_n) \rangle$.

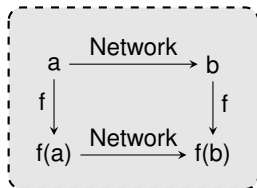
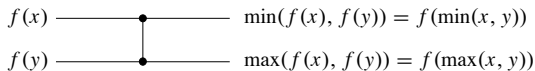


Figure 27.4 The operation of the comparator in the proof of Lemma 27.1. The function f is monotonically increasing.



Zero-One Principle

Zero-One Principle: A sorting networks works correctly on arbitrary inputs if it works correctly on binary inputs.

Lemma 27.1

If a comparison network transforms the input $a = \langle a_1, a_2, \dots, a_n \rangle$ into the output $b = \langle b_1, b_2, \dots, b_n \rangle$, then for any monotonically increasing function f , the network transforms $f(a) = \langle f(a_1), f(a_2), \dots, f(a_n) \rangle$ into $f(b) = \langle f(b_1), f(b_2), \dots, f(b_n) \rangle$.

Theorem 27.2 (Zero-One Principle)

If a comparison network with n inputs sorts all 2^n possible sequences of 0's and 1's correctly, then it sorts all sequences of arbitrary numbers correctly.



Proof of the Zero-One Principle

Theorem 27.2 (Zero-One Principle)

If a comparison network with n inputs sorts all 2^n possible sequences of 0's and 1's correctly, then it sorts all sequences of arbitrary numbers correctly.

Proof:

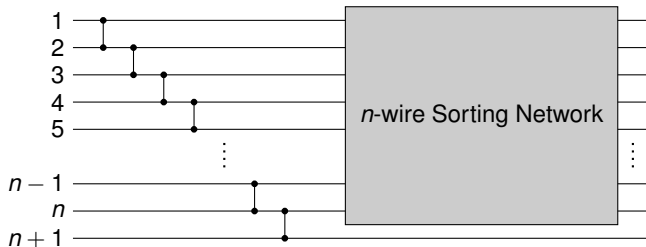
- For the sake of contradiction, suppose the network does not correctly sort.
- Let $a = \langle a_1, a_2, \dots, a_n \rangle$ be the input with $a_i < a_j$, but the network places a_j before a_i in the output
- Define a monotonically increasing function f as:

$$f(x) = \begin{cases} 0 & \text{if } x \leq a_i, \\ 1 & \text{if } x > a_i. \end{cases}$$

- Since the network places a_j before a_i , by the previous lemma $\Rightarrow f(a_j)$ is placed before $f(a_i)$
- But $f(a_j) = 1$ and $f(a_i) = 0$, which contradicts the assumption that the network sorts all sequences of 0's and 1's correctly □

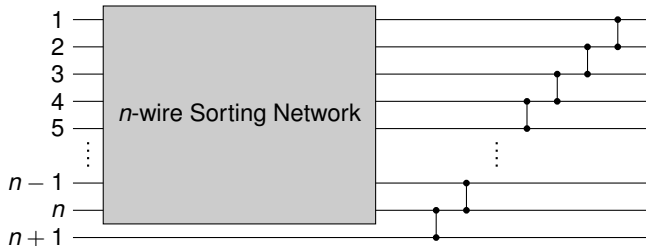


Some Basic (Recursive) Sorting Networks



???

These are Sorting Networks, but with depth $\Theta(n)$.



???



Outline

Outline of this Course

Some Highlights

Introduction to Sorting Networks

Batcher's Sorting Network

Counting Networks



Bitonic Sequences

Bitonic Sequence

A sequence is **bitonic** if it monotonically increases and then monotonically decreases, or can be circularly shifted to become monotonically increasing and then monotonically decreasing.

Sequences of one or two numbers are defined to be bitonic.

Examples:

- $\langle 1, 4, 6, 8, 3, 2 \rangle$ ✓
- $\langle 6, 9, 4, 2, 3, 5 \rangle$ ✓
- $\langle 9, 8, 3, 2, 4, 6 \rangle$ ✓
- ~~$\langle 4, 5, 7, 1, 2, 6 \rangle$~~
- binary sequences: $0^i 1^j 0^k$, or, $1^i 0^j 1^k$, for $i, j, k \geq 0$.



Towards Bitonic Sorting Networks

Half-Cleaner

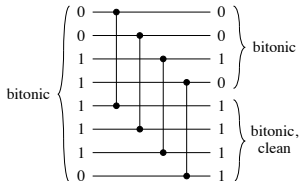
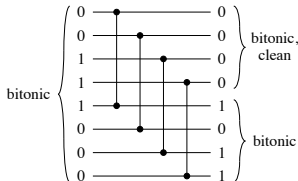
A **half-cleaner** is a comparison network of depth 1 in which input wire i is compared with wire $i + n/2$ for $i = 1, 2, \dots, n/2$.

We always assume that n is even.

Lemma 27.3

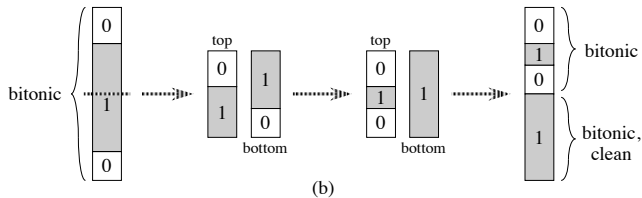
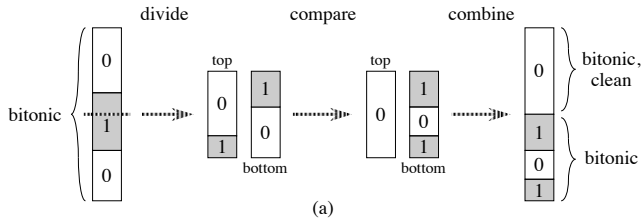
If the input to a half-cleaner is a bitonic sequence of 0's and 1's, then the output satisfies the following properties:

- both the top half and the bottom half are **bitonic**,
- every element in the top is not larger than any element in the bottom,
- at least one half is **clean**.



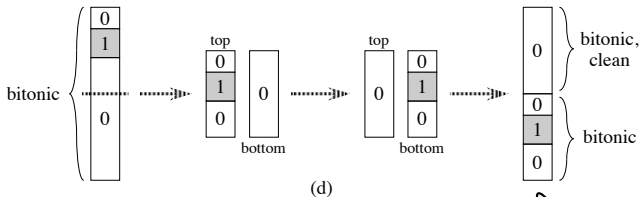
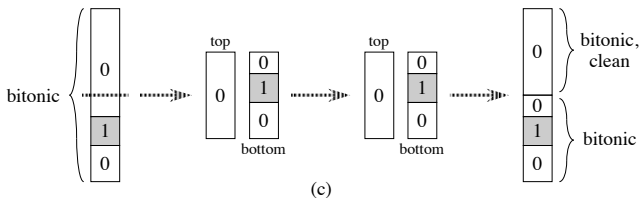
Proof of Lemma 27.3

W.l.o.g. assume that the input is of the form $0^i 1^j 0^k$, for some $i, j, k \geq 0$.



Proof of Lemma 27.3

W.l.o.g. assume that the input is of the form $0^i 1^j 0^k$, for some $i, j, k \geq 0$.



This suggests a recursive approach, since it now suffices to sort the top and bottom half separately.



The Bitonic Sorter

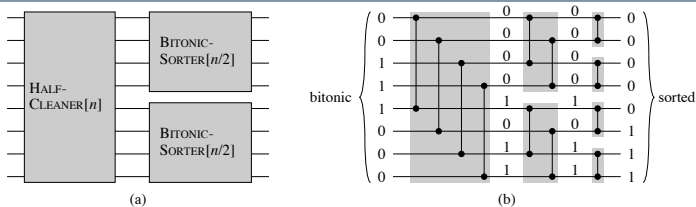


Figure 27.9 The comparison network BITONIC-SORTER[n], shown here for $n = 8$. (a) The recursive construction: HALF-CLEANER[n] followed by two copies of BITONIC-SORTER[$n/2$] that operate in parallel. (b) The network after unrolling the recursion. Each half-cleaner is shaded. Sample zero-one values are shown on the wires.

Recursive Formula for depth $D(n)$:

$$D(n) = \begin{cases} 0 & \text{if } n = 1, \\ D(n/2) + 1 & \text{if } n = 2^k. \end{cases}$$

Henceforth we will always assume that n is a power of 2.

BITONIC-SORTER[n] has depth $\log n$ and sorts any zero-one bitonic sequence.



Merging Networks

- can merge **two sorted** input sequences into **one sorted** output sequence
- will be based on a modification of BITONIC-SORTER[n]

Basic Idea:

- consider two given sequences $X = 000001111$, $Y = 000011111$
- concatenating X with Y^R (the reversal of Y) $\Rightarrow 00000111111110000$

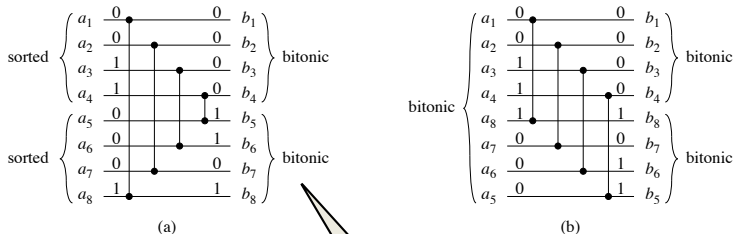
This sequence is bitonic!

Hence in order to merge the sequences X and Y , it suffices to perform a **bitonic sort** on X concatenated with Y^R .



Construction of a Merging Network (1/2)

- Given two sorted sequences $\langle a_1, a_2, \dots, a_{n/2} \rangle$ and $\langle a_{n/2+1}, a_{n/2+2}, \dots, a_n \rangle$
 - We know it suffices to bitonically sort $\langle a_1, a_2, \dots, a_{n/2}, a_n, a_{n-1}, \dots, a_{n/2+1} \rangle$
 - Recall: first half-cleaner of BITONIC-SORTER[n] compares i and $n/2 + i$
- ⇒ First part of MERGER[n] compares inputs i and $n - i + 1$ for $i = 1, 2, \dots, n/2$
- Remaining part is identical to BITONIC-SORTER[n]



Lemma 27.3 still applies, since the reversal of a bitonic sequence is bitonic.

Figure 27.10 Comparing the first stage of MERGER[n] with HALF-CLEANER[n], for $n = 8$. (a) The first stage of MERGER[n] transforms the two monotonic input sequences $\langle a_1, a_2, \dots, a_{n/2} \rangle$ and $\langle a_{n/2+1}, a_{n/2+2}, \dots, a_n \rangle$ into two bitonic sequences $\langle b_1, b_2, \dots, b_{n/2} \rangle$ and $\langle b_{n/2+1}, b_{n/2+2}, \dots, b_n \rangle$. (b) The equivalent operation for HALF-CLEANER[n]. The bitonic input sequence $\langle a_1, a_2, \dots, a_{n/2-1}, a_{n/2}, a_n, a_{n-1}, \dots, a_{n/2+2}, a_{n/2+1} \rangle$ is transformed into the two bitonic sequences $\langle b_1, b_2, \dots, b_{n/2} \rangle$ and $\langle b_n, b_{n-1}, \dots, b_{n/2+1} \rangle$.



Construction of a Merging Network (2/2)

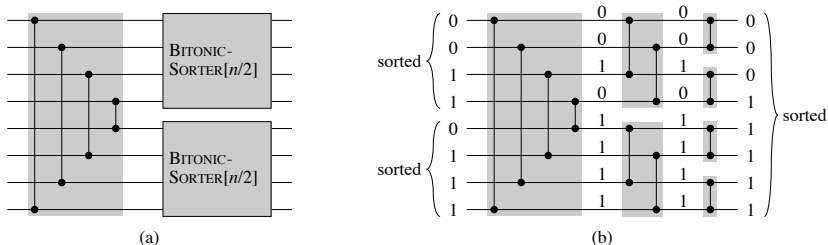


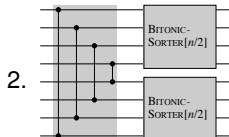
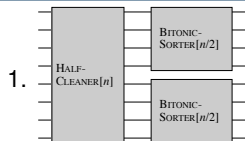
Figure 27.11 A network that merges two sorted input sequences into one sorted output sequence. The network $\text{MERGER}[n]$ can be viewed as $\text{BITONIC-SORTER}[n]$ with the first half-cleaner altered to compare inputs i and $n - i + 1$ for $i = 1, 2, \dots, n/2$. Here, $n = 8$. (a) The network decomposed into the first stage followed by two parallel copies of $\text{BITONIC-SORTER}[n/2]$. (b) The same network with the recursion unrolled. Sample zero-one values are shown on the wires, and the stages are shaded.



Construction of a Sorting Network

Main Components

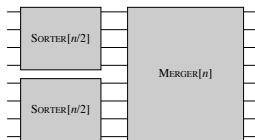
1. BITONIC-SORTER[n]
 - sorts any bitonic sequence
 - depth $\log n$
2. MERGER[n]
 - merges two sorted input sequences
 - depth $\log n$



Batcher's Sorting Network

- SORTER[n] is defined recursively:
 - If $n = 2^k$, use two copies of SORTER[$n/2$] to sort two subsequences of length $n/2$ each. Then merge them using MERGER[n].
 - If $n = 1$, network consists of a single wire.

can be seen as a parallel version of merge sort



A Glimpse at the AKS Network

Ajtai, Komlós, Szemerédi (1983)

There exists a sorting network with depth $O(\log n)$.

Quite elaborate construction, and involves huge constants.

Perfect Halver

A **perfect halver** is a comparison network that, given any input, places the $n/2$ smaller keys in $b_1, \dots, b_{n/2}$ and the $n/2$ larger keys in $b_{n/2+1}, \dots, b_n$.

Perfect halver of depth $\log n$ exist \rightsquigarrow yields sorting networks of depth $\Theta((\log n)^2)$.

Approximate Halver

An (n, ϵ) -**approximate halver**, $\epsilon < 1$, is a comparison network that for every $k = 1, 2, \dots, n/2$ places at most ϵk of its k smallest keys in $b_{n/2+1}, \dots, b_n$ and at most ϵk of its k largest keys in $b_1, \dots, b_{n/2}$.

We will prove that such networks can be constructed in constant depth!



Expander Graphs

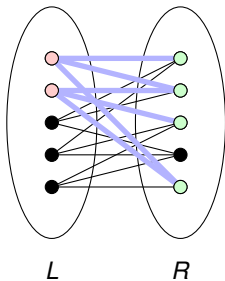
Expander Graphs

A bipartite (n, d, μ) -expander is a graph with:

- G has n vertices ($n/2$ on each side)
- the edge-set is union of d perfect matchings
- For every subset $S \subseteq V$ being in one part,

$$|N(S)| > \min\{\mu \cdot |S|, n/2 - |S|\}$$

Specific definition tailored for sorting network - many other variants exist!

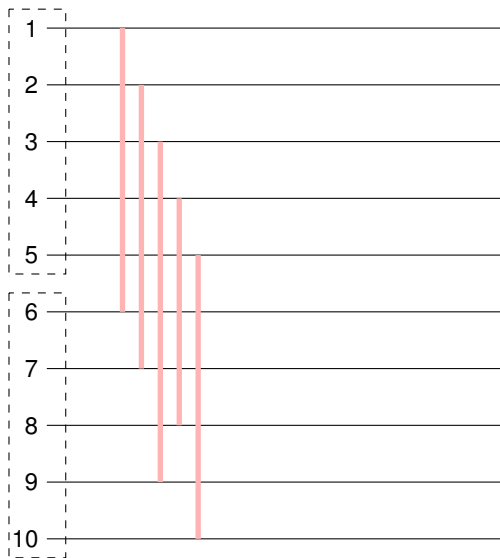
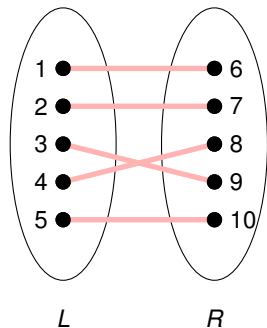


Expander Graphs:

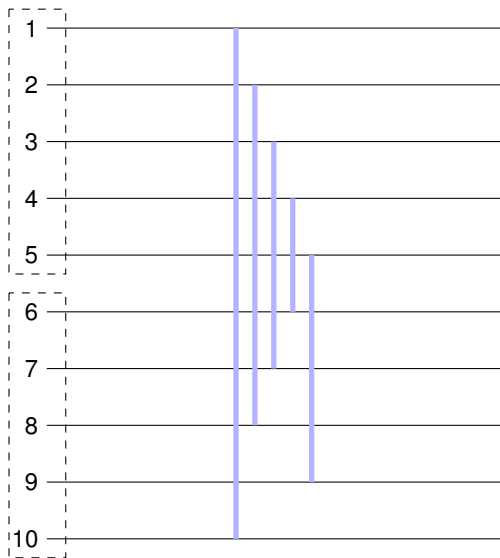
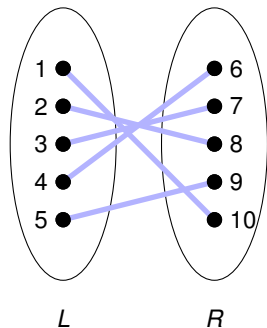
- **probabilistic construction** “easy”: take d (disjoint) random matchings
- **explicit construction** is a deep mathematical problem with ties to number theory, group theory, combinatorics etc.
- **many applications** in networking, complexity theory and coding theory



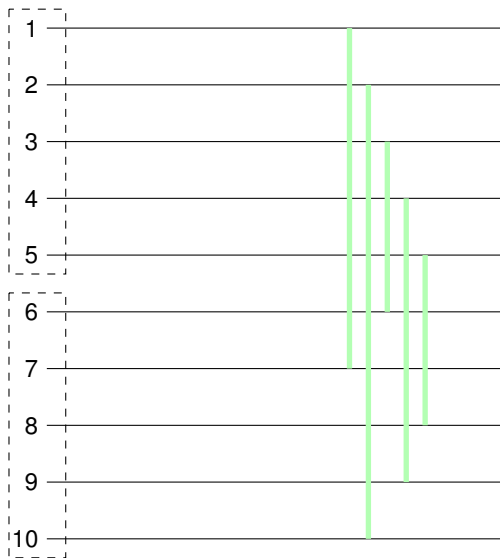
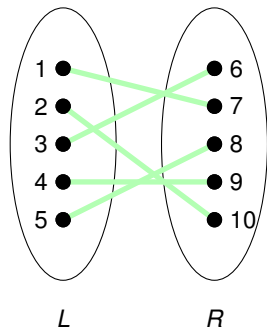
From Expanders to Approximate Halvers



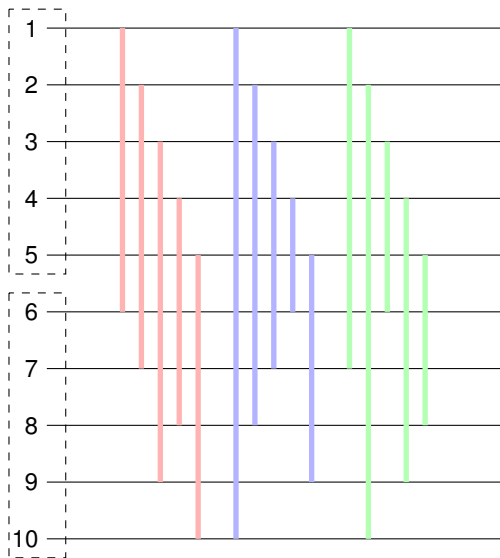
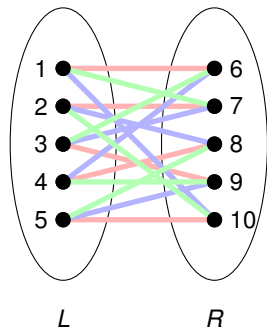
From Expanders to Approximate Halvers



From Expanders to Approximate Halvers



From Expanders to Approximate Halvers



Existence of Approximate Halvers (non-examinable)

Proof:

- X := keys with the k smallest inputs
- Y := wires in lower half with k smallest outputs
- For every $u \in N(Y)$: \exists comparat. (u, v) , $v \in Y$
- Let u_t, v_t be their keys after the comparator
Let u_d, v_d be their keys at the output (note $v_d \in X$)
- Further: $u_d \leq u_t \leq v_t \leq v_d \Rightarrow u_d \in X$
- Since u was arbitrary:

$$|Y| + |N(Y)| \leq k.$$

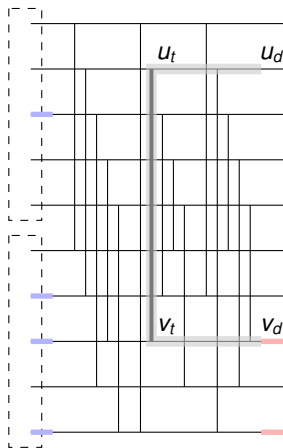
- Since G is a bipartite (n, d, μ) -expander:

$$\begin{aligned} |Y| + |N(Y)| &> |Y| + \min\{\mu|Y|, n/2 - |Y|\} \\ &= \min\{(1 + \mu)|Y|, n/2\}. \end{aligned}$$

- Combining the two bounds above yields:

$$(1 + \mu)|Y| \leq k.$$

- Same argument \Rightarrow at most $\epsilon \cdot k$,
 $\epsilon := 1/(\mu + 1)$, of the k largest input keys are
placed in $b_1, \dots, b_{n/2}$. \square



- typical application of expander graphs in parallel algorithms
- Much more work needed to construct the AKS sorting network





Donald E. Knuth (Stanford)

“Batcher’s method is much better, unless n exceeds the total memory capacity of all computers on earth!”



Richard J. Lipton (Georgia Tech)

*“The AKS sorting network is **galactic**: it needs that n be larger than 2^{78} or so to finally be smaller than Batcher’s network for n items.”*



Siblings of Sorting Network

Sorting Networks

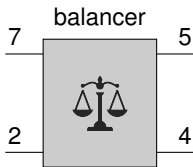
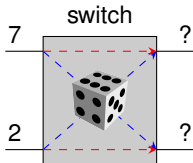
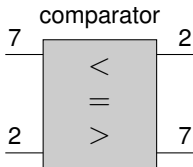
- sorts any input of size n
- special case of Comparison Networks

Switching (Shuffling) Networks

- creates a random permutation of n items
- special case of Permutation Networks

Counting Networks

- balances any stream of tokens over n wires
- special case of Balancing Networks



Outline

Outline of this Course

Some Highlights

Introduction to Sorting Networks

Batcher's Sorting Network

Counting Networks



Counting Network

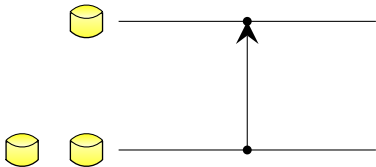
Distributed Counting

Processors collectively assign successive values from a given range.

Values could represent addresses in memories or destinations on an interconnection network

Balancing Networks

- constructed in a similar manner like [sorting networks](#)
- instead of comparators, consists of [balancers](#)
- [balancers](#) are [asynchronous](#) flip-flops that forward tokens from its inputs to one of its two outputs alternately (top, bottom, top, . . .)



Counting Network

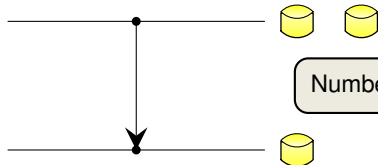
Distributed Counting

Processors collectively assign successive values from a given range.

Values could represent addresses in memories or destinations on an interconnection network

Balancing Networks

- constructed in a similar manner like [sorting networks](#)
- instead of comparators, consists of [balancers](#)
- [balancers](#) are [asynchronous](#) flip-flops that forward tokens from its inputs to one of its two outputs alternately (top, bottom, top, . . .)



Number of tokens differs by at most one



Counting Network (Formal Definition)

1. Let x_1, x_2, \dots, x_n be the number of tokens (ever received) on the designated input wires
2. Let y_1, y_2, \dots, y_n be the number of tokens (ever received) on the designated output wires
3. In a **quiescent state**: $\sum_{i=1}^n x_i = \sum_{i=1}^n y_i$
4. A counting network is a balancing network with the **step-property**:

$$0 \leq y_i - y_j \leq 1 \text{ for any } i < j.$$

Bitonic Counting Network: Take Batcher's Sorting Network and replace each comparator by a balancer.



Correctness of the Bitonic Counting Network (non-examinable)

Facts

Let x_1, \dots, x_n and y_1, \dots, y_n have the step property. Then:

1. We have $\sum_{i=1}^{n/2} x_{2i-1} = \lceil \frac{1}{2} \sum_{i=1}^n x_i \rceil$, and $\sum_{i=1}^{n/2} x_{2i} = \lfloor \frac{1}{2} \sum_{i=1}^n x_i \rfloor$
2. If $\sum_{i=1}^n x_i = \sum_{i=1}^n y_i$, then $x_i = y_i$ for $i = 1, \dots, n$.
3. If $\sum_{i=1}^n x_i = \sum_{i=1}^n y_i + 1$, then $\exists! j = 1, 2, \dots, n$ with $x_j = y_j + 1$ and $x_i = y_i$ for $j \neq i$.

Key Lemma

Consider a **MERGER**[n]. Then if the inputs $x_1, \dots, x_{n/2}$ and $x_{n/2+1}, \dots, x_n$ have the step property, then so does the output y_1, \dots, y_n .

Proof (by induction on n being a power of 2)

- Case $n = 2$ is clear, since **MERGER**[2] is a single balancer

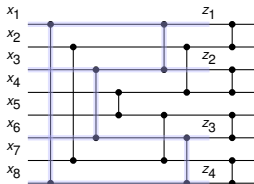


Correctness of the Bitonic Counting Network (non-examinable)

Facts

Let x_1, \dots, x_n and y_1, \dots, y_n have the step property. Then:

1. We have $\sum_{i=1}^{n/2} x_{2i-1} = \lceil \frac{1}{2} \sum_{i=1}^n x_i \rceil$, and $\sum_{i=1}^{n/2} x_{2i} = \lfloor \frac{1}{2} \sum_{i=1}^n x_i \rfloor$
2. If $\sum_{i=1}^n x_i = \sum_{i=1}^n y_i$, then $x_i = y_i$ for $i = 1, \dots, n$.
3. If $\sum_{i=1}^n x_i = \sum_{i=1}^n y_i + 1$, then $\exists! j = 1, 2, \dots, n$ with $x_j = y_j + 1$ and $x_i = y_i$ for $j \neq i$.



Proof (by induction on n being a power of 2)

- Case $n = 2$ is clear, since $\text{MERGER}[2]$ is a single balancer
- $n > 2$: Let $z_1, \dots, z_{n/2}$ and $z'_1, \dots, z'_{n/2}$ be the outputs of the $\text{MERGER}[n/2]$ subnetworks

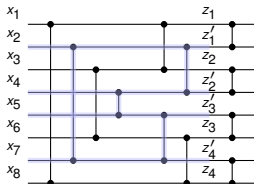


Correctness of the Bitonic Counting Network (non-examinable)

Facts

Let x_1, \dots, x_n and y_1, \dots, y_n have the step property. Then:

1. We have $\sum_{i=1}^{n/2} x_{2i-1} = \lceil \frac{1}{2} \sum_{i=1}^n x_i \rceil$, and $\sum_{i=1}^{n/2} x_{2i} = \lfloor \frac{1}{2} \sum_{i=1}^n x_i \rfloor$
2. If $\sum_{i=1}^n x_i = \sum_{i=1}^n y_i$, then $x_i = y_i$ for $i = 1, \dots, n$.
3. If $\sum_{i=1}^n x_i = \sum_{i=1}^n y_i + 1$, then $\exists! j = 1, 2, \dots, n$ with $x_j = y_j + 1$ and $x_i = y_i$ for $j \neq i$.



Proof (by induction on n being a power of 2)

- Case $n = 2$ is clear, since $\text{MERGER}[2]$ is a single balancer
- $n > 2$: Let $z_1, \dots, z_{n/2}$ and $z'_1, \dots, z'_{n/2}$ be the outputs of the $\text{MERGER}[n/2]$ subnetworks

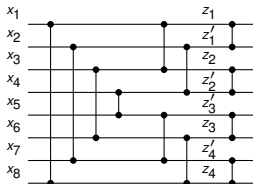


Correctness of the Bitonic Counting Network (non-examinable)

Facts

Let x_1, \dots, x_n and y_1, \dots, y_n have the step property. Then:

1. We have $\sum_{i=1}^{n/2} x_{2i-1} = \lceil \frac{1}{2} \sum_{i=1}^n x_i \rceil$, and $\sum_{i=1}^{n/2} x_{2i} = \lfloor \frac{1}{2} \sum_{i=1}^n x_i \rfloor$
2. If $\sum_{i=1}^n x_i = \sum_{i=1}^n y_i$, then $x_i = y_i$ for $i = 1, \dots, n$.
3. If $\sum_{i=1}^n x_i = \sum_{i=1}^n y_i + 1$, then $\exists! j = 1, 2, \dots, n$ with $x_j = y_j + 1$ and $x_i = y_i$ for $j \neq i$.

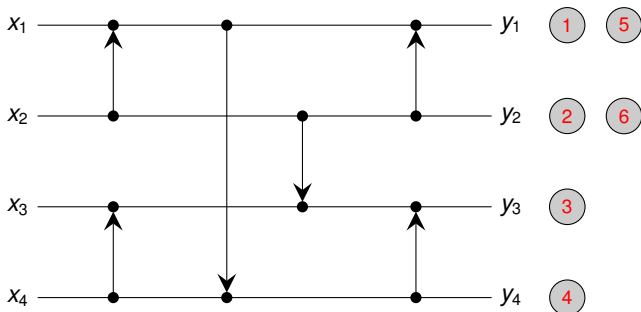


Proof (by induction on n being a power of 2)

- Case $n = 2$ is clear, since $\text{MERGER}[2]$ is a single balancer
- $n > 2$: Let $z_1, \dots, z_{n/2}$ and $z'_1, \dots, z'_{n/2}$ be the outputs of the $\text{MERGER}[n/2]$ subnetworks
- IH $\Rightarrow z_1, \dots, z_{n/2}$ and $z'_1, \dots, z'_{n/2}$ have the step property
- Let $Z := \sum_{i=1}^{n/2} z_i$ and $Z' := \sum_{i=1}^{n/2} z'_i$
- Claim: $|Z - Z'| \leq 1$ (since $Z' = \lfloor \frac{1}{2} \sum_{i=1}^{n/2} x_i \rfloor + \lceil \frac{1}{2} \sum_{i=n/2+1}^n x_i \rceil$)
- Case 1: If $Z = Z'$, then F2 implies the output of $\text{MERGER}[n]$ is $y_i = z_{1+\lfloor (i-1)/2 \rfloor}$ ✓
- Case 2: If $|Z - Z'| = 1$, F3 implies $z_i = z'_i$ for $i = 1, \dots, n/2$ except a unique j with $z_j \neq z'_j$.
Balancer between z_j and z'_j will ensure that the step property holds.



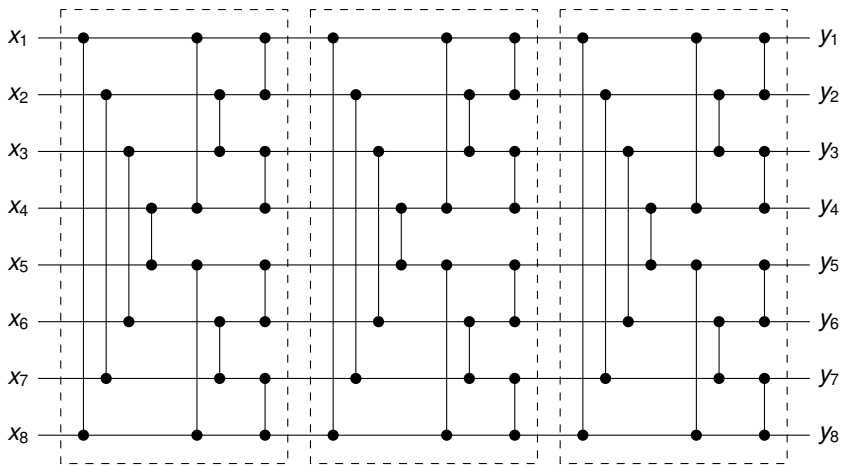
Bitonic Counting Network in Action (Asynchronous Execution)



Counting can be done as follows:
Add **local counter** to each output wire i , to assign consecutive numbers $i, i + n, i + 2 \cdot n, \dots$



A Periodic Counting Network [Aspnes, Herlihy, Shavit, JACM 1994]



Consists of $\log n$ $\text{BLOCK}[n]$ networks each of which has depth $\log n$



From Counting to Sorting

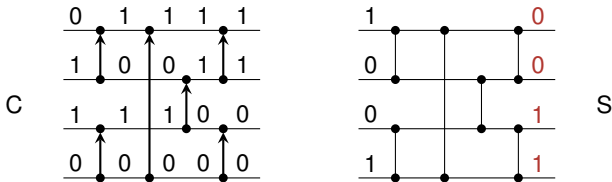
The converse is not true!

Counting vs. Sorting

If a network is a counting network, then it is also a sorting network.

Proof.

- Let C be a counting network, and S be the **corresponding** sorting network
- Consider an input sequence $a_1, a_2, \dots, a_n \in \{0, 1\}^n$ to S
- Define an input $x_1, x_2, \dots, x_n \in \{0, 1\}^n$ to C by $x_i = 1$ iff $a_i = 0$.
- C is a counting network \Rightarrow all ones will be routed to the lower wires
- S corresponds to $C \Rightarrow$ all zeros will be routed to the lower wires
- By the **Zero-One Principle**, S is a sorting network. □



II. Matrix Multiplication

Thomas Sauerwald

Easter 2018



UNIVERSITY OF
CAMBRIDGE

Outline

Introduction

Serial Matrix Multiplication

Digression: Multithreading

Multithreaded Matrix Multiplication



Matrix Multiplication

Remember: If $A = (a_{ij})$ and $B = (b_{ij})$ are square $n \times n$ matrices, then the matrix product $C = A \cdot B$ is defined by

$$c_{ij} = \sum_{k=1}^n a_{ik} \cdot b_{kj} \quad \forall i, j = 1, 2, \dots, n.$$

SQUARE-MATRIX-MULTIPLY(A, B)

```
1   $n = A.rows$ 
2  let  $C$  be a new  $n \times n$  matrix
3  for  $i = 1$  to  $n$ 
4      for  $j = 1$  to  $n$ 
5           $c_{ij} = 0$ 
6          for  $k = 1$  to  $n$ 
7               $c_{ij} = c_{ij} + a_{ik} \cdot b_{kj}$ 
8  return  $C$ 
```

This definition suggests that $n^2 \cdot n = n^3$ arithmetic operations are necessary.

SQUARE-MATRIX-MULTIPLY(A, B) takes time $\Theta(n^3)$.



Outline

Introduction

Serial Matrix Multiplication

Digression: Multithreading

Multithreaded Matrix Multiplication



Divide & Conquer: First Approach

Assumption: n is always an exact power of 2.

Divide & Conquer:

Partition A , B , and C into four $n/2 \times n/2$ matrices:

$$A = \begin{pmatrix} A_{11} & A_{12} \\ A_{21} & A_{22} \end{pmatrix}, \quad B = \begin{pmatrix} B_{11} & B_{12} \\ B_{21} & B_{22} \end{pmatrix}, \quad C = \begin{pmatrix} C_{11} & C_{12} \\ C_{21} & C_{22} \end{pmatrix}.$$

Hence the equation $C = A \cdot B$ becomes:

$$\begin{pmatrix} C_{11} & C_{12} \\ C_{21} & C_{22} \end{pmatrix} = \begin{pmatrix} A_{11} & A_{12} \\ A_{21} & A_{22} \end{pmatrix} \cdot \begin{pmatrix} B_{11} & B_{12} \\ B_{21} & B_{22} \end{pmatrix}$$

This corresponds to the four equations:

$$C_{11} = A_{11} \cdot B_{11} + A_{12} \cdot B_{21}$$

$$C_{12} = A_{11} \cdot B_{12} + A_{12} \cdot B_{22}$$

$$C_{21} = A_{21} \cdot B_{11} + A_{22} \cdot B_{21}$$

$$C_{22} = A_{21} \cdot B_{12} + A_{22} \cdot B_{22}$$

Each equation specifies two **multiplications** of $n/2 \times n/2$ matrices and the **addition** of their products.



Divide & Conquer: First Approach (Pseudocode)

SQUARE-MATRIX-MULTIPLY-RECURSIVE(A, B)

```
1   $n = A.rows$ 
2  let  $C$  be a new  $n \times n$  matrix
3  if  $n == 1$ 
4       $c_{11} = a_{11} \cdot b_{11}$ 
5  else partition  $A, B$ , and  $C$  as in equations (4.9)
6       $C_{11} = \text{SQUARE-MATRIX-MULTIPLY-RECURSIVE}(A_{11}, B_{11})$ 
           +  $\text{SQUARE-MATRIX-MULTIPLY-RECURSIVE}(A_{12}, B_{21})$ 
7       $C_{12} = \text{SQUARE-MATRIX-MULTIPLY-RECURSIVE}(A_{11}, B_{12})$ 
           +  $\text{SQUARE-MATRIX-MULTIPLY-RECURSIVE}(A_{12}, B_{22})$ 
8       $C_{21} = \text{SQUARE-MATRIX-MULTIPLY-RECURSIVE}(A_{21}, B_{11})$ 
           +  $\text{SQUARE-MATRIX-MULTIPLY-RECURSIVE}(A_{22}, B_{21})$ 
9       $C_{22} = \text{SQUARE-MATRIX-MULTIPLY-RECURSIVE}(A_{21}, B_{12})$ 
           +  $\text{SQUARE-MATRIX-MULTIPLY-RECURSIVE}(A_{22}, B_{22})$ 
10 return  $C$ 
```

Line 5: Handle submatrices implicitly through index calculations instead of creating them.

Let $T(n)$ be the runtime of this procedure. Then:

$$T(n) = \begin{cases} \Theta(1) & \text{if } n = 1, \\ 8 \cdot T(n/2) + \Theta(n^2) & \text{if } n > 1. \end{cases}$$

Solution: $T(n) = \Theta(8^{\log_2 n}) = \Theta(n^3)$

No improvement over the naive algorithm!



Divide & Conquer: Second Approach

Idea: Make the recursion tree less bushy by performing only **7** recursive multiplications of $n/2 \times n/2$ matrices.

Strassen's Algorithm (1969)

1. Partition each of the matrices into four $n/2 \times n/2$ submatrices
2. Create 10 matrices S_1, S_2, \dots, S_{10} . Each is $n/2 \times n/2$ and is the **sum or difference** of two matrices created in the previous step.
3. Recursively compute **7 matrix products** P_1, P_2, \dots, P_7 , each $n/2 \times n/2$
4. Compute $n/2 \times n/2$ submatrices of C by **adding and subtracting** various combinations of the P_i .

Time for steps 1,2,4: $\Theta(n^2)$, hence $T(n) = 7 \cdot T(n/2) + \Theta(n^2) \Rightarrow T(n) = \Theta(n^{\log 7})$.



Solving the Recursion

$$T(n) = 7 \cdot T(n/2) + c \cdot n^2$$



Details of Strassen's Algorithm

The 10 Submatrices and 7 Products

$$P_1 = A_{11} \cdot S_1 = A_{11} \cdot (B_{12} - B_{22})$$

$$P_2 = S_2 \cdot B_{22} = (A_{11} + A_{12}) \cdot B_{22}$$

$$P_3 = S_3 \cdot B_{11} = (A_{21} + A_{22}) \cdot B_{11}$$

$$P_4 = A_{22} \cdot S_4 = A_{22} \cdot (B_{21} - B_{11})$$

$$P_5 = S_5 \cdot S_6 = (A_{11} + A_{22}) \cdot (B_{11} + B_{22})$$

$$P_6 = S_7 \cdot S_8 = (A_{12} - A_{22}) \cdot (B_{21} + B_{22})$$

$$P_7 = S_9 \cdot S_{10} = (A_{11} - A_{21}) \cdot (B_{11} + B_{12})$$

Claim

$$\begin{pmatrix} A_{11}B_{11} + A_{12}B_{21} & A_{11}B_{12} + A_{12}B_{21} \\ A_{21}B_{11} + A_{22}B_{21} & A_{21}B_{12} + A_{22}B_{22} \end{pmatrix} = \begin{pmatrix} P_5 + P_4 - P_2 + P_6 & P_1 + P_2 \\ P_3 + P_4 & P_5 + P_1 - P_3 - P_7 \end{pmatrix}$$

Proof:

$$\begin{aligned} P_5 + P_4 - P_2 + P_6 &= A_{11}B_{11} + \cancel{A_{11}B_{22}} + \cancel{A_{22}B_{11}} + \cancel{A_{22}B_{22}} + \cancel{A_{22}B_{21}} - \cancel{A_{22}B_{11}} \\ &\quad - \cancel{A_{11}B_{22}} - \cancel{A_{12}B_{22}} + A_{12}B_{21} + \cancel{A_{12}B_{22}} - \cancel{A_{22}B_{21}} - \cancel{A_{22}B_{22}} \\ &= A_{11}B_{11} + A_{12}B_{21} \end{aligned} \quad \square$$



Open Problem: Is there an algorithm with quadratic complexity?

Asymptotic Complexities:

- $O(n^3)$, naive approach
- $O(n^{2.808})$, Strassen (1969)
- $O(n^{2.796})$, Pan (1978)
- $O(n^{2.522})$, Schönhage (1981)
- $O(n^{2.517})$, Romani (1982)
- $O(n^{2.496})$, Coppersmith and Winograd (1982)
- $O(n^{2.479})$, Strassen (1986)
- $O(n^{2.376})$, Coppersmith and Winograd (1989)
- $O(n^{2.374})$, Stothers (2010)
- $O(n^{2.3728642})$, V. Williams (2011)
- $O(n^{2.3728639})$, Le Gall (2014)
- ...



Outline

Introduction

Serial Matrix Multiplication

Digression: Multithreading

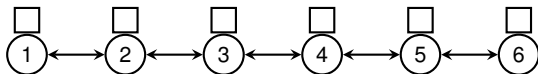
Multithreaded Matrix Multiplication



Memory Models

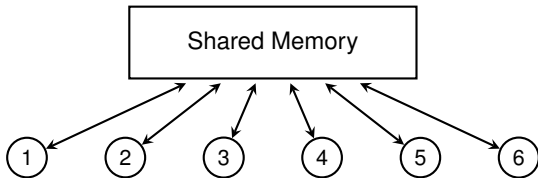
Distributed Memory

- Each processor has its private memory
- Access to memory of another processor via messages



Shared Memory

- Central location of memory
- Each processor has direct access



Dynamic Multithreading

- Programming shared-memory parallel computer difficult
- Use **concurrency platform** which coordinates all resources

Scheduling jobs, communication protocols, load balancing etc.

Functionalities:

- **spawn**
 - (optional) prefix to a procedure call statement
 - procedure is executed in a separate thread
- **sync**
 - wait until all spawned threads are done
- **parallel**
 - (optional) prefix to the standard loop **for**
 - each iteration is called in its own thread

Only logical parallelism, but not actual!
Need a **scheduler** to map threads to processors.



Computing Fibonacci Numbers in Parallel (Fig. 27.2)

- Without **spawn** and **sync** same pseudocode as before
- **spawn** does not imply parallel execution (depends on scheduler)

```
0: P-FIB(n)
1:   if n<=1 return n
2:   else x=spawn P-FIB(n-1)
3:         y=P-FIB(n-2)
4:         sync
5:         return x+y
```



Computing Fibonacci Numbers in Parallel (Fig. 27.2)

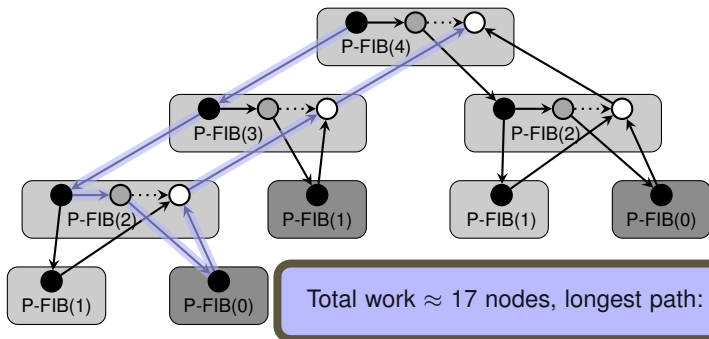
Computation Dag $G = (V, E)$

- V set of threads (instructions/strands **without parallel control**)
- E set of dependencies

```
0: P-FIB(n)
1:   if n<=1 return n
2:   else x=spawn P-FIB(n-1)
3:         y=P-FIB(n-2)
4:         sync
5:         return x+y
```



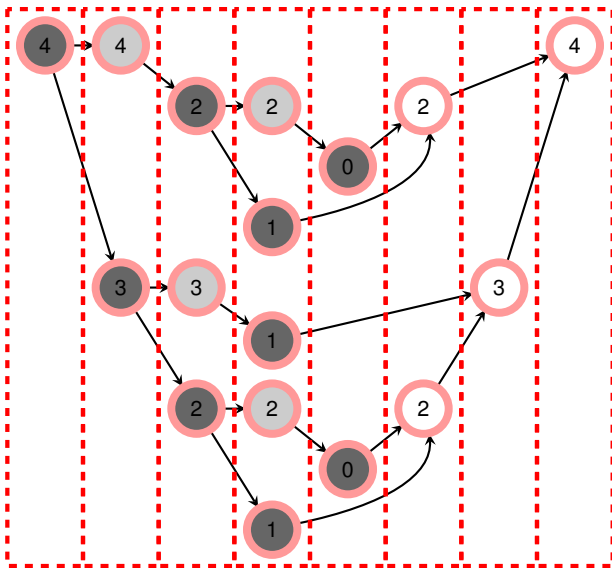
Computing Fibonacci Numbers in Parallel (Fig. 27.2)



```
0: P-FIB(n)
1:   if n<=1 return n
2:   else x=spawn P-FIB(n-1)
3:       y=P-FIB(n-2)
4:       sync
5:       return x+y
```



Computing Fibonacci Numbers in Parallel (DAG Perspective)

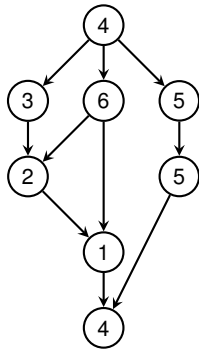


Performance Measures

Work

Total time to execute everything on a single processor.

$$\Sigma = 30$$



Performance Measures

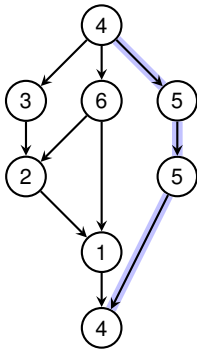
Work

Total time to execute everything on a single processor.

Span

Longest time to execute the threads along any path.

$$\Sigma = 18$$



Work Law and Span Law

- $T_1 = \text{work}$, $T_\infty = \text{span}$
- $P = \text{number of (identical) processors}$
- $T_P = \text{running time on } P \text{ processors}$

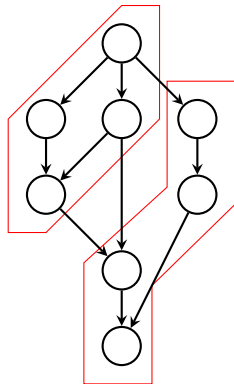
Running time actually also depends on scheduler etc.!

Work Law

$$T_P \geq \frac{T_1}{P}$$

Time on P processors can't be shorter than if all work all time

$$T_1 = 8, P = 2$$



Work Law and Span Law

- $T_1 = \text{work}$, $T_\infty = \text{span}$
- $P = \text{number of (identical) processors}$
- $T_P = \text{running time on } P \text{ processors}$

Running time actually also depends on scheduler etc.!

Work Law

$$T_P \geq \frac{T_1}{P}$$

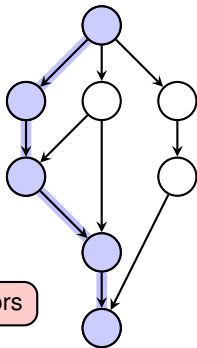
Time on P processors can't be shorter than if all work all time

Span Law

$$T_P \geq T_\infty$$

Time on P processors can't be shorter than time on ∞ processors

$$T_\infty = 5$$



Outline

Introduction

Serial Matrix Multiplication

Digression: Multithreading

Multithreaded Matrix Multiplication



Warmup: Matrix Vector Multiplication

Remember: Multiplying an $n \times n$ matrix $A = (a_{ij})$ and n -vector $x = (x_j)$ yields an n -vector $y = (y_i)$ given by

$$y_i = \sum_{j=1}^n a_{ij}x_j \quad \text{for } i = 1, 2, \dots, n.$$

MAT-VEC(A, x)

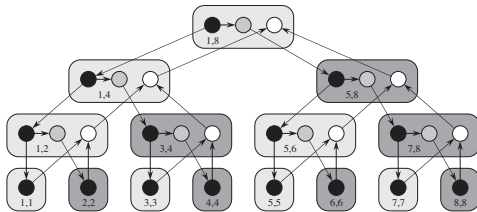
```
1   $n = A.rows$ 
2  let  $y$  be a new vector of length  $n$ 
3  parallel for  $i = 1$  to  $n$ 
4       $y_i = 0$ 
5  parallel for  $i = 1$  to  $n$ 
6      for  $j = 1$  to  $n$ 
7           $y_i = y_i + a_{ij}x_j$ 
8  return  $y$ 
```

The **parallel for**-loops can be used since different entries of y can be computed concurrently.

How can a compiler implement the **parallel for**-loop?



Implementing parallel for based on Divide-and-Conquer



MAT-VEC-MAIN-LOOP(A, x, y, n, i, i')

```
1 if  $i == i'$ 
2   for  $j = 1$  to  $n$ 
3      $y_i = y_i + a_{ij}x_j$ 
4 else  $mid = \lfloor (i + i')/2 \rfloor$ 
5   spawn MAT-VEC-MAIN-LOOP( $A, x, y, n, i, mid$ )
6   MAT-VEC-MAIN-LOOP( $A, x, y, n, mid + 1, i'$ )
7   sync
```

MAT-VEC(A, x)

```
1  $n = A.rows$ 
2 let  $y$  be a new vector of length  $n$ 
3 parallel for  $i = 1$  to  $n$ 
4    $y_i = 0$ 
5 parallel for  $i = 1$  to  $n$ 
6   for  $j = 1$  to  $n$ 
7      $y_i = y_i + a_{ij}x_j$ 
8 return  $y$ 
```

$$T_1(n) = \Theta(n^2)$$

Work is equal to running time of its serialization; overhead of recursive spawning does not change asymptotically.

$$T_\infty(n) = \Theta(\log n) + \max_{1 \leq i \leq n} \text{iter}(n) \\ = \Theta(n).$$

Span is the depth of recursive callings plus the maximum span of any of the n iterations.



Naive Algorithm in Parallel

P-SQUARE-MATRIX-MULTIPLY(A, B)

```
1   $n = A.rows$ 
2  let  $C$  be a new  $n \times n$  matrix
3  parallel for  $i = 1$  to  $n$ 
4      parallel for  $j = 1$  to  $n$ 
5           $c_{ij} = 0$ 
6          for  $k = 1$  to  $n$ 
7               $c_{ij} = c_{ij} + a_{ik} \cdot b_{kj}$ 
8  return  $C$ 
```

With a more careful implementation,
 $T_\infty(n) = O(\log n)$ (CLRS, Exercise 27.2-3)

P-SQUARE-MATRIX-MULTIPLY(A, B) has work $T_1(n) = \Theta(n^3)$ and span $T_\infty(n) = \Theta(n)$.

The first two nested for-loops parallelise perfectly.



The Simple Divide&Conquer Approach in Parallel

P-MATRIX-MULTIPLY-RECURSIVE(C, A, B)

```
1   $n = A.rows$ 
2  if  $n == 1$ 
3       $c_{11} = a_{11}b_{11}$ 
4  else let  $T$  be a new  $n \times n$  matrix
5      partition  $A, B, C$ , and  $T$  into  $n/2 \times n/2$  submatrices
           $A_{11}, A_{12}, A_{21}, A_{22}; B_{11}, B_{12}, B_{21}, B_{22}; C_{11}, C_{12}, C_{21}, C_{22};$ 
          and  $T_{11}, T_{12}, T_{21}, T_{22};$  respectively
6      spawn P-MATRIX-MULTIPLY-RECURSIVE( $C_{11}, A_{11}, B_{11}$ )
7      spawn P-MATRIX-MULTIPLY-RECURSIVE( $C_{12}, A_{11}, B_{12}$ )
8      spawn P-MATRIX-MULTIPLY-RECURSIVE( $C_{21}, A_{21}, B_{11}$ )
9      spawn P-MATRIX-MULTIPLY-RECURSIVE( $C_{22}, A_{21}, B_{12}$ )
10     spawn P-MATRIX-MULTIPLY-RECURSIVE( $T_{11}, A_{12}, B_{21}$ )
11     spawn P-MATRIX-MULTIPLY-RECURSIVE( $T_{12}, A_{12}, B_{22}$ )
12     spawn P-MATRIX-MULTIPLY-RECURSIVE( $T_{21}, A_{22}, B_{21}$ )
13     P-MATRIX-MULTIPLY-RECURSIVE( $T_{22}, A_{22}, B_{22}$ )
14     sync
15     parallel for  $i = 1$  to  $n$ 
16         parallel for  $j = 1$  to  $n$ 
17              $c_{ij} = c_{ij} + t_{ij}$ 
```

The same as before.

P-MATRIX-MULTIPLY-RECURSIVE has work $T_1(n) = \Theta(n^3)$ and span $T_\infty(n) = \Theta(\log^2 n)$.

$$T_\infty(n) = T_\infty(n/2) + \Theta(\log n)$$



Strassen's Algorithm in Parallel

Strassen's Algorithm (parallelised)

1. Partition each of the matrices into four $n/2 \times n/2$ submatrices

This step takes $\Theta(1)$ work and span by index calculations.

2. Create 10 matrices S_1, S_2, \dots, S_{10} . Each is $n/2 \times n/2$ and is the sum or difference of two matrices created in the previous step.

Can create all 10 matrices with $\Theta(n^2)$ work and $\Theta(\log n)$ span using doubly nested **parallel for** loops.

3. Recursively compute 7 matrix products P_1, P_2, \dots, P_7 , each $n/2 \times n/2$

Recursively **spawn** the computation of the seven products.

4. Compute $n/2 \times n/2$ submatrices of C by adding and subtracting various combinations of the P_i .

Using doubly nested **parallel for** this takes $\Theta(n^2)$ work and $\Theta(\log n)$ span.

$$T_1(n) = \Theta(n^{\log 7})$$
$$T_\infty(n) = \Theta(\log^2 n)$$



III. Linear Programming

Thomas Sauerwald

Easter 2018



UNIVERSITY OF
CAMBRIDGE

Outline

Introduction

Standard and Slack Forms

Formulating Problems as Linear Programs

Simplex Algorithm

Finding an Initial Solution



Linear Programming (informal definition)

- maximize or minimize an objective, given limited resources and competing constraint
- constraints are specified as (in)equalities

Example: Political Advertising

- Imagine you are a politician trying to win an election
- Your district has three different types of areas: Urban, suburban and rural, each with, respectively, 100,000, 200,000 and 50,000 registered voters
- **Aim:** at least half of the registered voters in each of the three regions should vote for you
- **Possible Actions:** Advertise on one of the primary issues which are (i) building more roads, (ii) gun control, (iii) farm subsidies and (iv) a gasoline tax dedicated to improve public transit.



Political Advertising Continued

policy	urban	suburban	rural
build roads	-2	5	3
gun control	8	2	-5
farm subsidies	0	0	10
gasoline tax	10	0	-2

The effects of policies on voters. Each entry describes the number of thousands of voters who could be **won** (**lost**) over by spending \$1,000 on advertising support of a policy on a particular issue.

- Possible Solution:
 - \$20,000 on advertising to building roads
 - \$0 on advertising to gun control
 - \$4,000 on advertising to farm subsidies
 - \$9,000 on advertising to a gasoline tax
- Total cost: \$33,000

What is the best possible strategy?



Towards a Linear Program

policy	urban	suburban	rural
build roads	-2	5	3
gun control	8	2	-5
farm subsidies	0	0	10
gasoline tax	10	0	-2

The effects of policies on voters. Each entry describes the number of thousands of voters who could be **won (lost)** over by spending \$1,000 on advertising support of a policy on a particular issue.

- x_1 = number of thousands of dollars spent on advertising on building roads
- x_2 = number of thousands of dollars spent on advertising on gun control
- x_3 = number of thousands of dollars spent on advertising on farm subsidies
- x_4 = number of thousands of dollars spent on advertising on gasoline tax

Constraints:

- $-2x_1 + 8x_2 + 0x_3 + 10x_4 \geq 50$
- $5x_1 + 2x_2 + 0x_3 + 0x_4 \geq 100$
- $3x_1 - 5x_2 + 10x_3 - 2x_4 \geq 25$

Objective: Minimize $x_1 + x_2 + x_3 + x_4$



The Linear Program

Linear Program for the Advertising Problem

$$\begin{array}{llllllll} \text{minimize} & x_1 & + & x_2 & + & x_3 & + & x_4 \\ \text{subject to} & & & & & & & \\ & -2x_1 & + & 8x_2 & + & 0x_3 & + & 10x_4 & \geq & 50 \\ & 5x_1 & + & 2x_2 & + & 0x_3 & + & 0x_4 & \geq & 100 \\ & 3x_1 & - & 5x_2 & + & 10x_3 & - & 2x_4 & \geq & 25 \\ & & & & & & & & & x_1, x_2, x_3, x_4 \geq 0 \end{array}$$

The solution of this linear program yields the optimal advertising strategy.

Formal Definition of Linear Program

- Given a_1, a_2, \dots, a_n and a set of variables x_1, x_2, \dots, x_n , a **linear function** f is defined by

$$f(x_1, x_2, \dots, x_n) = a_1x_1 + a_2x_2 + \dots + a_nx_n.$$

- Linear Equality:** $f(x_1, x_2, \dots, x_n) = b$
- Linear Inequality:** $f(x_1, x_2, \dots, x_n) \geq b$ or $f(x_1, x_2, \dots, x_n) \leq b$
- Linear-Programming Problem:** either minimize or maximize a linear function subject to a set of linear constraints

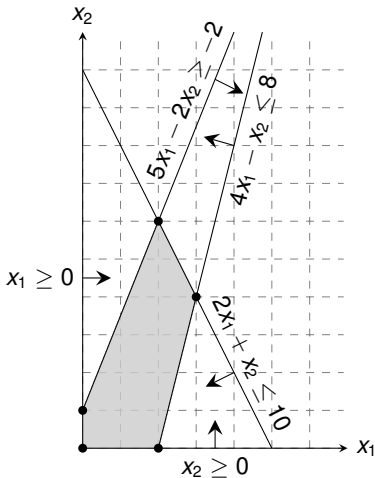
Linear Constraints



A Small(er) Example

$$\begin{array}{llllll} \text{maximize} & x_1 & + & x_2 & & \\ \text{subject to} & & & & & \\ & 4x_1 & - & x_2 & \leq & 8 \\ & 2x_1 & + & x_2 & \leq & 10 \\ & 5x_1 & - & 2x_2 & \leq & -2 \\ & x_1, x_2 & & & \geq & 0 \end{array}$$

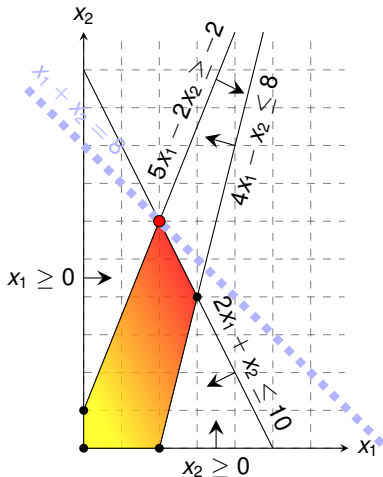
Any setting of x_1 and x_2 satisfying all constraints is a feasible solution



A Small(er) Example

$$\begin{array}{llllll} \text{maximize} & x_1 & + & x_2 & & \\ \text{subject to} & & & & & \\ & 4x_1 & - & x_2 & \leq & 8 \\ & 2x_1 & + & x_2 & \leq & 10 \\ & 5x_1 & - & 2x_2 & \geq & -2 \\ & x_1, x_2 & & & \geq & 0 \end{array}$$

Graphical Procedure: Move the line $x_1 + x_2 = z$ as far up as possible.



While the same approach also works for higher-dimensions, we need to take a more systematic and algebraic procedure.



Outline

Introduction

Standard and Slack Forms

Formulating Problems as Linear Programs

Simplex Algorithm

Finding an Initial Solution



Standard and Slack Forms

Standard Form

maximize $\sum_{j=1}^n c_j x_j$ Objective Function

subject to

$n + m$ Constraints $\left\{ \begin{array}{l} \sum_{j=1}^n a_{ij} x_j \leq b_i \quad \text{for } i = 1, 2, \dots, m \\ x_j \geq 0 \quad \text{for } j = 1, 2, \dots, n \end{array} \right.$

Non-Negativity Constraints

Standard Form (Matrix-Vector-Notation)

maximize $c^T x$ Inner product of two vectors

subject to

$Ax \leq b$ Matrix-vector product
 $x \geq 0$



Converting Linear Programs into Standard Form

Reasons for a LP not being in standard form:

1. The objective might be a **minimization** rather than **maximization**.
2. There might be variables without **nonnegativity constraints**.
3. There might be **equality constraints**.
4. There might be **inequality constraints** (with \geq instead of \leq).

Goal: Convert linear program into an **equivalent** program which is in standard form

Equivalence: a correspondence (not necessarily a bijection) between solutions so that their objective values are identical.

When switching from maximization to minimization, sign of objective value changes.



Converting into Standard Form (1/5)

Reasons for a LP not being in standard form:

1. The objective might be a **minimization** rather than **maximization**.

$$\text{minimize } -2x_1 + 3x_2$$

subject to

$$x_1 + x_2 = 7$$

$$x_1 - 2x_2 \leq 4$$

$$x_1 \geq 0$$



Negate objective function

$$\text{maximize } 2x_1 - 3x_2$$

subject to

$$x_1 + x_2 = 7$$

$$x_1 - 2x_2 \leq 4$$

$$x_1 \geq 0$$



Converting into Standard Form (2/5)

Reasons for a LP not being in standard form:

2. There might be variables without nonnegativity constraints.

maximize
subject to

$$2x_1 - 3x_2$$

$$x_1 + x_2 = 7$$

$$x_1 - 2x_2 \leq 4$$

$$x_1 \geq 0$$



Replace x_2 by two non-negative variables x_2' and x_2''

maximize
subject to

$$2x_1 - 3x_2' + 3x_2''$$

$$x_1 + x_2' - x_2'' = 7$$

$$x_1 - 2x_2' + 2x_2'' \leq 4$$

$$x_1, x_2', x_2'' \geq 0$$



Converting into Standard Form (3/5)

Reasons for a LP not being in standard form:

3. There might be equality constraints.

$$\begin{array}{ll} \text{maximize} & 2x_1 - 3x_2' + 3x_2'' \\ \text{subject to} & \\ & x_1 + x_2' - x_2'' = 7 \\ & x_1 - 2x_2' + 2x_2'' \leq 4 \\ & x_1, x_2', x_2'' \geq 0 \end{array}$$

Replace each equality by two inequalities.

$$\begin{array}{ll} \text{maximize} & 2x_1 - 3x_2' + 3x_2'' \\ \text{subject to} & \\ & x_1 + x_2' - x_2'' \leq 7 \\ & x_1 + x_2' - x_2'' \geq 7 \\ & x_1 - 2x_2' + 2x_2'' \leq 4 \\ & x_1, x_2', x_2'' \geq 0 \end{array}$$



Converting into Standard Form (4/5)

Reasons for a LP not being in standard form:

4. There might be inequality constraints (with \geq instead of \leq).

maximize
subject to

$$2x_1 - 3x_2' + 3x_2''$$

$$x_1 + x_2' - x_2'' \leq 7$$

$$x_1 + x_2' - x_2'' \geq 7$$

$$x_1 - 2x_2' + 2x_2'' \leq 4$$

$$x_1, x_2', x_2'' \geq 0$$

Negate respective inequalities.

maximize
subject to

$$2x_1 - 3x_2' + 3x_2''$$

$$x_1 + x_2' - x_2'' \leq 7$$

$$-x_1 - x_2' + x_2'' \leq -7$$

$$x_1 - 2x_2' + 2x_2'' \leq 4$$

$$x_1, x_2', x_2'' \geq 0$$



Converting into Standard Form (5/5)

Rename variable names (for consistency).

$$\begin{array}{ll} \text{maximize} & 2x_1 - 3x_2 + 3x_3 \\ \text{subject to} & \\ & x_1 + x_2 - x_3 \leq 7 \\ & -x_1 - x_2 + x_3 \leq -7 \\ & x_1 - 2x_2 + 2x_3 \leq 4 \\ & x_1, x_2, x_3 \geq 0 \end{array}$$

It is always possible to convert a linear program into standard form.



Converting Standard Form into Slack Form (1/3)

Goal: Convert **standard form** into **slack form**, where all constraints except for the non-negativity constraints are equalities.

For the **simplex algorithm**, it is more convenient to work with equality constraints.

Introducing Slack Variables

- Let $\sum_{j=1}^n a_{ij}x_j \leq b_i$ be an inequality constraint
- Introduce a **slack variable** s by

s measures the slack between the two sides of the inequality.

$$s = b_i - \sum_{j=1}^n a_{ij}x_j$$

$$s \geq 0.$$

- Denote slack variable of the i th inequality by x_{n+i}



Converting Standard Form into Slack Form (2/3)

maximize
subject to

$$\begin{array}{rccccrcr} 2x_1 & - & 3x_2 & + & 3x_3 & & \\ x_1 & + & x_2 & - & x_3 & \leq & 7 \\ -x_1 & - & x_2 & + & x_3 & \leq & -7 \\ x_1 & - & 2x_2 & + & 2x_3 & \leq & 4 \\ x_1, x_2, x_3 & & & & & \geq & 0 \end{array}$$



Introduce slack variables

maximize
subject to

$$\begin{array}{rccccccccr} & & & & 2x_1 & - & 3x_2 & + & 3x_3 & & \\ x_4 & = & 7 & - & x_1 & - & x_2 & + & x_3 & & \\ x_5 & = & -7 & + & x_1 & + & x_2 & - & x_3 & & \\ x_6 & = & 4 & - & x_1 & + & 2x_2 & - & 2x_3 & & \\ x_1, x_2, x_3, x_4, x_5, x_6 & & & & & & & & & \geq & 0 \end{array}$$



Converting Standard Form into Slack Form (3/3)

maximize
subject to

$$\begin{array}{rccccccc} & & & 2x_1 & - & 3x_2 & + & 3x_3 \\ x_4 & = & 7 & - & x_1 & - & x_2 & + & x_3 \\ x_5 & = & -7 & + & x_1 & + & x_2 & - & x_3 \\ x_6 & = & 4 & - & x_1 & + & 2x_2 & - & 2x_3 \\ & & & & x_1, x_2, x_3, x_4, x_5, x_6 & & \geq & & 0 \end{array}$$

Use variable z to denote objective function and omit the nonnegativity constraints.

$$\begin{array}{rccccccc} z & = & & 2x_1 & - & 3x_2 & + & 3x_3 \\ x_4 & = & 7 & - & x_1 & - & x_2 & + & x_3 \\ x_5 & = & -7 & + & x_1 & + & x_2 & - & x_3 \\ x_6 & = & 4 & - & x_1 & + & 2x_2 & - & 2x_3 \end{array}$$

This is called **slack form**.



Basic and Non-Basic Variables

$$\begin{array}{rcccccccc} z & = & & & 2x_1 & - & 3x_2 & + & 3x_3 \\ x_4 & = & 7 & - & x_1 & - & x_2 & + & x_3 \\ x_5 & = & -7 & + & x_1 & + & x_2 & - & x_3 \\ x_6 & = & 4 & - & x_1 & + & 2x_2 & - & 2x_3 \end{array}$$

Basic Variables: $B = \{4, 5, 6\}$

Non-Basic Variables: $N = \{1, 2, 3\}$

Slack Form (Formal Definition)

Slack form is given by a tuple (N, B, A, b, c, v) so that

$$z = v + \sum_{j \in N} c_j x_j$$

$$x_i = b_i - \sum_{j \in N} a_{ij} x_j \quad \text{for } i \in B,$$

and all variables are non-negative.

Variables/Coefficients on the right hand side are indexed by B and N .



Slack Form (Example)

$$\begin{aligned}z &= 28 - \frac{x_3}{6} - \frac{x_5}{6} - \frac{2x_6}{3} \\x_1 &= 8 + \frac{x_3}{6} + \frac{x_5}{6} - \frac{x_6}{3} \\x_2 &= 4 - \frac{8x_3}{3} - \frac{2x_5}{3} + \frac{x_6}{3} \\x_4 &= 18 - \frac{x_3}{2} + \frac{x_5}{2}\end{aligned}$$

Slack Form Notation

- $B = \{1, 2, 4\}, N = \{3, 5, 6\}$

-

$$A = \begin{pmatrix} a_{13} & a_{15} & a_{16} \\ a_{23} & a_{25} & a_{26} \\ a_{43} & a_{45} & a_{46} \end{pmatrix} = \begin{pmatrix} -1/6 & -1/6 & 1/3 \\ 8/3 & 2/3 & -1/3 \\ 1/2 & -1/2 & 0 \end{pmatrix}$$

-

$$b = \begin{pmatrix} b_1 \\ b_2 \\ b_3 \end{pmatrix} = \begin{pmatrix} 8 \\ 4 \\ 18 \end{pmatrix}, \quad c = \begin{pmatrix} c_3 \\ c_5 \\ c_6 \end{pmatrix} = \begin{pmatrix} -1/6 \\ -1/6 \\ -2/3 \end{pmatrix}$$

- $v = 28$



The Structure of Optimal Solutions

Definition

A point x is a **vertex** if it cannot be represented as a strict convex combination of two other points in the feasible set.

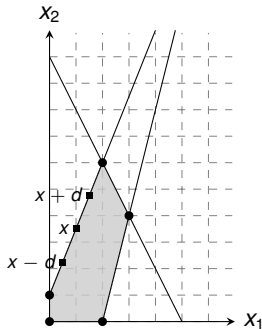
The set of feasible solutions is a convex set.

Theorem

If the slack form has an optimal solution, **one of them** occurs at a vertex.

Proof Sketch (informal and non-examinable):

- Rewrite LP s.t. $Ax = b$. Let x be optimal but not a vertex
 $\Rightarrow \exists$ vector d s.t. $x - d$ and $x + d$ are feasible
- Since $A(x + d) = b$ and $Ax = b \Rightarrow Ad = 0$
- W.l.o.g. assume $c^T d \geq 0$ (otherwise replace d by $-d$)
- Consider $x + \lambda d$ as a function of $\lambda \geq 0$
- **Case 1:** There exists j with $d_j < 0$
 - Increase λ from 0 to λ' until a **new entry of $x + \lambda d$ becomes zero**
 - $x + \lambda' d$ feasible, since $A(x + \lambda' d) = Ax = b$ and $x + \lambda' d \geq 0$
 - $c^T(x + \lambda' d) = c^T x + c^T \lambda' d \geq c^T x$



The Structure of Optimal Solutions

Definition

A point x is a **vertex** if it cannot be represented as a strict convex combination of two other points in the feasible set.

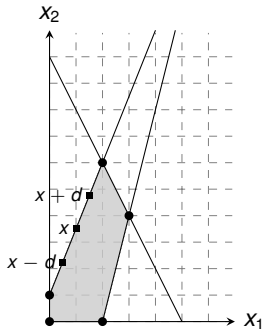
The set of feasible solutions is a convex set.

Theorem

If the slack form has an optimal solution, **one of them** occurs at a vertex.

Proof Sketch (informal and non-examinable):

- Rewrite LP s.t. $Ax = b$. Let x be optimal but not a vertex
 $\Rightarrow \exists$ vector d s.t. $x - d$ and $x + d$ are feasible
- Since $A(x + d) = b$ and $Ax = b \Rightarrow Ad = 0$
- W.l.o.g. assume $c^T d \geq 0$ (otherwise replace d by $-d$)
- Consider $x + \lambda d$ as a function of $\lambda \geq 0$
- **Case 2:** For all j , $d_j \geq 0$
 - $x + \lambda d$ is feasible for all $\lambda \geq 0$: $A(x + \lambda d) = b$ and $x + \lambda d \geq x \geq 0$
 - If $\lambda \rightarrow \infty$, then $c^T(x + \lambda d) \rightarrow \infty$ \Rightarrow This contradicts the assumption that there exists an optimal solution. \square



Outline

Introduction

Standard and Slack Forms

Formulating Problems as Linear Programs

Simplex Algorithm

Finding an Initial Solution

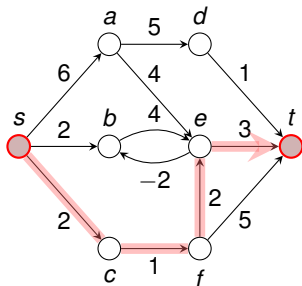


Shortest Paths

Single-Pair Shortest Path Problem

- **Given:** directed graph $G = (V, E)$ with edge weights $w : E \rightarrow \mathbb{R}$, pair of vertices $s, t \in V$
- **Goal:** Find a path of **minimum weight** from s to t in G

$p = (v_0 = s, v_1, \dots, v_k = t)$ such that $w(p) = \sum_{i=1}^k w(v_{k-1}, v_k)$ is **minimized**.



Shortest Paths as LP

maximize d_t
subject to

$$d_v \leq d_u + w(u, v) \quad \text{for each edge } (u, v) \in E,$$
$$d_s = 0.$$

this is a **maximization problem!**

Recall: When BELLMAN-FORD terminates, all these inequalities are satisfied.

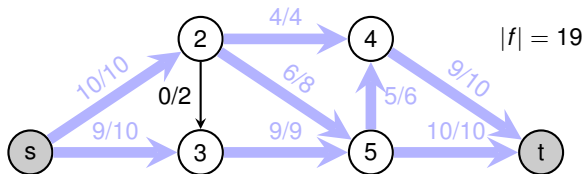
Solution \bar{d} satisfies $\bar{d}_v = \min_{u: (u,v) \in E} \{ \bar{d}_u + w(u, v) \}$



Maximum Flow

Maximum Flow Problem

- **Given:** directed graph $G = (V, E)$ with edge capacities $c : E \rightarrow \mathbb{R}^+$, pair of vertices $s, t \in V$
- **Goal:** Find a **maximum flow** $f : V \times V \rightarrow \mathbb{R}$ from s to t which satisfies the capacity constraints and flow conservation



Maximum Flow as LP

$$\begin{array}{ll} \text{maximize} & \sum_{v \in V} f_{sv} - \sum_{v \in V} f_{vs} \\ \text{subject to} & \\ & f_{uv} \leq c(u, v) \quad \text{for each } u, v \in V, \\ & \sum_{v \in V} f_{vu} = \sum_{v \in V} f_{uv} \quad \text{for each } u \in V \setminus \{s, t\}, \\ & f_{uv} \geq 0 \quad \text{for each } u, v \in V. \end{array}$$



Minimum-Cost Flow

Extension of the Maximum Flow Problem

Minimum-Cost-Flow Problem

- **Given:** directed graph $G = (V, E)$ with capacities $c : E \rightarrow \mathbb{R}^+$, pair of vertices $s, t \in V$, **cost function** $a : E \rightarrow \mathbb{R}^+$, **flow demand** of d units
- **Goal:** Find a **flow** $f : V \times V \rightarrow \mathbb{R}$ from s to t with $|f| = d$ while **minimising the total cost** $\sum_{(u,v) \in E} a(u,v)f_{uv}$ incurred by the flow.

Optimal Solution with total cost:

$$\sum_{(u,v) \in E} a(u,v)f_{uv} = (2 \cdot 2) + (5 \cdot 2) + (3 \cdot 1) + (7 \cdot 1) + (1 \cdot 3) = 27$$

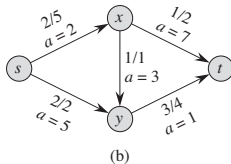
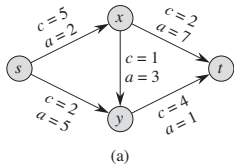


Figure 29.3 (a) An example of a minimum-cost-flow problem. We denote the capacities by c and the costs by a . Vertex s is the source and vertex t is the sink, and we wish to send 4 units of flow from s to t . (b) A solution to the minimum-cost flow problem in which 4 units of flow are sent from s to t . For each edge, the flow and capacity are written as flow/capacity.



Minimum-Cost Flow as a LP

Minimum Cost Flow as LP

minimize $\sum_{(u,v) \in E} a(u,v) f_{uv}$

subject to

$$\begin{aligned} f_{uv} &\leq c(u,v) && \text{for each } u, v \in V, \\ \sum_{v \in V} f_{vu} - \sum_{v \in V} f_{uv} &= 0 && \text{for each } u \in V \setminus \{s, t\}, \\ \sum_{v \in V} f_{sv} - \sum_{v \in V} f_{vs} &= d, \\ f_{uv} &\geq 0 && \text{for each } u, v \in V. \end{aligned}$$

Real power of Linear Programming comes from the ability to solve **new problems!**



Outline

Introduction

Standard and Slack Forms

Formulating Problems as Linear Programs

Simplex Algorithm

Finding an Initial Solution



Simplex Algorithm: Introduction

Simplex Algorithm

- classical method for solving linear programs (Dantzig, 1947)
- usually fast in practice although worst-case runtime not polynomial
- iterative procedure somewhat similar to Gaussian elimination

Basic Idea:

- Each iteration corresponds to a “basic solution” of the slack form
- All non-basic variables are 0, and the basic variables are determined from the equality constraints
- Each iteration converts one slack form into an equivalent one while the objective value will not decrease In that sense, it is a greedy algorithm.
- Conversion (“pivoting”) is achieved by switching the roles of one basic and one non-basic variable



Extended Example: Conversion into Slack Form

$$\begin{array}{llllll} \text{maximize} & 3x_1 & + & x_2 & + & 2x_3 \\ \text{subject to} & & & & & \\ & x_1 & + & x_2 & + & 3x_3 & \leq & 30 \\ & 2x_1 & + & 2x_2 & + & 5x_3 & \leq & 24 \\ & 4x_1 & + & x_2 & + & 2x_3 & \leq & 36 \\ & & & x_1, x_2, x_3 & & & \geq & 0 \end{array}$$



Conversion into slack form

$$\begin{array}{llllllll} z & = & & & 3x_1 & + & x_2 & + & 2x_3 \\ x_4 & = & 30 & - & x_1 & - & x_2 & - & 3x_3 \\ x_5 & = & 24 & - & 2x_1 & - & 2x_2 & - & 5x_3 \\ x_6 & = & 36 & - & 4x_1 & - & x_2 & - & 2x_3 \end{array}$$



Extended Example: Iteration 1

$$z = 3x_1 + x_2 + 2x_3$$

$$x_4 = 30 - x_1 - x_2 - 3x_3$$

$$x_5 = 24 - 2x_1 - 2x_2 - 5x_3$$

$$x_6 = 36 - 4x_1 - x_2 - 2x_3$$

Basic solution: $(\bar{x}_1, \bar{x}_2, \dots, \bar{x}_6) = (0, 0, 0, 30, 24, 36)$

This basic solution is **feasible**

Objective value is 0.



Extended Example: Iteration 1

Increasing the value of x_1 would increase the objective value.

$$z = 3x_1 + x_2 + 2x_3$$

$$x_4 = 30 - x_1 - x_2 - 3x_3$$

$$x_5 = 24 - 2x_1 - 2x_2 - 5x_3$$

$$x_6 = 36 - 4x_1 - x_2 - 2x_3$$

The third constraint is the tightest and limits how much we can increase x_1 .

Switch roles of x_1 and x_6 :

- Solving for x_1 yields:

$$x_1 = 9 - \frac{x_2}{4} - \frac{x_3}{2} - \frac{x_6}{4}.$$

- Substitute this into x_1 in the other three equations



Extended Example: Iteration 2

Increasing the value of x_3 would increase the objective value.

$$\begin{aligned}z &= 27 + \frac{x_2}{4} + \frac{x_3}{2} - \frac{3x_6}{4} \\x_1 &= 9 - \frac{x_2}{4} - \frac{x_3}{2} - \frac{x_6}{4} \\x_4 &= 21 - \frac{3x_2}{4} - \frac{5x_3}{2} + \frac{x_6}{4} \\x_5 &= 6 - \frac{3x_2}{2} - 4x_3 + \frac{x_6}{2}\end{aligned}$$

Basic solution: $(\bar{x}_1, \bar{x}_2, \dots, \bar{x}_6) = (9, 0, 0, 21, 6, 0)$ with objective value 27



Extended Example: Iteration 2

$$\begin{aligned}z &= 27 + \frac{x_2}{4} + \frac{x_3}{2} - \frac{3x_6}{4} \\x_1 &= 9 - \frac{x_2}{4} - \frac{x_3}{2} - \frac{x_6}{4} \\x_4 &= 21 - \frac{3x_2}{4} - \frac{5x_3}{2} + \frac{x_6}{4} \\x_5 &= 6 - \frac{3x_2}{2} - 4x_3 + \frac{x_6}{2}\end{aligned}$$

The third constraint is the tightest and limits how much we can increase x_3 .

Switch roles of x_3 and x_5 :

- Solving for x_3 yields:

$$x_3 = \frac{3}{2} - \frac{3x_2}{8} - \frac{x_5}{4} - \frac{x_6}{8}.$$

- Substitute this into x_3 in the other three equations



Extended Example: Iteration 3

Increasing the value of x_2 would increase the objective value.

$$\begin{aligned}z &= \frac{111}{4} + \frac{x_2}{16} - \frac{x_5}{8} - \frac{11x_6}{16} \\x_1 &= \frac{33}{4} - \frac{x_2}{16} + \frac{x_5}{8} - \frac{5x_6}{16} \\x_3 &= \frac{3}{2} - \frac{3x_2}{8} - \frac{x_5}{4} + \frac{x_6}{8} \\x_4 &= \frac{69}{4} + \frac{3x_2}{16} + \frac{5x_5}{8} - \frac{x_6}{16}\end{aligned}$$

Basic solution: $(\bar{x}_1, \bar{x}_2, \dots, \bar{x}_6) = (\frac{33}{4}, 0, \frac{3}{2}, \frac{69}{4}, 0, 0)$ with objective value $\frac{111}{4} = 27.75$



Extended Example: Iteration 3

$$\begin{aligned}z &= \frac{111}{4} + \frac{x_2}{16} - \frac{x_5}{8} - \frac{11x_6}{16} \\x_1 &= \frac{33}{4} - \frac{x_2}{16} + \frac{x_5}{8} - \frac{5x_6}{16} \\x_3 &= \frac{3}{2} - \frac{3x_2}{8} - \frac{x_5}{4} + \frac{x_6}{8} \\x_4 &= \frac{69}{4} + \frac{3x_2}{16} + \frac{5x_5}{8} - \frac{x_6}{16}\end{aligned}$$

The second constraint is the tightest and limits how much we can increase x_2 .

Switch roles of x_2 and x_3 :

- Solving for x_2 yields:

$$x_2 = 4 - \frac{8x_3}{3} - \frac{2x_5}{3} + \frac{x_6}{3}.$$

- Substitute this into x_2 in the other three equations



Extended Example: Iteration 4

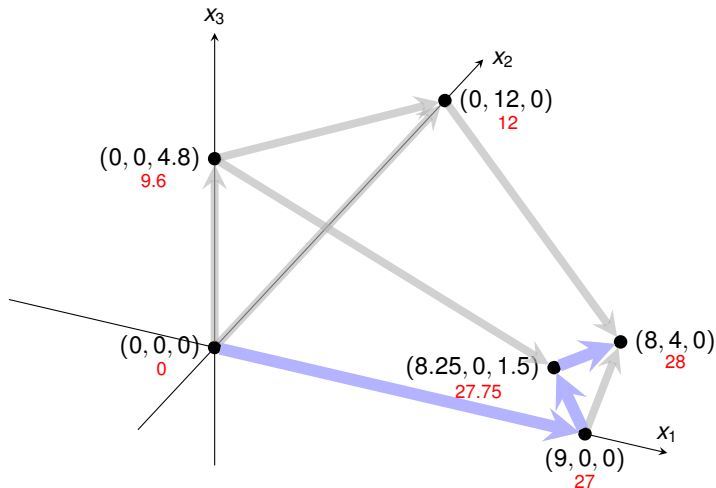
All coefficients are negative, and hence this basic solution is **optimal!**

$$\begin{aligned}z &= 28 - \frac{x_3}{6} - \frac{x_5}{6} - \frac{2x_6}{3} \\x_1 &= 8 + \frac{x_3}{6} + \frac{x_5}{6} - \frac{x_6}{3} \\x_2 &= 4 - \frac{8x_3}{3} - \frac{2x_5}{3} + \frac{x_6}{3} \\x_4 &= 18 - \frac{x_3}{2} + \frac{x_5}{2}\end{aligned}$$

Basic solution: $(\bar{x}_1, \bar{x}_2, \dots, \bar{x}_6) = (8, 4, 0, 18, 0, 0)$ with objective value 28



Extended Example: Visualization of SIMPLEX



Exercise: How many basic solutions (including non-feasible ones) are there?



Extended Example: Alternative Runs (1/2)

$$\begin{array}{rcl}
 z & = & 3x_1 + x_2 + 2x_3 \\
 x_4 & = & 30 - x_1 - x_2 - 3x_3 \\
 x_5 & = & 24 - 2x_1 - 2x_2 - 5x_3 \\
 x_6 & = & 36 - 4x_1 - x_2 - 2x_3
 \end{array}$$

Switch roles of x_2 and x_5

$$\begin{array}{rcl}
 z & = & 12 + 2x_1 - \frac{x_3}{2} - \frac{x_5}{2} \\
 x_2 & = & 12 - x_1 - \frac{5x_3}{2} - \frac{x_5}{2} \\
 x_4 & = & 18 - x_2 - \frac{x_3}{2} + \frac{x_5}{2} \\
 x_6 & = & 24 - 3x_1 + \frac{x_3}{2} + \frac{x_5}{2}
 \end{array}$$


Switch roles of x_1 and x_6

$$\begin{array}{rcl}
 z & = & 28 - \frac{x_3}{6} - \frac{x_5}{6} - \frac{2x_6}{3} \\
 x_1 & = & 8 + \frac{x_3}{6} + \frac{x_5}{6} - \frac{x_6}{3} \\
 x_2 & = & 4 - \frac{8x_3}{3} - \frac{2x_5}{3} + \frac{x_6}{3} \\
 x_4 & = & 18 - \frac{x_3}{2} + \frac{x_5}{2}
 \end{array}$$

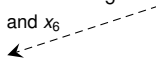


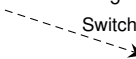
Extended Example: Alternative Runs (2/2)

$$\begin{aligned}
 z &= && 3x_1 &+& x_2 &+& 2x_3 \\
 x_4 &= &30 &-& x_1 &-& x_2 &-& 3x_3 \\
 x_5 &= &24 &-& 2x_1 &-& 2x_2 &-& 5x_3 \\
 x_6 &= &36 &-& 4x_1 &-& x_2 &-& 2x_3
 \end{aligned}$$

Switch roles of x_3 and x_5


$$\begin{aligned}
 z &= &\frac{48}{5} &+& \frac{11x_1}{5} &+& \frac{x_2}{5} &-& \frac{2x_5}{5} \\
 x_4 &= &\frac{78}{5} &+& \frac{x_1}{5} &+& \frac{x_2}{5} &+& \frac{3x_5}{5} \\
 x_3 &= &\frac{24}{5} &-& \frac{2x_1}{5} &-& \frac{2x_2}{5} &-& \frac{x_5}{5} \\
 x_6 &= &\frac{132}{5} &-& \frac{16x_1}{5} &-& \frac{x_2}{5} &+& \frac{2x_3}{5}
 \end{aligned}$$

Switch roles of x_1 and x_6


Switch roles of x_2 and x_3


$$\begin{aligned}
 z &= &\frac{111}{4} &+& \frac{x_2}{16} &-& \frac{x_5}{8} &-& \frac{11x_6}{16} \\
 x_1 &= &\frac{33}{4} &-& \frac{x_2}{16} &+& \frac{x_5}{8} &-& \frac{5x_6}{16} \\
 x_3 &= &\frac{3}{2} &-& \frac{3x_2}{8} &-& \frac{x_5}{4} &+& \frac{x_6}{8} \\
 x_4 &= &\frac{69}{4} &+& \frac{3x_2}{16} &+& \frac{5x_5}{8} &-& \frac{x_6}{16}
 \end{aligned}$$

$$\begin{aligned}
 z &= &28 &-& \frac{x_3}{6} &-& \frac{x_5}{6} &-& \frac{2x_6}{3} \\
 x_1 &= &8 &+& \frac{x_3}{6} &+& \frac{x_5}{6} &-& \frac{x_6}{3} \\
 x_2 &= &4 &-& \frac{8x_3}{3} &-& \frac{2x_5}{3} &+& \frac{x_6}{3} \\
 x_4 &= &18 &-& \frac{x_3}{2} &+& \frac{x_5}{2}
 \end{aligned}$$



The Pivot Step Formally

PIVOT(N, B, A, b, c, v, l, e)

1 // Compute the coefficients of the equation for new basic variable x_e .

2 let \hat{A} be a new $m \times n$ matrix

3 $\hat{b}_e = b_l/a_{le}$

4 **for** each $j \in N - \{e\}$ Need that $a_{le} \neq 0!$

5 $\hat{a}_{ej} = a_{lj}/a_{le}$

6 $\hat{a}_{el} = 1/a_{le}$

7 // Compute the coefficients of the remaining constraints.

8 **for** each $i \in B - \{l\}$

9 $\hat{b}_i = b_i - a_{ie}\hat{b}_e$

10 **for** each $j \in N - \{e\}$

11 $\hat{a}_{ij} = a_{ij} - a_{ie}\hat{a}_{ej}$

12 $\hat{a}_{il} = -a_{ie}\hat{a}_{el}$

13 // Compute the objective function.

14 $\hat{v} = v + c_e\hat{b}_e$

15 **for** each $j \in N - \{e\}$

16 $\hat{c}_j = c_j - c_e\hat{a}_{ej}$

17 $\hat{c}_l = -c_e\hat{a}_{el}$

18 // Compute new sets of basic and nonbasic variables.

19 $\hat{N} = N - \{e\} \cup \{l\}$

20 $\hat{B} = B - \{l\} \cup \{e\}$

21 **return** ($\hat{N}, \hat{B}, \hat{A}, \hat{b}, \hat{c}, \hat{v}$)

Rewrite “tight” equation for entering variable x_e .

Substituting x_e into other equations.

Substituting x_e into objective function.

Update non-basic and basic variables



Effect of the Pivot Step

— Lemma 29.1 —

Consider a call to $\text{PIVOT}(N, B, A, b, c, v, l, e)$ in which $a_{le} \neq 0$. Let the values returned from the call be $(\hat{N}, \hat{B}, \hat{A}, \hat{b}, \hat{c}, \hat{v})$, and let \bar{x} denote the basic solution after the call. Then

1. $\bar{x}_j = 0$ for each $j \in \hat{N}$.
2. $\bar{x}_e = b_l/a_{le}$.
3. $\bar{x}_i = b_i - a_{ie}\hat{b}_e$ for each $i \in \hat{B} \setminus \{e\}$.

Proof:

1. holds since the basic solution always sets all non-basic variables to zero.
2. When we set each non-basic variable to 0 in a constraint

$$x_i = \hat{b}_i - \sum_{j \in \hat{N}} \hat{a}_{ij} x_j,$$

we have $\bar{x}_i = \hat{b}_i$ for each $i \in \hat{B}$. Hence $\bar{x}_e = \hat{b}_e = b_l/a_{le}$.

3. After the substituting in the other constraints, we have

$$\bar{x}_i = \hat{b}_i = b_i - a_{ie}\hat{b}_e. \quad \square$$



Questions:

- How do we determine whether a linear program is feasible?
- What do we do if the linear program is feasible, but the initial basic solution is not feasible?
- How do we determine whether a linear program is unbounded?
- How do we choose the entering and leaving variables?

Example before was a particularly nice one!



The formal procedure SIMPLEX

SIMPLEX(A, b, c)

```
1  ( $N, B, A, b, c, v$ ) = INITIALIZE-SIMPLEX( $A, b, c$ )
2  let  $\Delta$  be a new vector of length  $m$ 
3  while some index  $j \in N$  has  $c_j > 0$ 
4      choose an index  $e \in N$  for which  $c_e > 0$ 
5      for each index  $i \in B$ 
6          if  $a_{ie} > 0$ 
7               $\Delta_i = b_i/a_{ie}$ 
8          else  $\Delta_i = \infty$ 
9      choose an index  $l \in B$  that minimizes  $\Delta_i$ 
10     if  $\Delta_l == \infty$ 
11         return "unbounded"
12     else ( $N, B, A, b, c, v$ ) = PIVOT( $N, B, A, b, c, v, l, e$ )
13 for  $i = 1$  to  $n$ 
14     if  $i \in B$ 
15          $\bar{x}_i = b_i$ 
16     else  $\bar{x}_i = 0$ 
17 return ( $\bar{x}_1, \bar{x}_2, \dots, \bar{x}_n$ )
```

Returns a slack form with a feasible basic solution (if it exists)

Main Loop:

- terminates if all coefficients in objective function are negative
- Line 4 picks entering variable x_e with negative coefficient
- Lines 6 – 9 pick the tightest constraint, associated with x_l
- Line 11 returns "unbounded" if there are no constraints
- Line 12 calls PIVOT, switching roles of x_l and x_e

Return corresponding solution.



The formal procedure **SIMPLEX**

SIMPLEX(A, b, c)

```
1  ( $N, B, A, b, c, v$ ) = INITIALIZE-SIMPLEX( $A, b, c$ )
2  let  $\Delta$  be a new vector of length  $m$ 
3  while some index  $j \in N$  has  $c_j > 0$ 
4      choose an index  $e \in N$  for which  $c_e > 0$ 
5      for each index  $i \in B$ 
6          if  $a_{ie} > 0$ 
7               $\Delta_i = b_i/a_{ie}$ 
8          else  $\Delta_i = \infty$ 
9      choose an index  $l \in B$  that minimizes  $\Delta_i$ 
10     if  $\Delta_l == \infty$ 
11         return “unbounded”
```

Proof is based on the following three-part loop invariant:

1. the slack form is always equivalent to the one returned by INITIALIZE-SIMPLEX,
2. for each $i \in B$, we have $b_i \geq 0$,
3. the basic solution associated with the (current) slack form is feasible.

— Lemma 29.2 —

Suppose the call to INITIALIZE-SIMPLEX in line 1 returns a slack form for which the basic solution is feasible. Then if SIMPLEX returns a solution, it is a feasible solution. If SIMPLEX returns “unbounded”, the linear program is unbounded.



Termination

Degeneracy: One iteration of SIMPLEX leaves the objective value unchanged.

$$\begin{array}{rcllcl} Z & = & & x_1 & + & x_2 & + & x_3 \\ x_4 & = & 8 & - & x_1 & - & x_2 & \\ x_5 & = & & & & x_2 & - & x_3 \end{array}$$

↓ Pivot with x_1 entering and x_4 leaving

$$\begin{array}{rcllcl} Z & = & 8 & & + & x_3 & - & x_4 \\ x_1 & = & 8 & - & x_2 & & - & x_4 \\ x_5 & = & & x_2 & - & x_3 & & \end{array}$$

Cycling: If additionally slack at two iterations are identical, SIMPLEX fails to terminate!

↓ Pivot with x_3 entering and x_5 leaving

$$\begin{array}{rcllcl} Z & = & 8 & + & x_2 & - & x_4 & - & x_5 \\ x_1 & = & 8 & - & x_2 & - & x_4 & & \\ x_3 & = & & x_2 & & & - & x_5 \end{array}$$



Termination and Running Time

It is theoretically possible, but very rare in practice.

Cycling: SIMPLEX may fail to terminate.

Anti-Cycling Strategies

1. **Bland's rule:** Choose entering variable with smallest index
2. **Random rule:** Choose entering variable uniformly at random
3. **Perturbation:** Perturb the input slightly so that it is impossible to have two solutions with the same objective value

Replace each b_i by $\hat{b}_i = b_i + \epsilon_i$, where $\epsilon_i \gg \epsilon_{i+1}$ are all small.

Lemma 29.7

Assuming INITIALIZE-SIMPLEX returns a slack form for which the basic solution is feasible, SIMPLEX either reports that the program is unbounded or returns a feasible solution in at most $\binom{n+m}{m}$ iterations.

Every set B of basic variables uniquely determines a slack form, and there are at most $\binom{n+m}{m}$ unique slack forms.



Outline

Introduction

Standard and Slack Forms

Formulating Problems as Linear Programs

Simplex Algorithm

Finding an Initial Solution



Finding an Initial Solution

$$\begin{array}{llll} \text{maximize} & 2x_1 & - & x_2 \\ \text{subject to} & & & \\ & 2x_1 & - & x_2 \leq 2 \\ & x_1 & - & 5x_2 \leq -4 \\ & x_1, x_2 & & \geq 0 \end{array}$$

Conversion into slack form

$$\begin{array}{rcl} z & = & 2x_1 - x_2 \\ x_3 & = & 2 - 2x_1 + x_2 \\ x_4 & = & -4 - x_1 + 5x_2 \end{array}$$

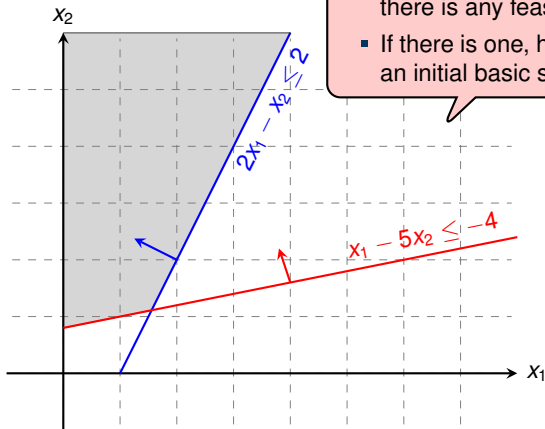
Basic solution $(x_1, x_2, x_3, x_4) = (0, 0, 2, -4)$ is not feasible!



Geometric Illustration

maximize
subject to

$$\begin{array}{rclcl} 2x_1 & - & x_2 & & \\ 2x_1 & - & x_2 & \leq & 2 \\ x_1 & - & 5x_2 & \leq & -4 \\ x_1, x_2 & & & \geq & 0 \end{array}$$



Questions:

- How to determine whether there is any feasible solution?
- If there is one, how to determine an initial basic solution?



Formulating an Auxiliary Linear Program

$$\begin{aligned} & \text{maximize} && \sum_{j=1}^n c_j x_j \\ & \text{subject to} && \\ & && \sum_{j=1}^n a_{ij} x_j \leq b_i \quad \text{for } i = 1, 2, \dots, m, \\ & && x_j \geq 0 \quad \text{for } j = 1, 2, \dots, n \end{aligned}$$

↓ Formulating an Auxiliary Linear Program

$$\begin{aligned} & \text{maximize} && -x_0 \\ & \text{subject to} && \\ & && \sum_{j=1}^n a_{ij} x_j - x_0 \leq b_i \quad \text{for } i = 1, 2, \dots, m, \\ & && x_j \geq 0 \quad \text{for } j = 0, 1, \dots, n \end{aligned}$$

Lemma 29.11

Let L_{aux} be the auxiliary LP of a linear program L in standard form. Then L is feasible if and only if the optimal objective value of L_{aux} is 0.

Proof.

- “ \Rightarrow ”: Suppose L has a feasible solution $\bar{x} = (\bar{x}_1, \bar{x}_2, \dots, \bar{x}_n)$
 - $\bar{x}_0 = 0$ combined with \bar{x} is a feasible solution to L_{aux} with objective value 0.
 - Since $\bar{x}_0 \geq 0$ and the objective is to maximize $-x_0$, this is optimal for L_{aux}
- “ \Leftarrow ”: Suppose that the optimal objective value of L_{aux} is 0
 - Then $\bar{x}_0 = 0$, and the remaining solution values $(\bar{x}_1, \bar{x}_2, \dots, \bar{x}_n)$ satisfy L . \square



INITIALIZE-SIMPLEX

INITIALIZE-SIMPLEX(A, b, c)

- 1 let k be the index of the minimum b_i
- 2 **if** $b_k \geq 0$ // is the initial basic solution feasible?
- 3 **return** ($\{1, 2, \dots, n\}, \{n+1, n+2, \dots, n+m\}, A, b, c, 0$)
- 4 form L_{aux} by adding $-x_0$ to the left-hand side of each constraint
and setting the objective function to $-x_0$
- 5 let (N, B, A, b, c, v) be the resulting slack form for L_{aux}
- 6 $l = n + k$
- 7 // L_{aux} has $n + 1$ nonbasic variables and m basic variables.
- 8 $(N, B, A, b, c, v) = \text{PIVOT}(N, B, A, b, c, v, l, 0)$
- 9 // The basic solution is now feasible for L_{aux} .
- 10 iterate the **while** loop of lines 3–12 of SIMPLEX until an optimal solution
to L_{aux} is found
- 11 **if** the optimal solution to L_{aux} sets \bar{x}_0 to 0
- 12 **if** \bar{x}_0 is basic
- 13 perform one (degenerate) pivot to make it nonbasic
- 14 from the final slack form of L_{aux} , remove x_0 from the constraints and
restore the original objective function of L , but replace each basic
variable in this objective function by the right-hand side of its
associated constraint
- 15 **return** the modified final slack form
- 16 **else return** “infeasible”

Test solution with $N = \{1, 2, \dots, n\}$, $B = \{n+1, n+2, \dots, n+m\}$, $\bar{x}_i = b_i$ for $i \in B$, $\bar{x}_i = 0$ otherwise.

l will be the leaving variable so that x_l has the most negative value.

Pivot step with x_l leaving and x_0 entering.

This pivot step does not change the value of any variable.



Example of INITIALIZE-SIMPLEX (1/3)

$$\begin{array}{ll} \text{maximize} & 2x_1 - x_2 \\ \text{subject to} & \\ & 2x_1 - x_2 \leq 2 \\ & x_1 - 5x_2 \leq -4 \\ & x_1, x_2 \geq 0 \end{array}$$

Formulating the auxiliary linear program

$$\begin{array}{ll} \text{maximize} & -x_0 \\ \text{subject to} & \\ & 2x_1 - x_2 - x_0 \leq 2 \\ & x_1 - 5x_2 - x_0 \leq -4 \\ & x_1, x_2, x_0 \geq 0 \end{array}$$

Basic solution
(0, 0, 0, 2, -4) not feasible!

Converting into slack form

$$\begin{array}{ll} z & = & & & -x_0 \\ x_3 & = & 2 & - & 2x_1 & + & x_2 & + & x_0 \\ x_4 & = & -4 & - & x_1 & + & 5x_2 & + & x_0 \end{array}$$



Example of INITIALIZE-SIMPLEX (2/3)

$$\begin{array}{rcllclcl} Z & = & & & & - & x_0 \\ x_3 & = & 2 & - & 2x_1 & + & x_2 & + & x_0 \\ x_4 & = & -4 & - & x_1 & + & 5x_2 & + & x_0 \end{array}$$

↓
Pivot with x_0 entering and x_4 leaving

$$\begin{array}{rcllclcl} Z & = & -4 & - & x_1 & + & 5x_2 & - & x_4 \\ x_0 & = & 4 & + & x_1 & - & 5x_2 & + & x_4 \\ x_3 & = & 6 & - & x_1 & - & 4x_2 & + & x_4 \end{array}$$

Basic solution $(4, 0, 0, 6, 0)$ is feasible!

↓
Pivot with x_2 entering and x_0 leaving

$$\begin{array}{rcllclcl} Z & = & & - & x_0 \\ x_2 & = & \frac{4}{5} & - & \frac{x_0}{5} & + & \frac{x_1}{5} & + & \frac{x_4}{5} \\ x_3 & = & \frac{14}{5} & + & \frac{4x_0}{5} & - & \frac{9x_1}{5} & + & \frac{x_4}{5} \end{array}$$

Optimal solution has $x_0 = 0$, hence the initial problem was feasible!



Example of INITIALIZE-SIMPLEX (3/3)

$$\begin{aligned} Z &= & - & x_0 \\ x_2 &= & \frac{4}{5} & - \frac{x_0}{5} + \frac{x_1}{5} + \frac{x_4}{5} \\ x_3 &= & \frac{14}{5} & + \frac{4x_0}{5} - \frac{9x_1}{5} + \frac{x_4}{5} \end{aligned}$$

$$2x_1 - x_2 = 2x_1 - \left(\frac{4}{5} - \frac{x_0}{5} + \frac{x_1}{5} + \frac{x_4}{5} \right)$$

Set $x_0 = 0$ and express objective function by non-basic variables

$$\begin{aligned} Z &= & -\frac{4}{5} & + \frac{9x_1}{5} - \frac{x_4}{5} \\ x_2 &= & \frac{4}{5} & + \frac{x_1}{5} + \frac{x_4}{5} \\ x_3 &= & \frac{14}{5} & - \frac{9x_1}{5} + \frac{x_4}{5} \end{aligned}$$

Basic solution $(0, \frac{4}{5}, \frac{14}{5}, 0)$, which is feasible!

Lemma 29.12

If a linear program L has no feasible solution, then INITIALIZE-SIMPLEX returns “infeasible”. Otherwise, it returns a valid slack form for which the basic solution is feasible.



Fundamental Theorem of Linear Programming

Theorem 29.13 (Fundamental Theorem of Linear Programming)

Any linear program L , given in standard form, either

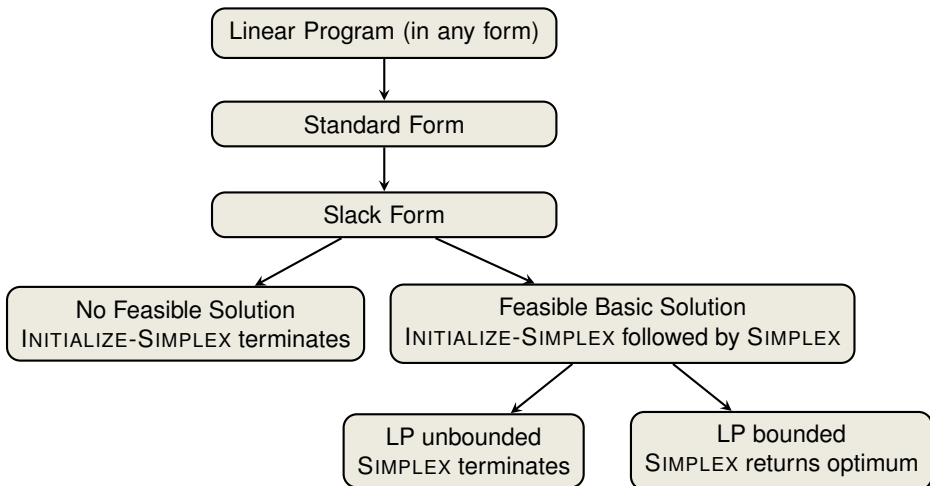
1. has an optimal solution with a finite objective value,
2. is infeasible, or
3. is unbounded.

If L is infeasible, SIMPLEX returns “infeasible”. If L is unbounded, SIMPLEX returns “unbounded”. Otherwise, SIMPLEX returns an optimal solution with a finite objective value.

Proof requires the concept of **duality**, which is not covered in this course (for details see CLRS3, Chapter 29.4)



Workflow for Solving Linear Programs



Linear Programming and Simplex: Summary and Outlook

Linear Programming

- extremely versatile tool for modelling problems of all kinds
- basis of **Integer Programming**, to be discussed in later lectures

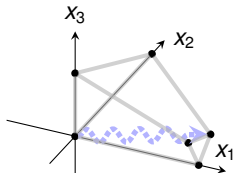
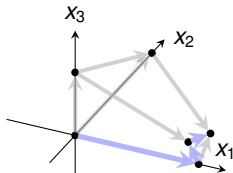
Simplex Algorithm

- **In practice**: usually terminates in polynomial time, i.e., $O(m + n)$
- **In theory**: even with anti-cycling may need exponential time

Research Problem: Is there a pivoting rule which makes SIMPLEX a polynomial-time algorithm?

Polynomial-Time Algorithms

- **Interior-Point Methods**: traverses the interior of the feasible set of solutions (not just vertices!)



IV. Approximation Algorithms: Covering Problems

Thomas Sauerwald

Easter 2018



UNIVERSITY OF
CAMBRIDGE

Outline

Introduction

Vertex Cover

The Set-Covering Problem



Many fundamental problems are **NP-complete**, yet they are too important to be abandoned.

Examples: HAMILTON, 3-SAT, VERTEX-COVER, KNAPSACK,...

Strategies to cope with NP-complete problems

1. If inputs (or solutions) are small, an algorithm with **exponential running time** may be satisfactory.
2. Isolate important **special cases** which can be solved in polynomial-time.
3. **Develop algorithms which find near-optimal solutions in polynomial-time.**

We will call these **approximation algorithms**.

Performance Ratios for Approximation Algorithms

Approximation Ratio

An algorithm for a problem has **approximation ratio** $\rho(n)$, if for any input of size n , the cost C of the returned solution and optimal cost C^* satisfy:

$$\max\left(\frac{C}{C^*}, \frac{C^*}{C}\right) \leq \rho(n).$$

- **Maximization** problem: $\frac{C^*}{C} \geq 1$
- **Minimization** problem: $\frac{C}{C^*} \geq 1$

This covers both **maximization** and **minimization** problems.

For many problems: **tradeoff** between **runtime** and **approximation ratio**.

Approximation Schemes

An **approximation scheme** is an approximation algorithm, which given any input and $\epsilon > 0$, is a $(1 + \epsilon)$ -approximation algorithm.

- It is a **polynomial-time approximation scheme** (PTAS) if for any fixed $\epsilon > 0$, the runtime is polynomial in n . (For example, $O(n^{2/\epsilon})$.)
- It is a **fully polynomial-time approximation scheme** (FPTAS) if the runtime is polynomial in both $1/\epsilon$ and n . (For example, $O((1/\epsilon)^2 \cdot n^3)$.)



Outline

Introduction

Vertex Cover

The Set-Covering Problem



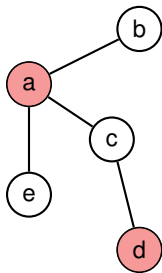
The Vertex-Cover Problem

We are covering **edges** by picking **vertices**!

Vertex Cover Problem

- **Given:** Undirected graph $G = (V, E)$
- **Goal:** Find a minimum-cardinality subset $V' \subseteq V$ such that if $(u, v) \in E(G)$, then $u \in V'$ or $v \in V'$.

This is an NP-hard problem.



Applications:

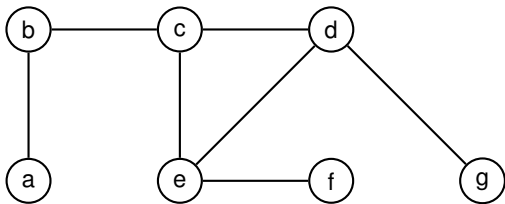
- Every **edge** forms a **task**, and every **vertex** represents a **person/machine** which can execute that task
- Perform all tasks with the **minimal amount of resources**
- **Extensions:** weighted vertices or hypergraphs (\rightsquigarrow Set-Covering Problem)



An Approximation Algorithm based on Greedy

APPROX-VERTEX-COVER(G)

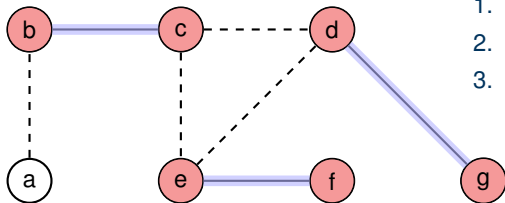
- 1 $C = \emptyset$
- 2 $E' = G.E$
- 3 **while** $E' \neq \emptyset$
- 4 let (u, v) be an arbitrary edge of E'
- 5 $C = C \cup \{u, v\}$
- 6 remove from E' every edge incident on either u or v
- 7 **return** C



An Approximation Algorithm based on Greedy

APPROX-VERTEX-COVER(G)

```
1  $C = \emptyset$ 
2  $E' = G.E$ 
3 while  $E' \neq \emptyset$ 
4   let  $(u, v)$  be an arbitrary edge of  $E'$ 
5    $C = C \cup \{u, v\}$ 
6   remove from  $E'$  every edge incident on either  $u$  or  $v$ 
7 return  $C$ 
```



Edges removed from E' :

1. $\{b, c\}$
2. $\{e, f\}$
3. $\{d, g\}$

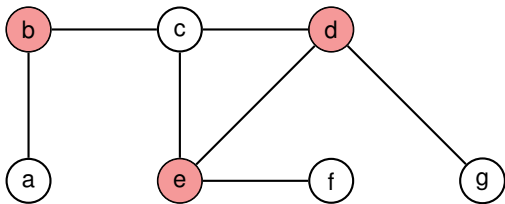
APPROX-VERTEX-COVER produces a set of size 6.



An Approximation Algorithm based on Greedy

APPROX-VERTEX-COVER(G)

- 1 $C = \emptyset$
- 2 $E' = G.E$
- 3 **while** $E' \neq \emptyset$
- 4 let (u, v) be an arbitrary edge of E'
- 5 $C = C \cup \{u, v\}$
- 6 remove from E' every edge incident on either u or v
- 7 **return** C



The optimal solution has size 3.



Analysis of Greedy for Vertex Cover

APPROX-VERTEX-COVER(G)

```
1  $C = \emptyset$ 
2  $E' = G.E$ 
3 while  $E' \neq \emptyset$ 
4   let  $(u, v)$  be an arbitrary edge of  $E'$ 
5    $C = C \cup \{u, v\}$ 
6   remove from  $E'$ 
7 return  $C$ 
```

A "vertex-based" Greedy that adds **one** vertex at each iteration fails to achieve an approximation ratio of 2 (Exercise)!

We can bound the size of the returned solution **without knowing** the (size of an) optimal solution!

Theorem 35.1

APPROX-VERTEX-COVER is a poly-time 2-approximation algorithm.

Proof:

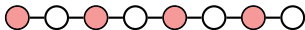
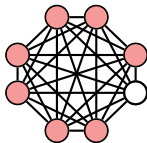
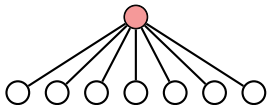
- Running time is $O(V + E)$ (using adjacency lists to represent E')
- Let $A \subseteq E$ denote the set of edges picked in line 4
- Every optimal cover C^* must include at least one endpoint of edges in A , and edges in A do not share a common endpoint: $|C^*| \geq |A|$
- Every edge in A contributes 2 vertices to $|C|$: $|C| = 2|A| \leq 2|C^*|$. \square



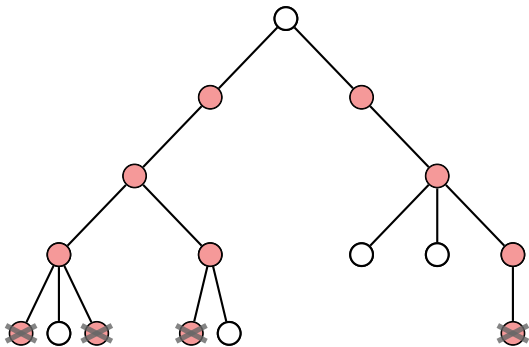
Solving Special Cases

Strategies to cope with NP-complete problems

1. If inputs are small, an algorithm with exponential running time may be satisfactory.
2. Isolate important special cases which can be solved in polynomial-time.
3. Develop algorithms which find near-optimal solutions in polynomial-time.



Vertex Cover on Trees



There exists an **optimal vertex cover** which does not include any **leaves**.

Exchange-Argument: Replace any leaf in the cover by its parent.



Solving Vertex Cover on Trees

There exists an **optimal vertex cover** which does not include any **leaves**.

VERTEX-COVER-TREES(G)

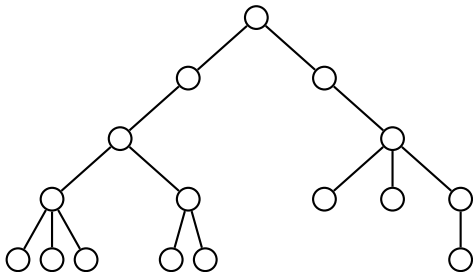
- 1: $C = \emptyset$
- 2: **while** \exists leaves in G
- 3: Add all parents to C
- 4: Remove all leaves and their parents from G
- 5: **return** C

Clear: **Running time** is $O(V)$, and the returned solution is a **vertex cover**.

Solution is also **optimal**. (Use inductively the existence of an optimal vertex cover without leaves)



Execution on a Small Example

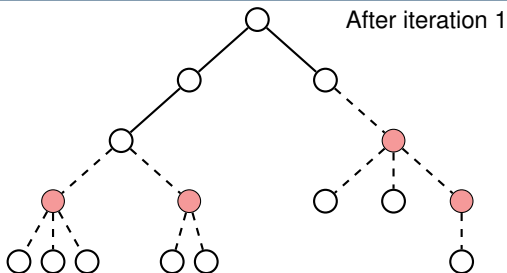


VERTEX-COVER-TREES(G)

- 1: $C = \emptyset$
- 2: **while** \exists leaves in G
- 3: Add all parents to C
- 4: Remove all leaves and their parents from G
- 5: **return** C



Execution on a Small Example

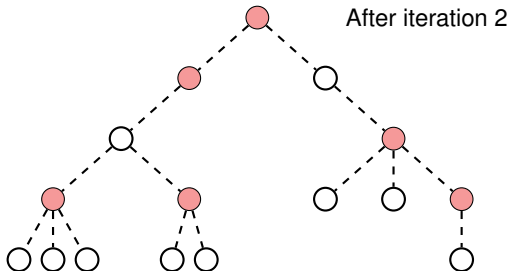


VERTEX-COVER-TREES(G)

- 1: $C = \emptyset$
- 2: **while** \exists leaves in G
- 3: Add all parents to C
- 4: Remove all leaves and their parents from G
- 5: **return** C



Execution on a Small Example



VERTEX-COVER-TREES(G)

- 1: $C = \emptyset$
- 2: **while** \exists leaves in G
- 3: Add all parents to C
- 4: Remove all leaves and their parents from G
- 5: **return** C

Problem can be also solved on bipartite graphs, using Max-Flows and Min-Cuts.



Exact Algorithms

Such algorithms are called **exact algorithms**.

Strategies to cope with NP-complete problems

1. If **inputs (or solutions) are small**, an algorithm with **exponential running time may be satisfactory**
2. Isolate important **special cases** which can be solved in polynomial-time.
3. Develop algorithms which find **near-optimal** solutions in polynomial-time.

Focus on instances where the minimum vertex cover is small, that is, **less or equal** than some given integer k .

Simple **Brute-Force Search** would take $\approx \binom{n}{k} = \Theta(n^k)$ time.



Towards a more efficient Search

Substructure Lemma

Consider a graph $G = (V, E)$, edge $\{u, v\} \in E(G)$ and integer $k \geq 1$. Let G_u be the graph obtained by deleting u and its incident edges (G_v is defined similarly). Then G has a vertex cover of size k if and only if G_u or G_v (or both) have a vertex cover of size $k - 1$.

Reminiscent of [Dynamic Programming](#).

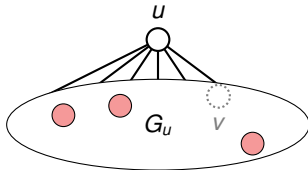
Proof:

\Leftarrow Assume G_u has a vertex cover C_u of size $k - 1$.

Adding u yields a vertex cover of G which is of size k

\Rightarrow Assume G has a vertex cover C of size k , which contains, say u .

Removing u from C yields a vertex cover of G_u which is of size $k - 1$. \square



A More Efficient Search Algorithm

VERTEX-COVER-SEARCH(G, k)

- 1: If $E = \emptyset$ **return** \emptyset
- 2: If $k = 0$ and $E \neq \emptyset$ **return** \perp
- 3: Pick an arbitrary edge $(u, v) \in E$
- 4: $S_1 = \text{VERTEX-COVER-SEARCH}(G_u, k - 1)$
- 5: $S_2 = \text{VERTEX-COVER-SEARCH}(G_v, k - 1)$
- 6: **if** $S_1 \neq \perp$ **return** $S_1 \cup \{u\}$
- 7: **if** $S_2 \neq \perp$ **return** $S_2 \cup \{v\}$
- 8: **return** \perp

Correctness follows by the Substructure Lemma and induction.

Running time:

- Depth k , branching factor 2 \Rightarrow total number of calls is $O(2^k)$
- $O(E)$ work per recursive call
- Total runtime: $O(2^k \cdot E)$.

exponential in k , but much better than $\Theta(n^k)$ (i.e., still polynomial for $k = O(\log n)$)



Outline

Introduction

Vertex Cover

The Set-Covering Problem



The Set-Covering Problem

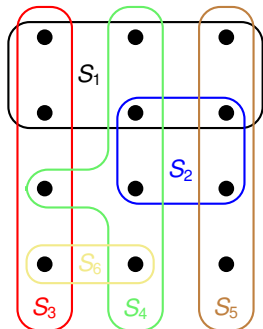
Set Cover Problem

- Given: set X of size n and family of subsets \mathcal{F}
- Goal: Find a minimum-size subset $\mathcal{C} \subseteq \mathcal{F}$

Number of sets
(and not elements)

$$\text{s.t. } X = \bigcup_{S \in \mathcal{C}} S.$$

Only solvable if $\bigcup_{S \in \mathcal{F}} S = X!$



Remarks:

- generalisation of the vertex-cover problem and hence also NP-hard.
- models resource allocation problems

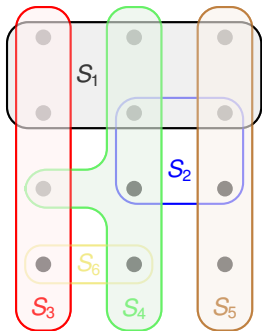


Greedy

Strategy: Pick the set S that covers the largest number of uncovered elements.

GREEDY-SET-COVER(X, \mathcal{F})

```
1  $U = X$ 
2  $\mathcal{C} = \emptyset$ 
3 while  $U \neq \emptyset$ 
4     select an  $S \in \mathcal{F}$  that maximizes  $|S \cap U|$ 
5      $U = U - S$ 
6      $\mathcal{C} = \mathcal{C} \cup \{S\}$ 
7 return  $\mathcal{C}$ 
```



Greedy chooses S_1, S_4, S_5 and S_3 (or S_6), which is a cover of size 4.



Greedy

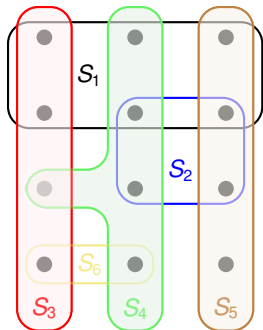
Strategy: Pick the set S that covers the largest number of uncovered elements.

GREEDY-SET-COVER(X, \mathcal{F})

```
1  $U = X$ 
2  $\mathcal{C} = \emptyset$ 
3 while  $U \neq \emptyset$ 
4     select an  $S \in \mathcal{F}$  that maximizes  $|S \cap U|$ 
5      $U = U - S$ 
6      $\mathcal{C} = \mathcal{C} \cup \{S\}$ 
7 return  $\mathcal{C}$ 
```

Can be easily implemented to run in time polynomial in $|X|$ and $|\mathcal{F}|$

How good is the approximation ratio?



Optimal cover is $\mathcal{C} = \{S_3, S_4, S_5\}$



Approximation Ratio of Greedy

Theorem 35.4

GREEDY-SET-COVER is a polynomial-time $\rho(n)$ -algorithm, where

$$\rho(n) = H(\max\{|S| : |S| \in \mathcal{F}\}) \leq \ln(n) + 1.$$

$$H(k) := \sum_{i=1}^k \frac{1}{i} \leq \ln(k) + 1$$

Idea: Distribute cost of 1 for each added set over newly covered elements.

Definition of cost

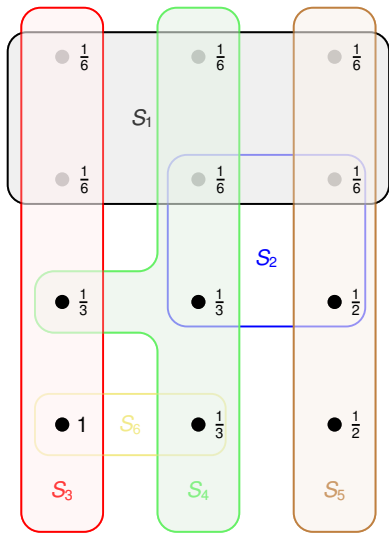
If an element x is covered for the first time by set S_i in iteration i , then

$$c_x := \frac{1}{|S_i \setminus (S_1 \cup S_2 \cup \dots \cup S_{i-1})|}.$$

Notice that in the mathematical analysis, S_i is the set chosen in iteration i - not to be confused with the sets S_1, S_2, \dots, S_6 in the example.



Illustration of Costs for Greedy picking S_1, S_4, S_5 and S_3



$$\frac{1}{6} + \frac{1}{6} + \frac{1}{6} + \frac{1}{6} + \frac{1}{6} + \frac{1}{6} + \frac{1}{3} + \frac{1}{3} + \frac{1}{3} + \frac{1}{2} + \frac{1}{2} + 1 = 4$$



Proof of Theorem 35.4 (1/2)

Definition of cost

If x is covered for the first time by a set S_i , then $c_x := \frac{1}{|S_i \setminus (S_1 \cup S_2 \cup \dots \cup S_{i-1})|}$.

Proof.

- Each step of the algorithm assigns one unit of cost, so

$$|\mathcal{C}| = \sum_{x \in X} c_x \quad (1)$$

- Each element $x \in X$ is in at least one set in the optimal cover \mathcal{C}^* , so

$$\sum_{S \in \mathcal{C}^*} \sum_{x \in S} c_x \geq \sum_{x \in X} c_x \quad (2)$$

- Combining 1 and 2 gives

$$|\mathcal{C}| \leq \sum_{S \in \mathcal{C}^*} \sum_{x \in S} c_x \leq \sum_{S \in \mathcal{C}^*} H(|S|) \leq |\mathcal{C}^*| \cdot H(\max\{|S| : S \in \mathcal{F}\}) \quad \square$$

Key Inequality: $\sum_{x \in S} c_x \leq H(|S|)$.



Proof of Theorem 35.4 (2/2)

Proof of the Key Inequality $\sum_{x \in S} c_x \leq H(|S|)$

Remaining uncovered elements in S

Sets chosen by the algorithm

- For any $S \in \mathcal{F}$ and $i = 1, 2, \dots, |C| = k$ let $u_i := |S \setminus (S_1 \cup S_2 \cup \dots \cup S_i)|$
- $\Rightarrow |X| = u_0 \geq u_1 \geq \dots \geq u_{|C|} = 0$ and $u_{i-1} - u_i$ counts the items in S covered first time by S_i .

\Rightarrow

$$\sum_{x \in S} c_x = \sum_{i=1}^k (u_{i-1} - u_i) \cdot \frac{1}{|S_i \setminus (S_1 \cup S_2 \cup \dots \cup S_{i-1})|}$$

- Further, by definition of the **GREEDY-SET-COVER**:

$$|S_i \setminus (S_1 \cup S_2 \cup \dots \cup S_{i-1})| \geq |S \setminus (S_1 \cup S_2 \cup \dots \cup S_{i-1})| = u_{i-1}.$$

- Combining the last inequalities gives:

$$\begin{aligned} \sum_{x \in S} c_x &\leq \sum_{i=1}^k (u_{i-1} - u_i) \cdot \frac{1}{u_{i-1}} = \sum_{i=1}^k \sum_{j=u_i+1}^{u_{i-1}} \frac{1}{u_{i-1}} \\ &\leq \sum_{i=1}^k \sum_{j=u_i+1}^{u_{i-1}} \frac{1}{j} \\ &= \sum_{i=1}^k (H(u_{i-1}) - H(u_i)) = H(u_0) - H(u_k) = H(|S|). \quad \square \end{aligned}$$



Set-Covering Problem (Summary)

The same approach also gives an approximation ratio of $O(\ln(n))$ if there exists a cost function $c : S \rightarrow \mathbb{Z}^+$

Theorem 35.4

GREEDY-SET-COVER is a polynomial-time $\rho(n)$ -algorithm, where

$$\rho(n) = H(\max\{|S| : |S| \in \mathcal{F}\}) \leq \ln(n) + 1.$$

Can be applied to the Vertex Cover Problem for Graphs with maximum degree 3 to obtain approximation ratio of $1 + \frac{1}{2} + \frac{1}{3} < 2$.

- Is the bound on the approximation ratio in Theorem 35.4 **tight**?
- Is there a **better algorithm**?

Lower Bound

Unless $P=NP$, there is no $c \cdot \ln(n)$ polynomial-time approximation algorithm for some constant $0 < c < 1$.

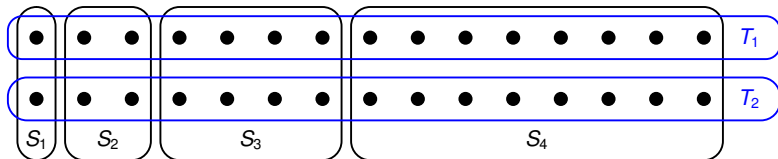


Example where the solution of Greedy is bad

Instance

- Given any integer $k \geq 3$
- There are $n = 2^{k+1} - 2$ elements overall (so $k \approx \log_2 n$)
- Sets S_1, S_2, \dots, S_k are pairwise disjoint and each set contains $2, 4, \dots, 2^k$ elements
- Sets T_1, T_2 are disjoint and each set contains half of the elements of each set S_1, S_2, \dots, S_k

$k = 4, n = 30$:

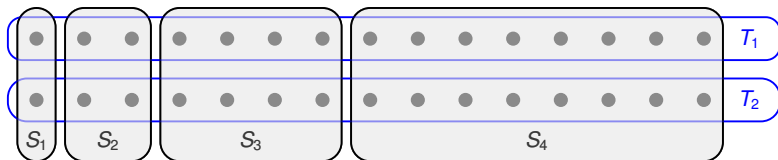


Example where the solution of Greedy is bad

Instance

- Given any integer $k \geq 3$
- There are $n = 2^{k+1} - 2$ elements overall (so $k \approx \log_2 n$)
- Sets S_1, S_2, \dots, S_k are pairwise disjoint and each set contains $2, 4, \dots, 2^k$ elements
- Sets T_1, T_2 are disjoint and each set contains half of the elements of each set S_1, S_2, \dots, S_k

$k = 4, n = 30$:



Solution of Greedy consists of k sets.

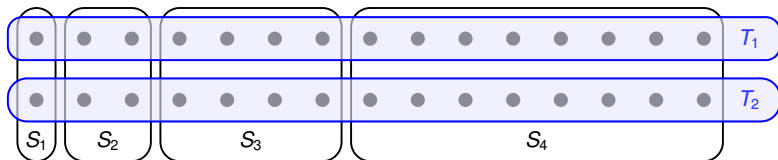


Example where the solution of Greedy is bad

Instance

- Given any integer $k \geq 3$
- There are $n = 2^{k+1} - 2$ elements overall (so $k \approx \log_2 n$)
- Sets S_1, S_2, \dots, S_k are pairwise disjoint and each set contains $2, 4, \dots, 2^k$ elements
- Sets T_1, T_2 are disjoint and each set contains half of the elements of each set S_1, S_2, \dots, S_k

$k = 4, n = 30$:



Optimum consists of 2 sets.



V. Approximation Algorithms via Exact Algorithms

Thomas Sauerwald

Easter 2018



UNIVERSITY OF
CAMBRIDGE

The Subset-Sum Problem

Parallel Machine Scheduling



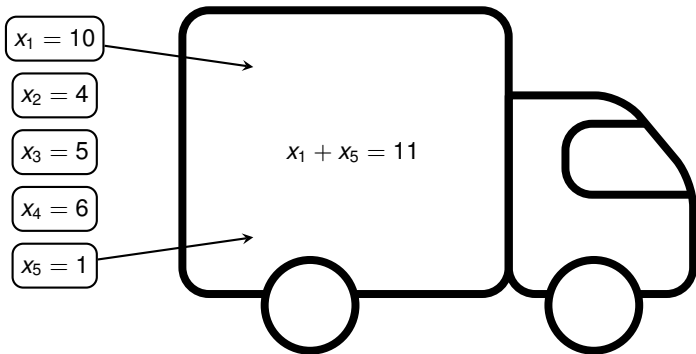
The Subset-Sum Problem

The Subset-Sum Problem

- **Given:** Set of positive integers $S = \{x_1, x_2, \dots, x_n\}$ and positive integer t
- **Goal:** Find a subset $S' \subseteq S$ which maximizes $\sum_{i: x_i \in S'} x_i \leq t$.

This problem is NP-hard

$t = 13$ tons



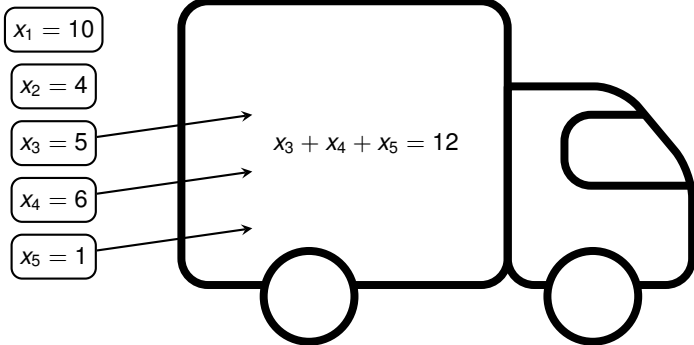
The Subset-Sum Problem

The Subset-Sum Problem

- **Given:** Set of positive integers $S = \{x_1, x_2, \dots, x_n\}$ and positive integer t
- **Goal:** Find a subset $S' \subseteq S$ which maximizes $\sum_{i: x_i \in S'} x_i \leq t$.

This problem is NP-hard

$t = 13$ tons



An Exact (Exponential-Time) Algorithm

Dynamic Programming: Compute bottom-up all possible sums $\leq t$

EXACT-SUBSET-SUM(S, t)

```
1  $n = |S|$ 
2  $L_0 = \langle 0 \rangle$ 
3 for  $i = 1$  to  $n$ 
4    $L_i = \text{MERGE-LISTS}(L_{i-1}, L_{i-1} + x_i)$ 
5   remove from  $L_i$  every element that is greater than  $t$ 
6 return the largest element in  $L_n$ 
```

implementable in time $O(|L_{i-1}|)$ (like Merge-Sort)

Returns the merged list (in sorted order and without duplicates)

$S + x := \{s + x : s \in S\}$

Example:

- $S = \{1, 4, 5\}$, $t = 10$
- $L_0 = \langle 0 \rangle$
- $L_1 = \langle 0, 1 \rangle$
- $L_2 = \langle 0, 1, 4, 5 \rangle$
- $L_3 = \langle 0, 1, 4, 5, 6, 9, 10 \rangle$



An Exact (Exponential-Time) Algorithm

Dynamic Programming: Compute bottom-up all possible sums $\leq t$

EXACT-SUBSET-SUM(S, t)

```
1   $n = |S|$ 
2   $L_0 = \langle 0 \rangle$ 
3  for  $i = 1$  to  $n$ 
4       $L_i = \text{MERGE-LISTS}(L_{i-1}, L_{i-1} + x_i)$ 
5      remove from  $L_i$  every element that is  $> t$ 
6  return the largest element in  $L_n$ 
```

can be shown by induction on n

- **Correctness:** L_n contains all sums of $\{x_1, x_2, \dots, x_n\}$
- **Runtime:** $O(2^1 + 2^2 + \dots + 2^n) = O(2^n)$

There are 2^i subsets of $\{x_1, x_2, \dots, x_i\}$.

Better runtime if t and/or $|L_i|$ are small.



Idea: Don't need to maintain two values in L which are close to each other.

Trimming a List

- Given a trimming parameter $0 < \delta < 1$
- Trimming L yields minimal sublist L' so that for every $y \in L$: $\exists z \in L'$:

$$\frac{y}{1 + \delta} \leq z \leq y.$$

- $L = \langle 10, 11, 12, 15, 20, 21, 22, 23, 24, 29 \rangle$
- $\delta = 0.1$
- $L' = \langle 10, 12, 15, 20, 23, 29 \rangle$

TRIM(L, δ)

```
1 let  $m$  be the length of  $L$ 
2  $L' = \langle y_1 \rangle$ 
3  $last = y_1$ 
4 for  $i = 2$  to  $m$ 
5     if  $y_i > last \cdot (1 + \delta)$  //  $y_i \geq last$  because  $L$  is sorted
6         append  $y_i$  onto the end of  $L'$ 
7          $last = y_i$ 
8 return  $L'$ 
```

TRIM works in time $\Theta(m)$, if L is given in sorted order.



Illustration of the Trim Operation

TRIM(L, δ)

```
1 let  $m$  be the length of  $L$ 
2  $L' = \langle y_1 \rangle$ 
3  $last = y_1$ 
4 for  $i = 2$  to  $m$ 
5     if  $y_i > last \cdot (1 + \delta)$  //  $y_i \geq last$  because  $L$  is sorted
6         append  $y_i$  onto the end of  $L'$ 
7          $last = y_i$ 
8 return  $L'$ 
```

$\delta = 0.1$

After the initialization (lines 1-3)

$L = \langle 10, 11, 12, 15, 20, 21, 22, 23, 24, 29 \rangle$

\uparrow
 i

$L' = \langle 10 \rangle$



Illustration of the Trim Operation

TRIM(L, δ)

```
1 let  $m$  be the length of  $L$ 
2  $L' = \langle y_1 \rangle$ 
3  $last = y_1$ 
4 for  $i = 2$  to  $m$ 
5     if  $y_i > last \cdot (1 + \delta)$       //  $y_i \geq last$  because  $L$  is sorted
6         append  $y_i$  onto the end of  $L'$ 
7          $last = y_i$ 
8 return  $L'$ 
```

$\delta = 0.1$

The returned list L'

$L = \langle 10, 11, 12, 15, 20, 21, 22, 23, 24, 29 \rangle$

↓ last
↑ i

$L' = \langle 10, 12, 15, 20, 23, 29 \rangle$



The FPTAS

APPROX-SUBSET-SUM(S, t, ϵ)

```
1  $n = |S|$ 
2  $L_0 = \langle 0 \rangle$ 
3 for  $i = 1$  to  $n$ 
4    $L_i = \text{MERGE-LISTS}(L_{i-1}, L_{i-1} + x_i)$ 
5    $L_i = \text{TRIM}(L_i, \epsilon/2n)$ 
6   remove from  $L_i$  every element that is greater than  $t$ 
7 let  $z^*$  be the largest value in  $L_n$ 
8 return  $z^*$ 
```

Repeated application of TRIM to make sure L_i 's remain short.

- We must bound the inaccuracy introduced by repeated trimming
- We must show that the algorithm is polynomial time

Solution is a careful choice of δ !

EXACT-SUBSET-SUM(S, t)

```
1  $n = |S|$ 
2  $L_0 = \langle 0 \rangle$ 
3 for  $i = 1$  to  $n$ 
4    $L_i = \text{MERGE-LISTS}(L_{i-1}, L_{i-1} + x_i)$ 
5   remove from  $L_i$  every element that is greater than  $t$ 
6 return the largest element in  $L_n$ 
```



Running through an Example

APPROX-SUBSET-SUM(S, t, ϵ)

```
1   $n = |S|$ 
2   $L_0 = \langle 0 \rangle$ 
3  for  $i = 1$  to  $n$ 
4       $L_i = \text{MERGE-LISTS}(L_{i-1}, L_{i-1} + x_i)$ 
5       $L_i = \text{TRIM}(L_i, \epsilon/2n)$ 
6      remove from  $L_i$  every element that is greater than  $t$ 
7  let  $z^*$  be the largest value in  $L_n$ 
8  return  $z^*$ 
```

▪ **Input:** $S = \langle 104, 102, 201, 101 \rangle$, $t = 308$, $\epsilon = 0.4$
⇒ **Trimming parameter:** $\delta = \epsilon/(2 \cdot n) = \epsilon/8 = 0.05$

- line 2: $L_0 = \langle 0 \rangle$
- line 4: $L_1 = \langle 0, 104 \rangle$
- line 5: $L_1 = \langle 0, 104 \rangle$
- line 6: $L_1 = \langle 0, 104 \rangle$
- line 4: $L_2 = \langle 0, 102, 104, 206 \rangle$
- line 5: $L_2 = \langle 0, 102, 206 \rangle$
- line 6: $L_2 = \langle 0, 102, 206 \rangle$
- line 4: $L_3 = \langle 0, 102, 201, 206, 303, 407 \rangle$
- line 5: $L_3 = \langle 0, 102, 201, 303, 407 \rangle$
- line 6: $L_3 = \langle 0, 102, 201, 303 \rangle$
- line 4: $L_4 = \langle 0, 101, 102, 201, 203, 302, 303, 404 \rangle$
- line 5: $L_4 = \langle 0, 101, 201, 302, 404 \rangle$
- line 6: $L_4 = \langle 0, 101, 201, 302 \rangle$

Returned solution $z^* = 302$, which is 2% within the optimum $307 = 104 + 102 + 101$



Analysis of APPROX-SUBSET-SUM

Theorem 35.8

APPROX-SUBSET-SUM is a FPTAS for the subset-sum problem.

Proof (Approximation Ratio):

- Returned solution z^* is a valid solution ✓
- Let y^* denote an optimal solution
- For every possible sum $y \leq t$ of x_1, \dots, x_i , there exists an element $z \in L'_i$ s.t.:

$$\frac{y}{(1 + \epsilon/(2n))^i} \leq z \leq y \quad y=y^*, i=n \Rightarrow \frac{y^*}{(1 + \epsilon/(2n))^n} \leq z \leq y^*$$

$$\frac{y^*}{z} \leq \left(1 + \frac{\epsilon}{2n}\right)^n,$$

Can be shown by induction on i

and now using the fact that $\left(1 + \frac{\epsilon/2}{n}\right)^n \xrightarrow{n \rightarrow \infty} e^{\epsilon/2}$ yields

$$\begin{aligned} \frac{y^*}{z} &\leq e^{\epsilon/2} \quad \text{Taylor approximation of } e \\ &\leq 1 + \epsilon/2 + (\epsilon/2)^2 \leq 1 + \epsilon \end{aligned}$$



Analysis of APPROX-SUBSET-SUM

Theorem 35.8

APPROX-SUBSET-SUM is a FPTAS for the subset-sum problem.

Proof (Running Time):

- **Strategy:** Derive a bound on $|L_i|$ (running time is linear in $|L_i|$)
 - After trimming, two successive elements z and z' satisfy $z'/z \geq 1 + \epsilon/(2n)$
- \Rightarrow Possible Values after trimming are 0, 1, and up to $\lfloor \log_{1+\epsilon/(2n)} t \rfloor$ additional values.
Hence,

$$\begin{aligned} \log_{1+\epsilon/(2n)} t + 2 &= \frac{\ln t}{\ln(1 + \epsilon/(2n))} + 2 \\ &\leq \frac{2n(1 + \epsilon/(2n)) \ln t}{\epsilon} + 2 \\ &< \frac{3n \ln t}{\epsilon} + 2. \end{aligned}$$

For $x > -1$, $\ln(1 + x) \geq \frac{x}{1+x}$

- This bound on $|L_i|$ is polynomial in the size of the input and in $1/\epsilon$. □

Need $\log(t)$ bits to represent t and n bits to represent S



Concluding Remarks

The Subset-Sum Problem

- **Given:** Set of positive integers $S = \{x_1, x_2, \dots, x_n\}$ and positive integer t
- **Goal:** Find a subset $S' \subseteq S$ which maximizes $\sum_{i: x_i \in S'} x_i \leq t$.

Theorem 35.8

APPROX-SUBSET-SUM is a **FPTAS** for the subset-sum problem.

A more general problem than Subset-Sum

The Knapsack Problem

- **Given:** Items $i = 1, 2, \dots, n$ with weights w_i and **values** v_i , and integer t
- **Goal:** Find a subset $S' \subseteq S$ which
 1. maximizes $\sum_{i \in S'} v_i$
 2. satisfies $\sum_{i \in S'} w_i \leq t$

Algorithm very similar to APPROX-SUBSET-SUM

Theorem

There is a **FPTAS** for the Knapsack problem.



The Subset-Sum Problem

Parallel Machine Scheduling

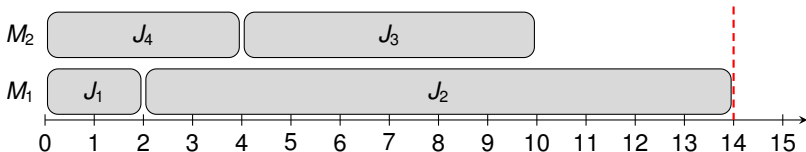


Parallel Machine Scheduling

Machine Scheduling Problem

- **Given:** n jobs J_1, J_2, \dots, J_n with processing times p_1, p_2, \dots, p_n , and m identical machines M_1, M_2, \dots, M_m
- **Goal:** Schedule the jobs on the machines minimizing the **makespan** $C_{\max} = \max_{1 \leq j \leq n} C_j$, where C_k is the **completion time** of job J_k .

- $J_1: p_1 = 2$
- $J_2: p_2 = 12$
- $J_3: p_3 = 6$
- $J_4: p_4 = 4$



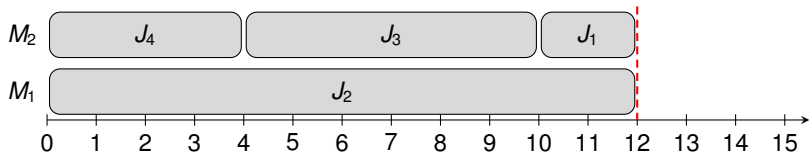
Parallel Machine Scheduling

Machine Scheduling Problem

- **Given:** n jobs J_1, J_2, \dots, J_n with processing times p_1, p_2, \dots, p_n , and m identical machines M_1, M_2, \dots, M_m
- **Goal:** Schedule the jobs on the machines minimizing the **makespan** $C_{\max} = \max_{1 \leq j \leq n} C_j$, where C_k is the **completion time** of job J_k .

- $J_1: p_1 = 2$
- $J_2: p_2 = 12$
- $J_3: p_3 = 6$
- $J_4: p_4 = 4$

For the analysis, it will be convenient to denote by C_i the completion time of a machine i .

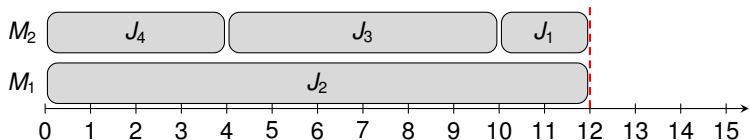


NP-Completeness of Parallel Machine Scheduling

Lemma

Parallel Machine Scheduling is NP-complete even if there are only two machines.

Proof Idea: Polynomial time reduction from NUMBER-PARTITIONING.



Equivalent to the following [Online Algorithm](#) [CLRS]:
Whenever a machine is idle, schedule any job that has not yet been scheduled.

LIST SCHEDULING(J_1, J_2, \dots, J_n, m)

- 1: **while** there exists an unassigned job
- 2: Schedule job on the machine with the least load

How good is this most basic Greedy Approach?



List Scheduling Analysis (Observations)

Ex 35-5 a.&b.

- a. The optimal makespan is at least as large as the greatest processing time, that is,

$$C_{\max}^* \geq \max_{1 \leq k \leq n} p_k.$$

- b. The optimal makespan is at least as large as the average machine load, that is,

$$C_{\max}^* \geq \frac{1}{m} \sum_{k=1}^n p_k.$$

Proof:

- b. The total processing times of all n jobs equals $\sum_{k=1}^n p_k$
 \Rightarrow One machine must have a load of at least $\frac{1}{m} \cdot \sum_{k=1}^n p_k$ □



List Scheduling Analysis (Final Step)

Ex 35-5 d. (Graham 1966)

For the schedule returned by the greedy algorithm it holds that

$$C_{\max} \leq \frac{1}{m} \sum_{k=1}^n p_k + \max_{1 \leq k \leq n} p_k.$$

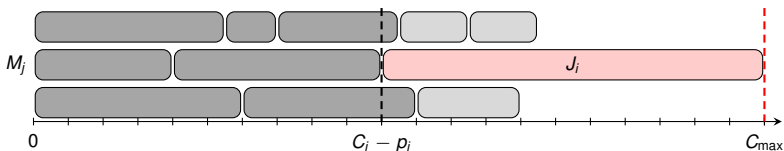
Hence list scheduling is a **poly-time 2-approximation algorithm**.

Proof:

- Let J_i be the **last job** scheduled on machine M_j with $C_{\max} = C_j$
- When J_i was scheduled to machine M_j , $C_j - p_i \leq C_k$ for all $1 \leq k \leq m$
- Averaging** over k yields:

$$C_j - p_i \leq \frac{1}{m} \sum_{k=1}^m C_k = \frac{1}{m} \sum_{k=1}^n p_k \Rightarrow C_j \leq \frac{1}{m} \sum_{k=1}^n p_k + \max_{1 \leq k \leq n} p_k \leq 2 \cdot C_{\max}^*$$

Using Ex 35-5 a. & b.



Improving Greedy

The problem of the List-Scheduling Approach were the large jobs

Analysis can be shown to be almost tight. Is there a better algorithm?

LEAST PROCESSING TIME(J_1, J_2, \dots, J_n, m)

- 1: Sort jobs decreasingly in their processing times
- 2: **for** $i = 1$ to m
- 3: $C_i = 0$
- 4: $S_i = \emptyset$
- 5: **end for**
- 6: **for** $j = 1$ to n
- 7: $i = \operatorname{argmin}_{1 \leq k \leq m} C_k$
- 8: $S_i = S_i \cup \{j\}, C_i = C_i + p_j$
- 9: **end for**
- 10: **return** S_1, \dots, S_m

Runtime:

- $O(n \log n)$ for sorting
- $O(n \log m)$ for extracting (and re-inserting) the minimum (use priority queue).



Analysis of Improved Greedy

Graham 1966

The LPT algorithm has an approximation ratio of $4/3 - 1/(3m)$.

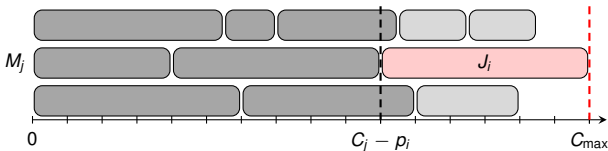
This can be shown to be tight (see next slide).

Proof (of approximation ratio $3/2$).

- Observation 1: If there are at most m jobs, then the solution is optimal.
- Observation 2: If there are more than m jobs, then $C_{\max}^* \geq 2 \cdot p_{m+1}$.
- As in the analysis for list scheduling, we have

$$C_{\max} = C_j = (C_j - p_i) + p_i \leq C_{\max}^* + \frac{1}{2} C_{\max}^* = \frac{3}{2} C_{\max}^* \quad \square$$

This is for the case $i \geq m + 1$ (otherwise, an even stronger inequality holds)



Tightness of the Bound for LPT

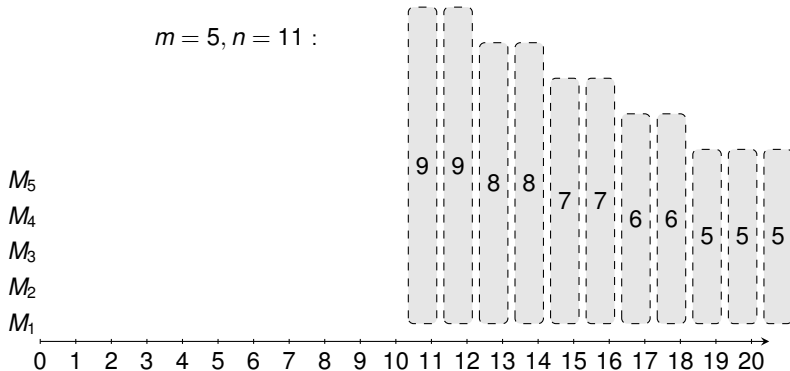
Graham 1966

The LPT algorithm has an approximation ratio of $4/3 - 1/(3m)$.

Proof of an instance which shows tightness:

- m machines
- $n = 2m + 1$ jobs of length $2m - 1, 2m - 2, \dots, m$ and one job of length m

$m = 5, n = 11$:



Tightness of the Bound for LPT

Graham 1966

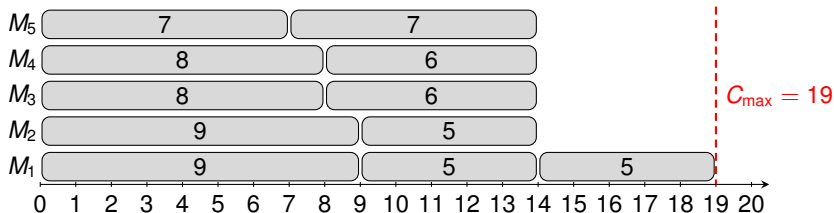
The LPT algorithm has an approximation ratio of $4/3 - 1/(3m)$.

Proof of an instance which shows tightness:

- m machines
- $n = 2m + 1$ jobs of length $2m - 1, 2m - 2, \dots, m$ and one job of length m

$m = 5, n = 11$:

LPT gives $C_{\max} = 19$



Tightness of the Bound for LPT

Graham 1966

The LPT algorithm has an approximation ratio of $4/3 - 1/(3m)$.

$$\frac{19}{15} = \frac{20}{15} - \frac{1}{15}$$

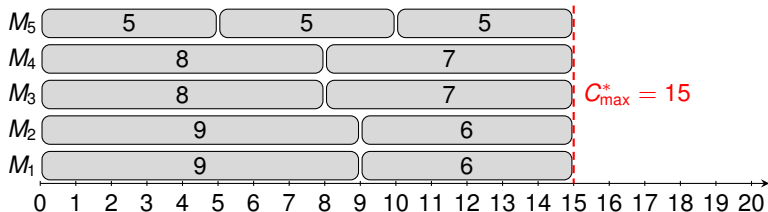
Proof of an instance which shows tightness:

- m machines
- $n = 2m + 1$ jobs of length $2m - 1, 2m - 2, \dots, m$ and one job of length m

$$m = 5, n = 11 :$$

LPT gives $C_{\max} = 19$

Optimum is $C_{\max}^* = 15$



A PTAS for Parallel Machine Scheduling

Basic Idea: For $(1 + \epsilon)$ -approximation, don't have to work with exact p_k 's.

SUBROUTINE($J_1, J_2, \dots, J_n, m, T$)

- 1: Either: **Return** a solution with $C_{\max} \leq (1 + \epsilon) \cdot \max\{T, C_{\max}^*\}$
- 2: Or: **Return** there is no solution with makespan $< T$

Key Lemma

We will prove this on the next slides.

SUBROUTINE can be implemented in time $n^{O(1/\epsilon^2)}$.

Theorem (Hochbaum, Shmoys'87)

There exists a PTAS for Parallel Machine Scheduling which runs in time $O(n^{O(1/\epsilon^2)} \cdot \log P)$, where $P := \sum_{k=1}^n p_k$.

polynomial in the size of the input

Proof (using Key Lemma):

PTAS(J_1, J_2, \dots, J_n, m)

- 1: Do binary search to find smallest T s.t. $C_{\max} \leq (1 + \epsilon) \cdot \max\{T, C_{\max}^*\}$.
- 2: **Return** solution computed by SUBROUTINE($J_1, J_2, \dots, J_n, m, T$)

Since $0 \leq C_{\max}^* \leq P$ and C_{\max}^* is integral, binary search terminates after $O(\log P)$ steps.



Implementation of Subroutine

SUBROUTINE($J_1, J_2, \dots, J_n, m, T$)

- 1: Either: **Return** a solution with $C_{\max} \leq (1 + \epsilon) \cdot \max\{T, C_{\max}^*\}$
- 2: Or: **Return** there is no solution with makespan $< T$

— Observation —

Divide jobs into two groups: $J_{\text{small}} = \{J_i: p_i \leq \epsilon \cdot T\}$ and $J_{\text{large}} = J \setminus J_{\text{small}}$.
Given a solution for J_{large} only with makespan $(1 + \epsilon) \cdot T$, then **greedily placing** J_{small} yields a solution with makespan $(1 + \epsilon) \cdot \max\{T, C_{\max}^*\}$.

Proof:

- Let M_j be the machine with largest load
- If there are no jobs from J_{small} , then makespan is at most $(1 + \epsilon) \cdot T$.
- Otherwise, let $i \in J_{\text{small}}$ be the last job added to M_j .

$$C_j - p_i \leq \frac{1}{m} \sum_{k=1}^n p_k \quad \Rightarrow$$

the “well-known” formula

$$\begin{aligned} C_j &\leq p_i + \frac{1}{m} \sum_{k=1}^n p_k \\ &\leq \epsilon \cdot T + C_{\max}^* \\ &\leq (1 + \epsilon) \cdot \max\{T, C_{\max}^*\} \quad \square \end{aligned}$$



Proof of Key Lemma (non-examinable)

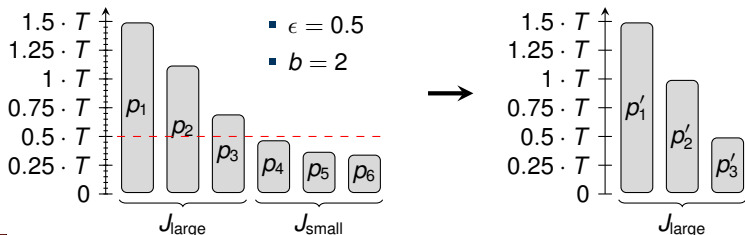
Use **Dynamic Programming** to schedule J_{large} with makespan $(1 + \epsilon) \cdot T$.

- Let b be the smallest integer with $1/b \leq \epsilon$. Define processing times $p'_i = \lceil \frac{p_i b^2}{T} \rceil \cdot \frac{T}{b^2}$
- ⇒ Every $p'_i = \alpha \cdot \frac{T}{b^2}$ for $\alpha = b, b+1, \dots, b^2$ Can assume there are no jobs with $p_j \geq T$!
- Let \mathcal{C} be all $(s_b, s_{b+1}, \dots, s_{b^2})$ with $\sum_{i=j}^{b^2} s_j \cdot j \cdot \frac{T}{b^2} \leq T$. Assignments to one machine with makespan $\leq T$.
- Let $f(n_b, n_{b+1}, \dots, n_{b^2})$ be the **minimum number of machines** required to schedule all jobs with makespan $\leq T$:

Assign some jobs to one machine, and then use as few machines as possible for the rest.

$$f(0, 0, \dots, 0) = 0$$

$$f(n_b, n_{b+1}, \dots, n_{b^2}) = 1 + \min_{(s_b, s_{b+1}, \dots, s_{b^2}) \in \mathcal{C}} f(n_b - s_b, n_{b+1} - s_{b+1}, \dots, n_{b^2} - s_{b^2}).$$



Proof of Key Lemma (non-examinable)

Use **Dynamic Programming** to schedule J_{large} with makespan $(1 + \epsilon) \cdot T$.

▪ Let b be the smallest integer with $1/b \leq \epsilon$. Define processing times $p'_i = \lceil \frac{p_i b^2}{T} \rceil \cdot \frac{T}{b^2}$
 \Rightarrow Every $p'_i = \alpha \cdot \frac{T}{b^2}$ for $\alpha = b, b+1, \dots, b^2$

▪ Let \mathcal{C} be all $(s_b, s_{b+1}, \dots, s_{b^2})$ with $\sum_{i=j}^{b^2} s_j \cdot j \cdot \frac{T}{b^2} \leq T$.

▪ Let $f(n_b, n_{b+1}, \dots, n_{b^2})$ be the **minimum number of machines** required to schedule all jobs with makespan $\leq T$:

$$f(0, 0, \dots, 0) = 0$$

$$f(n_b, n_{b+1}, \dots, n_{b^2}) = 1 + \min_{(s_b, s_{b+1}, \dots, s_{b^2}) \in \mathcal{C}} f(n_b - s_b, n_{b+1} - s_{b+1}, \dots, n_{b^2} - s_{b^2}).$$

- **Number of table entries is at most n^{b^2} , hence filling all entries takes $n^{O(b^2)}$**
- If $f(n_b, n_{b+1}, \dots, n_{b^2}) \leq m$ (for the jobs with p'), then **return yes**, otherwise **no**.
- As every machine is assigned at most b jobs ($p'_i \geq \frac{T}{b}$) and the makespan is $\leq T$,

$$\begin{aligned} C_{\max} &\leq T + b \cdot \max_{i \in J_{\text{large}}} (p_i - p'_i) \\ &\leq T + b \cdot \frac{T}{b^2} \leq (1 + \epsilon) \cdot T. \quad \square \end{aligned}$$



Final Remarks

Graham 1966

List scheduling has an approximation ratio of 2.

Graham 1966

The LPT algorithm has an approximation ratio of $4/3 - 1/(3m)$.

Theorem (Hochbaum, Shmoys'87)

There exists a PTAS for Parallel Machine Scheduling which runs in time $O(n^{O(1/\epsilon^2)} \cdot \log P)$, where $P := \sum_{k=1}^n p_k$.

Can we find a FPTAS (for polynomially bounded processing times)?
No!

Because for sufficiently small approximation ratio $1 + \epsilon$, the computed solution has to be optimal, and Parallel Machine Scheduling is strongly NP-hard.



VI. Approximation Algorithms: Travelling Salesman Problem

Thomas Sauerwald

Easter 2018



UNIVERSITY OF
CAMBRIDGE

Outline

Introduction

General TSP

Metric TSP



The Traveling Salesman Problem (TSP)

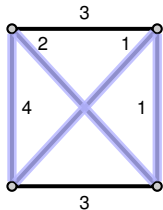
Given a set of *cities* along with the cost of travel between them, find the cheapest route visiting all cities and returning to your starting point.

Formal Definition

- **Given:** A complete undirected graph $G = (V, E)$ with nonnegative integer cost $c(u, v)$ for each edge $(u, v) \in E$
- **Goal:** Find a hamiltonian cycle of G with minimum cost.

Solution space consists of at most $n!$ possible tours!

Actually the right number is $(n - 1)!/2$



$$2 + 4 + 1 + 1 = 8$$

Special Instances

- **Metric TSP:** costs satisfy triangle inequality:

$$\forall u, v, w \in V: \quad c(u, w) \leq c(u, v) + c(v, w).$$

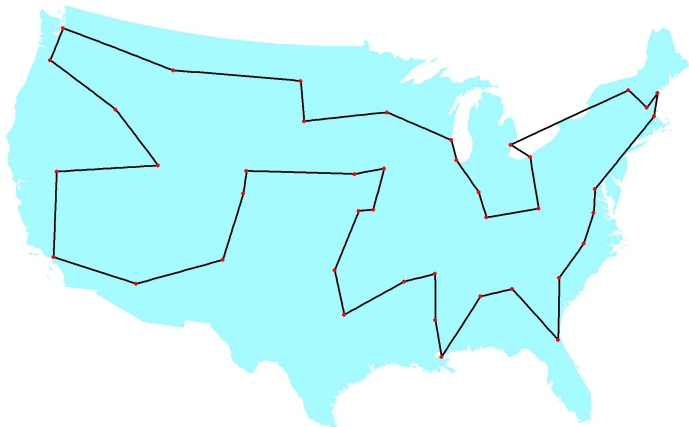
Even this version is NP hard (Ex. 35.2-2)

- **Euclidean TSP:** cities are points in the Euclidean space, costs are equal to their (rounded) Euclidean distance



History of the TSP problem (1954)

Dantzig, Fulkerson and Johnson found an optimal tour through 42 cities.

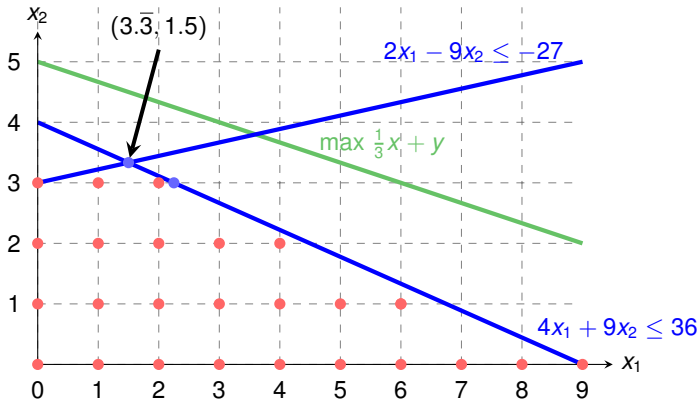


http://www.math.uwaterloo.ca/tsp/history/img/dantzig_big.html



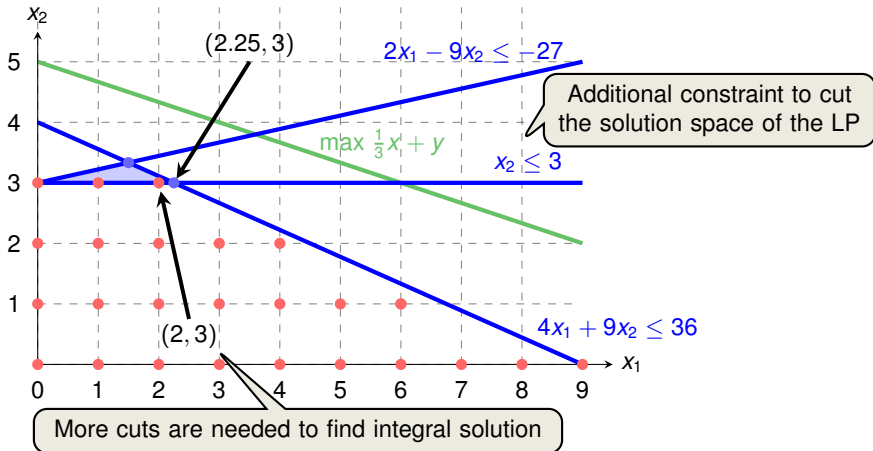
The Dantzig-Fulkerson-Johnson Method

1. Create a linear program (variable $x(u, v) = 1$ iff tour goes between u and v)
2. Solve the linear program. If the solution is integral and forms a tour, stop. Otherwise find a new constraint to add (cutting plane)



The Dantzig-Fulkerson-Johnson Method

1. Create a linear program (variable $x(u, v) = 1$ iff tour goes between u and v)
2. Solve the linear program. If the solution is integral and forms a tour, stop. Otherwise find a new constraint to add (cutting plane)



Outline

Introduction

General TSP

Metric TSP



Hardness of Approximation

Theorem 35.3

If $P \neq NP$, then for any constant $\rho \geq 1$, there is no polynomial-time approximation algorithm with approximation ratio ρ for the general TSP.

Proof:

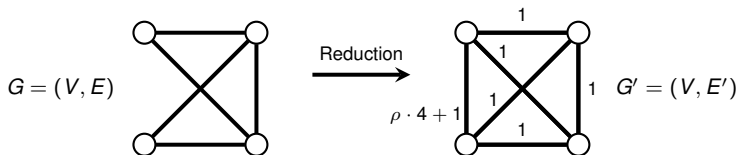
Idea: Reduction from the hamiltonian-cycle problem.

- Let $G = (V, E)$ be an instance of the hamiltonian-cycle problem
- Let $G' = (V, E')$ be a complete graph with costs for each $(u, v) \in E'$:

Can create representations of G' and c in time polynomial in $|V|$ and $|E|!$

$$c(u, v) = \begin{cases} 1 & \text{if } (u, v) \in E, \\ \rho|V| + 1 & \text{otherwise.} \end{cases}$$

Large weight will render this edge useless!



Hardness of Approximation

Theorem 35.3

If $P \neq NP$, then for any constant $\rho \geq 1$, there is no polynomial-time approximation algorithm with approximation ratio ρ for the general TSP.

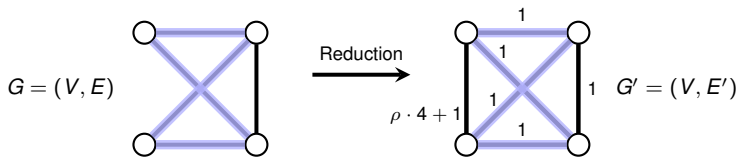
Proof:

Idea: Reduction from the hamiltonian-cycle problem.

- Let $G = (V, E)$ be an instance of the **hamiltonian-cycle problem**
- Let $G' = (V, E')$ be a complete graph with **costs** for each $(u, v) \in E'$:

$$c(u, v) = \begin{cases} 1 & \text{if } (u, v) \in E, \\ \rho|V| + 1 & \text{otherwise.} \end{cases}$$

- If G has a hamiltonian cycle H , then (G', c) contains a tour of cost $|V|$



Hardness of Approximation

Theorem 35.3

If $P \neq NP$, then for any constant $\rho \geq 1$, there is no polynomial-time approximation algorithm with approximation ratio ρ for the general TSP.

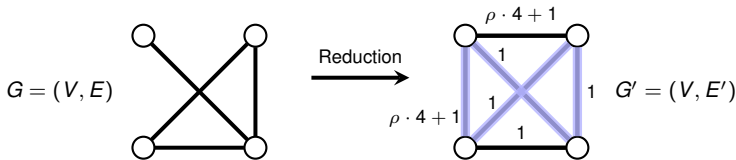
Idea: Reduction from the hamiltonian-cycle problem.

Proof:

- Let $G = (V, E)$ be an instance of the **hamiltonian-cycle problem**
- Let $G' = (V, E')$ be a complete graph with **costs** for each $(u, v) \in E'$:

$$c(u, v) = \begin{cases} 1 & \text{if } (u, v) \in E, \\ \rho|V| + 1 & \text{otherwise.} \end{cases}$$

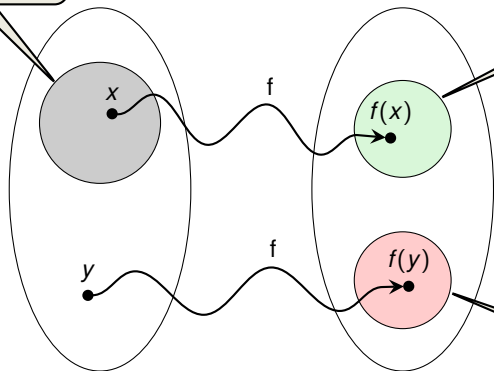
- If G has a hamiltonian cycle H , then (G', c) contains a tour of cost $|V|$
- If G does not have a hamiltonian cycle, then any tour T must use some edge $\notin E$,
 $\Rightarrow c(T) \geq (\rho|V| + 1) + (|V| - 1) = (\rho + 1)|V|$.
- Gap of $\rho + 1$ between tours which are using only edges in G and those which don't
- ρ -Approximation of TSP in G' computes **hamiltonian cycle** in G (if one exists) \square



Proof of Theorem 35.3 from a higher perspective

General Method to prove inapproximability results!

All instances with a
hamiltonian cycle



instances of Hamilton

instances of TSP



Outline

Introduction

General TSP

Metric TSP



Metric TSP (TSP Problem with the Triangle Inequality)

Idea: First compute an MST, and then create a tour based on the tree.

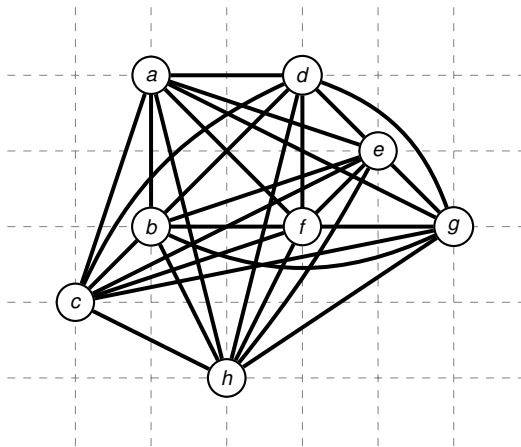
APPROX-TSP-TOUR(G, c)

- 1: select a vertex $r \in G.V$ to be a “root” vertex
- 2: compute a minimum spanning tree T_{\min} for G from root r
- 3: using MST-PRIM(G, c, r)
- 4: let H be a list of vertices, ordered according to when they are first visited
- 5: in a preorder walk of T_{\min}
- 6: **return** the hamiltonian cycle H

Runtime is dominated by MST-PRIM, which is $\Theta(V^2)$.

Remember: In the Metric-TSP problem, G is a complete graph.

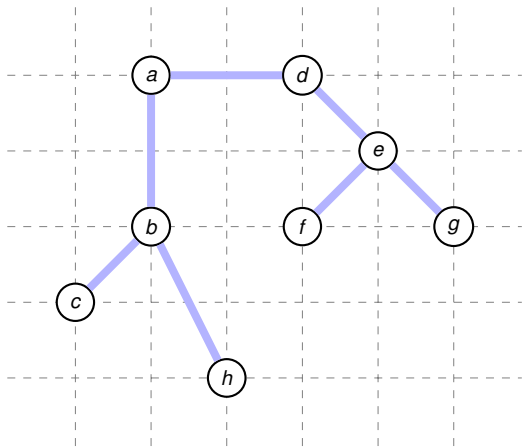




1. Compute MST T_{\min}



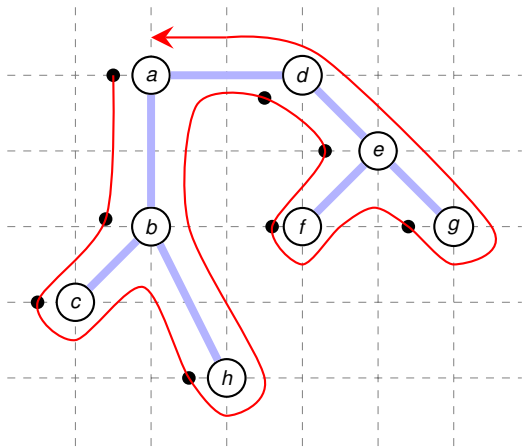
Run of APPROX-TSP-TOUR



1. Compute MST T_{\min} ✓
2. Perform preorder walk on MST T_{\min}



Run of APPROX-TSP-TOUR

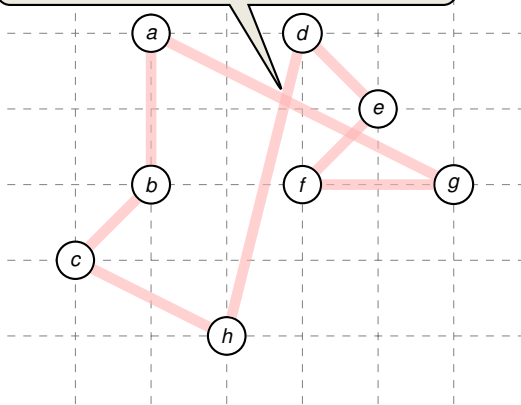


1. Compute MST T_{\min} ✓
2. Perform preorder walk on MST T_{\min} ✓
3. Return list of vertices according to the preorder tree walk



Run of APPROX-TSP-TOUR

Solution has cost ≈ 19.704 - not optimal!

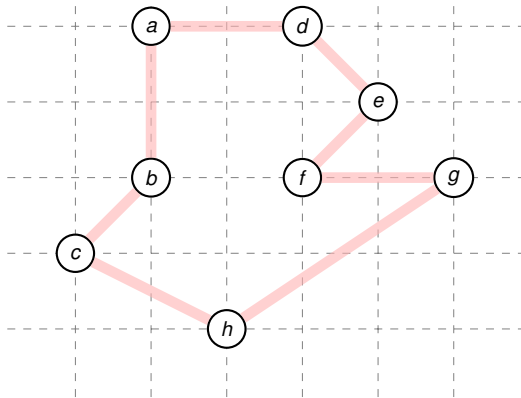


1. Compute MST T_{\min} ✓
2. Perform preorder walk on MST T_{\min} ✓
3. Return list of vertices according to the preorder tree walk ✓



Run of APPROX-TSP-TOUR

Better solution, yet still not optimal!

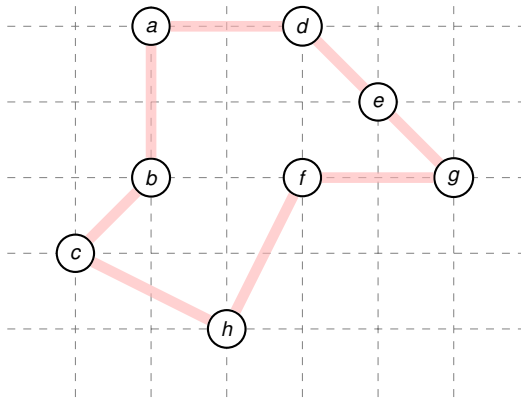


1. Compute MST T_{\min} ✓
2. Perform preorder walk on MST T_{\min} ✓
3. Return list of vertices according to the preorder tree walk ✓



Run of APPROX-TSP-TOUR

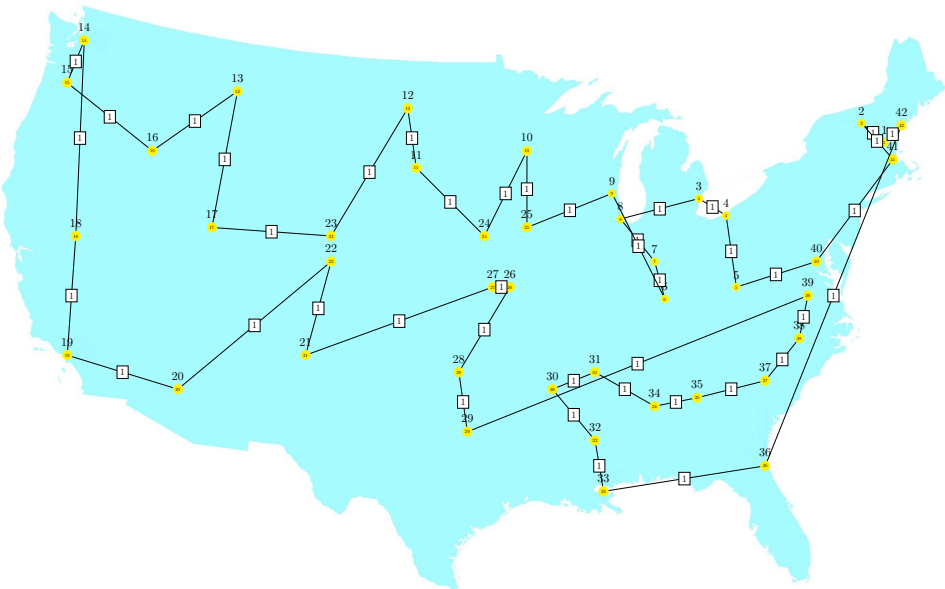
This is the optimal solution (cost ≈ 14.715).



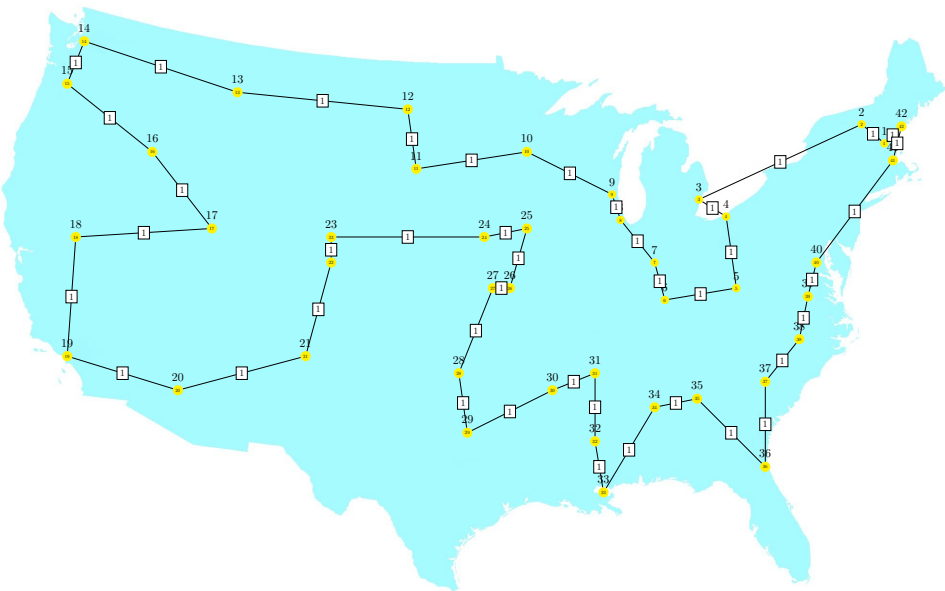
1. Compute MST T_{\min} ✓
2. Perform preorder walk on MST T_{\min} ✓
3. Return list of vertices according to the preorder tree walk ✓



Approximate Solution: Objective 921



Optimal Solution: Objective 699



Proof of the Approximation Ratio

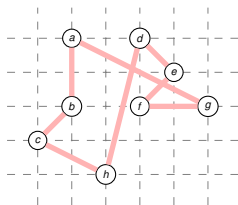
Theorem 35.2

APPROX-TSP-TOUR is a polynomial-time 2-approximation for the traveling-salesman problem with the triangle inequality.

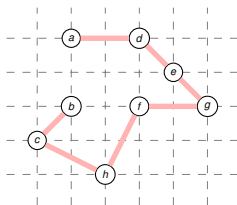
Proof:

- Consider the optimal tour H^* and remove an arbitrary edge
 \Rightarrow yields a spanning tree T and $c(T) \leq c(H^*)$

exploiting that all edge costs are non-negative!



solution H of APPROX-TSP



spanning tree T as a subset of H^*



Proof of the Approximation Ratio

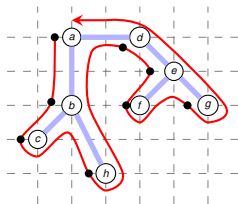
Theorem 35.2

APPROX-TSP-TOUR is a polynomial-time 2-approximation for the traveling-salesman problem with the triangle inequality.

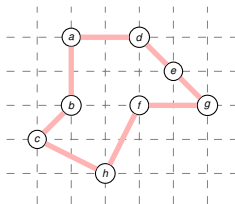
Proof:

- Consider the optimal tour H^* and remove an arbitrary edge
- \Rightarrow yields a spanning tree T and $c(T) \leq c(H^*)$
- Let W be the full walk of the minimum spanning tree T_{\min} (including repeated visits)
- \Rightarrow Full walk traverses every edge exactly twice, so

$$c(W) = 2c(T_{\min}) \leq 2c(T) \leq 2c(H^*)$$



Walk $W = (a, b, c, b, h, b, a, d, e, f, e, g, e, d, a)$



optimal solution H^*



Proof of the Approximation Ratio

Theorem 35.2

APPROX-TSP-TOUR is a polynomial-time 2-approximation for the traveling-salesman problem with the triangle inequality.

Proof:

- Consider the optimal tour H^* and remove an arbitrary edge
 \Rightarrow yields a **spanning tree** T and $c(T) \leq c(H^*)$
- Let W be the **full walk** of the minimum spanning tree T_{\min} (including repeated visits)
- \Rightarrow Full walk traverses every edge **exactly twice**, so

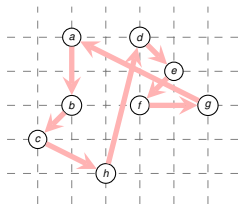
$$c(W) = 2c(T_{\min}) \leq 2c(T) \leq 2c(H^*)$$

exploiting **triangle inequality!**

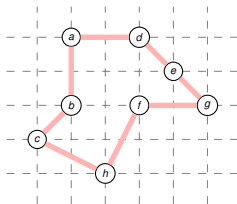
- Deleting duplicate vertices from W yields a tour H with smaller cost:

$$c(H) \leq c(W) \leq 2c(H^*)$$

□



Walk $W = (a, b, c, \cancel{b}, h, \cancel{b}, a, d, e, f, \cancel{e}, g, \cancel{e}, d, a)$



optimal solution H^*



Christofides Algorithm

Theorem 35.2

APPROX-TSP-TOUR is a polynomial-time 2-approximation for the traveling-salesman problem with the triangle inequality.

Can we get a better approximation ratio?

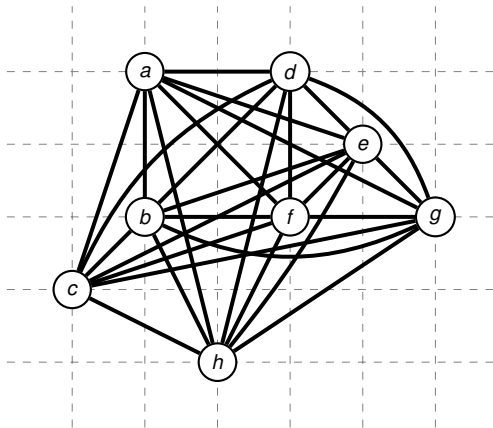
CHRISTOFIDES(G, c)

- 1: select a vertex $r \in G.V$ to be a “root” vertex
- 2: compute a minimum spanning tree T_{\min} for G from root r
- 3: using MST-PRIM(G, c, r)
- 4: compute a perfect matching M_{\min} with minimum weight in the complete graph
- 5: over the odd-degree vertices in T_{\min}
- 6: let H be a list of vertices, ordered according to when they are first visited
- 7: in a Eulearian circuit of $T_{\min} \cup M_{\min}$
- 8: **return** the hamiltonian cycle H

Theorem (Christofides'76)

There is a polynomial-time $\frac{3}{2}$ -approximation algorithm for the travelling salesman problem with the triangle inequality.

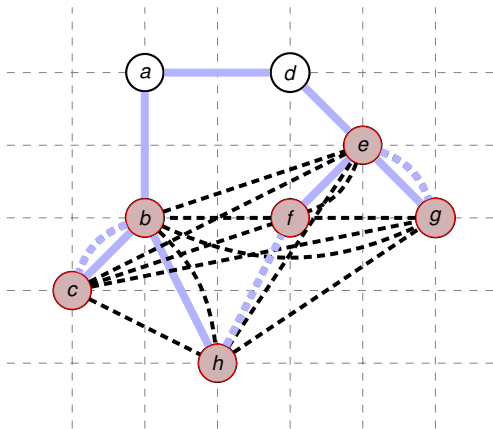




1. Compute MST T_{\min}

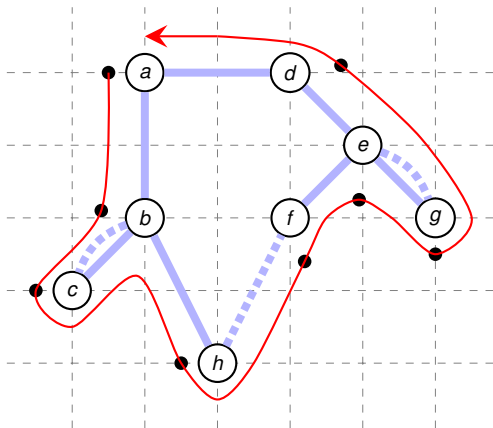


Run of CHRISTOFIDES



1. Compute MST T_{\min} ✓
2. Add a minimum-weight perfect matching M_{\min} of the odd vertices in T_{\min} ✓



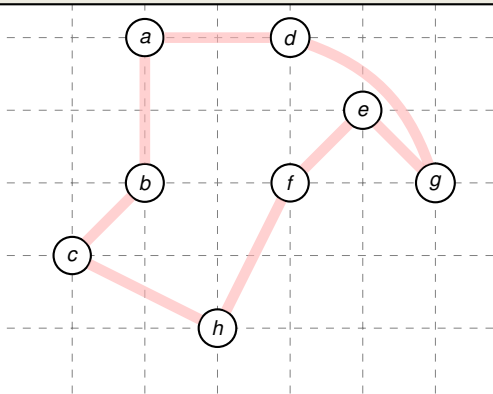


1. Compute MST T_{\min} ✓
2. Add a minimum-weight perfect matching M_{\min} of the odd vertices in T_{\min} ✓
3. Find an Eulerian Circuit in $T_{\min} \cup M_{\min}$ ✓

All vertices in $T_{\min} \cup M_{\min}$ have even degree!



Solution has cost ≈ 15.54 - within 10% of the optimum!



1. Compute MST T_{\min} ✓
2. Add a minimum-weight perfect matching M_{\min} of the odd vertices in T_{\min} ✓
3. Find an Eulerian Circuit in $T_{\min} \cup M_{\min}$ ✓
4. Transform the Circuit into a Hamiltonian Cycle ✓



Proof of the Approximation Ratio

Theorem (Christofides'76)

There is a polynomial-time $\frac{3}{2}$ -approximation algorithm for the travelling salesman problem with the triangle inequality.

Proof is quite similar to the previous analysis

Proof (Approximation Ratio):

- As before, let H^* denote the optimal tour
- The Eulerian Circuit W uses each edge of the minimum spanning tree T_{\min} and the minimum-weight matching M_{\min} exactly once:

$$c(W) = c(T_{\min}) + c(M_{\min}) \leq c(H^*) + c(M_{\min}) \quad (1)$$

- Let H_{odd}^* be an optimal tour on the odd-degree vertices in T_{\min}
- Taking edges alternately, we obtain two matchings M_1 and M_2 such that $c(M_1) + c(M_2) = c(H_{\text{odd}}^*)$
- By shortcutting and the triangle inequality,

$$c(M_{\min}) \leq \frac{1}{2}c(H_{\text{odd}}^*) \leq \frac{1}{2}c(H^*). \quad (2)$$

- Combining 1 with 2 yields

$$c(W) \leq c(H^*) + c(M_{\min}) \leq c(H^*) + \frac{1}{2}c(H^*) = \frac{3}{2}c(H^*).$$



Concluding Remarks

Theorem (Christofides'76)

There is a polynomial-time $\frac{3}{2}$ -approximation algorithm for the travelling salesman problem with the triangle inequality.

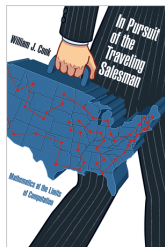
Both received the Gödel Award 2010

Theorem (Arora'96, Mitchell'96)

There is a PTAS for the Euclidean TSP Problem.

“Christos Papadimitriou told me that the traveling salesman problem is not a problem. It’s an addiction.”

Jon Bentley 1991



VII. Approximation Algorithms: Randomisation and Rounding

Thomas Sauerwald

Easter 2018



UNIVERSITY OF
CAMBRIDGE

Randomised Approximation

MAX-3-CNF

Weighted Vertex Cover

Weighted Set Cover



Performance Ratios for Randomised Approximation Algorithms

Approximation Ratio

A **randomised** algorithm for a problem has **approximation ratio** $\rho(n)$, if for any input of size n , the **expected** cost C of the returned solution and optimal cost C^* satisfy:

$$\max\left(\frac{C}{C^*}, \frac{C^*}{C}\right) \leq \rho(n).$$

Call such an algorithm **randomised $\rho(n)$ -approximation algorithm**.

extends in the natural way to **randomised algorithms**

Approximation Schemes

An **approximation scheme** is an approximation algorithm, which given any input and $\epsilon > 0$, is a $(1 + \epsilon)$ -approximation algorithm.

- It is a **polynomial-time approximation scheme (PTAS)** if for any fixed $\epsilon > 0$, the runtime is polynomial in n . (For example, $O(n^{2/\epsilon})$.)
- It is a **fully polynomial-time approximation scheme (FPTAS)** if the runtime is polynomial in both $1/\epsilon$ and n . (For example, $O((1/\epsilon)^2 \cdot n^3)$.)



Randomised Approximation

MAX-3-CNF

Weighted Vertex Cover

Weighted Set Cover



MAX-3-CNF Satisfiability

Assume that no literal (including its negation) appears more than once in the same clause.

MAX-3-CNF Satisfiability

- **Given:** 3-CNF formula, e.g.: $(x_1 \vee x_3 \vee \bar{x}_4) \wedge (x_2 \vee \bar{x}_3 \vee \bar{x}_5) \wedge \dots$
- **Goal:** Find an assignment of the variables that satisfies as many clauses as possible.

Relaxation of the **satisfiability** problem. Want to compute how “close” the formula to being satisfiable is.

Example:

$$(x_1 \vee x_3 \vee \bar{x}_4) \wedge (x_1 \vee \bar{x}_3 \vee \bar{x}_5) \wedge (x_2 \vee \bar{x}_4 \vee x_5) \wedge (\bar{x}_1 \vee x_2 \vee \bar{x}_3)$$

$x_1 = 1, x_2 = 0, x_3 = 1, x_4 = 0$ and $x_5 = 1$ satisfies 3 (out of 4 clauses)

Idea: What about assigning each variable independently at random?



Analysis

Theorem 35.6

Given an instance of MAX-3-CNF with n variables x_1, x_2, \dots, x_n and m clauses, the randomised algorithm that sets each variable independently at random is a **randomised $8/7$ -approximation algorithm**.

Proof:

- For every clause $i = 1, 2, \dots, m$, define a **random variable**:

$$Y_i = \mathbf{1}\{\text{clause } i \text{ is satisfied}\}$$

- Since each literal (including its negation) appears at most once in clause i ,

$$\Pr[\text{clause } i \text{ is not satisfied}] = \frac{1}{2} \cdot \frac{1}{2} \cdot \frac{1}{2} = \frac{1}{8}$$

$$\Rightarrow \Pr[\text{clause } i \text{ is satisfied}] = 1 - \frac{1}{8} = \frac{7}{8}$$

$$\Rightarrow \mathbf{E}[Y_i] = \Pr[Y_i = 1] \cdot 1 = \frac{7}{8}.$$

- Let $Y := \sum_{i=1}^m Y_i$ be the number of satisfied clauses. Then,

$$\mathbf{E}[Y] = \mathbf{E}\left[\sum_{i=1}^m Y_i\right] = \sum_{i=1}^m \mathbf{E}[Y_i] = \sum_{i=1}^m \frac{7}{8} = \frac{7}{8} \cdot m. \quad \square$$

Linearity of Expectations

maximum number of satisfiable clauses is m



Interesting Implications

Theorem 35.6

Given an instance of MAX-3-CNF with n variables x_1, x_2, \dots, x_n and m clauses, the randomised algorithm that sets each variable independently at random is a polynomial-time **randomised $8/7$ -approximation algorithm**.

Corollary

For any instance of MAX-3-CNF, there **exists** an assignment which satisfies at least $\frac{7}{8}$ of all clauses.

There is $\omega \in \Omega$ such that $Y(\omega) \geq \mathbf{E}[Y]$

Probabilistic Method: powerful tool to show existence of a non-obvious property.

Corollary

Any instance of MAX-3-CNF with at most 7 clauses is satisfiable.

Follows from the previous Corollary.



Expected Approximation Ratio

Theorem 35.6

Given an instance of MAX-3-CNF with n variables x_1, x_2, \dots, x_n and m clauses, the randomised algorithm that sets each variable independently at random is a polynomial-time randomised $8/7$ -approximation algorithm.

One could prove that the probability to satisfy $(7/8) \cdot m$ clauses is at least $1/(8m)$

$$\mathbf{E}[Y] = \frac{1}{2} \cdot \mathbf{E}[Y \mid x_1 = 1] + \frac{1}{2} \cdot \mathbf{E}[Y \mid x_1 = 0].$$

Y is defined as in the previous proof.

One of the two conditional expectations is at least $\mathbf{E}[Y]$!

GREEDY-3-CNF(ϕ, n, m)

- 1: **for** $j = 1, 2, \dots, n$
- 2: Compute $\mathbf{E}[Y \mid x_1 = v_1, \dots, x_{j-1} = v_{j-1}, x_j = 1]$
- 3: Compute $\mathbf{E}[Y \mid x_1 = v_1, \dots, x_{j-1} = v_{j-1}, x_j = 0]$
- 4: Let $x_j = v_j$ so that the conditional expectation is maximized
- 5: **return** the assignment v_1, v_2, \dots, v_n



Analysis of GREEDY-3-CNF(ϕ, n, m)

This algorithm is deterministic.

Theorem

GREEDY-3-CNF(ϕ, n, m) is a polynomial-time $8/7$ -approximation.

Proof:

- **Step 1:** polynomial-time algorithm
 - In iteration $j = 1, 2, \dots, n$, $Y = Y(\phi)$ averages over 2^{n-j+1} assignments
 - A smarter way is to use **linearity of (conditional) expectations**:

$$\mathbf{E} [Y \mid x_1 = v_1, \dots, x_{j-1} = v_{j-1}, x_j = 1] = \sum_{i=1}^m \mathbf{E} [Y_i \mid x_1 = v_1, \dots, x_{j-1} = v_{j-1}, x_j = 1]$$

computable in $O(1)$

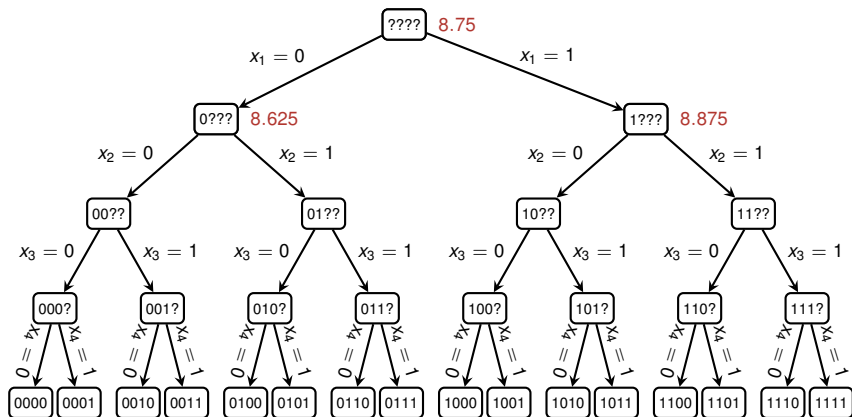
- **Step 2:** satisfies at least $7/8 \cdot m$ clauses
 - Due to the greedy choice in each iteration $j = 1, 2, \dots, n$,

$$\begin{aligned} \mathbf{E} [Y \mid x_1 = v_1, \dots, x_{j-1} = v_{j-1}, x_j = v_j] &\geq \mathbf{E} [Y \mid x_1 = v_1, \dots, x_{j-1} = v_{j-1}] \\ &\geq \mathbf{E} [Y \mid x_1 = v_1, \dots, x_{j-2} = v_{j-2}] \\ &\vdots \\ &\geq \mathbf{E} [Y] = \frac{7}{8} \cdot m. \quad \square \end{aligned}$$



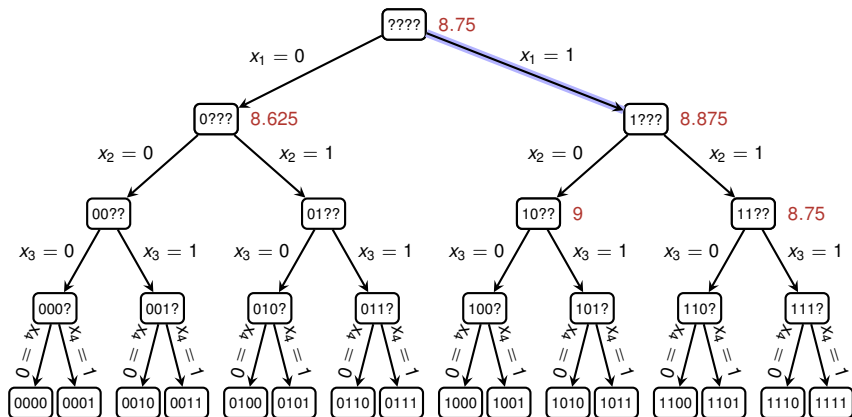
Run of GREEDY-3-CNF(φ, n, m)

$$(x_1 \vee x_2 \vee x_3) \wedge (x_1 \vee \bar{x}_2 \vee \bar{x}_4) \wedge (x_1 \vee x_2 \vee \bar{x}_4) \wedge (\bar{x}_1 \vee \bar{x}_3 \vee x_4) \wedge (x_1 \vee x_2 \vee \bar{x}_4) \wedge (\bar{x}_1 \vee \bar{x}_2 \vee \bar{x}_3) \wedge (\bar{x}_1 \vee x_2 \vee x_3) \wedge (\bar{x}_1 \vee \bar{x}_2 \vee x_3) \wedge (x_1 \vee x_3 \vee x_4) \wedge (x_2 \vee \bar{x}_3 \vee \bar{x}_4)$$



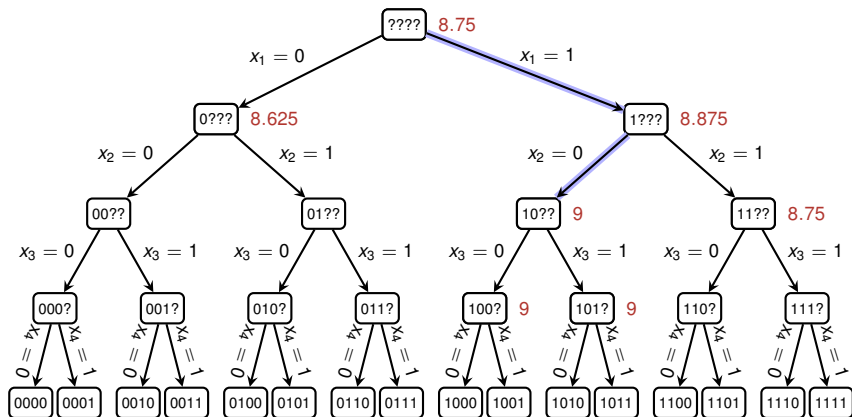
Run of GREEDY-3-CNF(φ, n, m)

$$1 \wedge 1 \wedge 1 \wedge (\overline{x_3} \vee x_4) \wedge 1 \wedge (\overline{x_2} \vee \overline{x_3}) \wedge (x_2 \vee x_3) \wedge (\overline{x_2} \vee x_3) \wedge 1 \wedge (x_2 \vee \overline{x_3} \vee \overline{x_4})$$



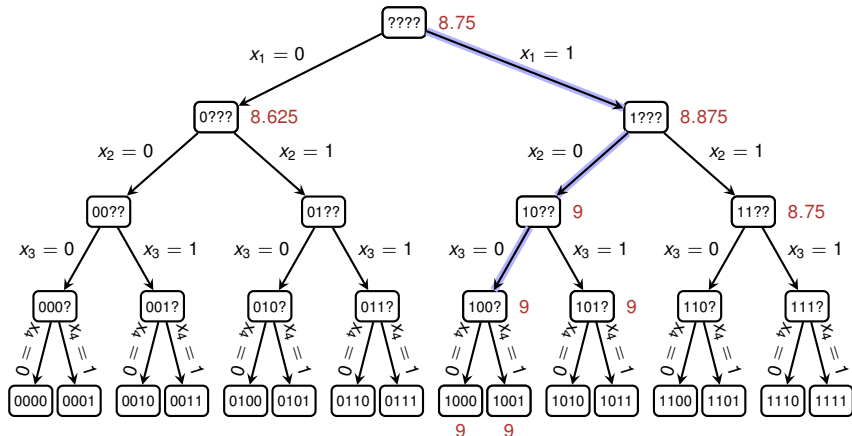
Run of GREEDY-3-CNF(φ, n, m)

$$1 \wedge 1 \wedge 1 \wedge (\overline{x_3} \vee x_4) \wedge 1 \wedge 1 \wedge (x_3) \wedge 1 \wedge 1 \wedge (\overline{x_3} \vee \overline{x_4})$$



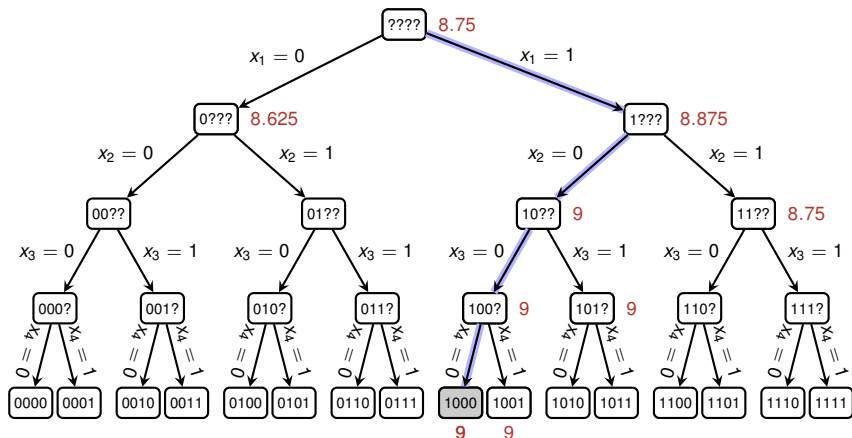
Run of GREEDY-3-CNF(φ, n, m)

$1 \wedge 1 \wedge 1 \wedge 1 \wedge 1 \wedge 1 \wedge 0 \wedge 1 \wedge 1 \wedge 1$



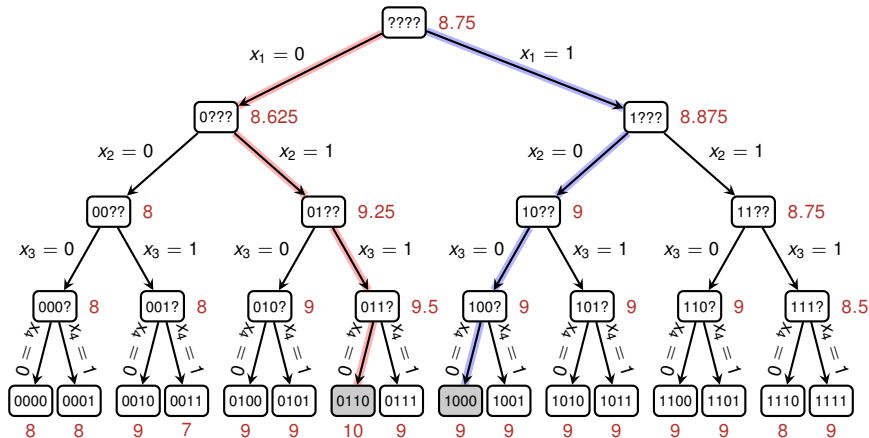
Run of GREEDY-3-CNF(φ, n, m)

$1 \wedge 1 \wedge 1 \wedge 1 \wedge 1 \wedge 1 \wedge 0 \wedge 1 \wedge 1 \wedge 1$



Run of GREEDY-3-CNF(φ, n, m)

$$(x_1 \vee x_2 \vee x_3) \wedge (x_1 \vee \overline{x_2} \vee \overline{x_4}) \wedge (x_1 \vee x_2 \vee \overline{x_4}) \wedge (\overline{x_1} \vee \overline{x_3} \vee x_4) \wedge (x_1 \vee x_2 \vee \overline{x_4}) \wedge (\overline{x_1} \vee \overline{x_2} \vee \overline{x_3}) \wedge (\overline{x_1} \vee x_2 \vee x_3) \wedge (\overline{x_1} \vee \overline{x_2} \vee x_3) \wedge (x_1 \vee x_3 \vee x_4) \wedge (x_2 \vee \overline{x_3} \vee \overline{x_4})$$



Returned solution satisfies 9 out of 10 clauses, but the formula is satisfiable.



MAX-3-CNF: Concluding Remarks

Theorem 35.6

Given an instance of MAX-3-CNF with n variables x_1, x_2, \dots, x_n and m clauses, the randomised algorithm that sets each variable independently at random is a **randomised $8/7$ -approximation algorithm**.

Theorem

GREEDY-3-CNF(ϕ, n, m) is a polynomial-time **$8/7$ -approximation**.

Theorem (Hastad'97)

For any $\epsilon > 0$, there is **no** polynomial time **$8/7 - \epsilon$ approximation algorithm** of MAX3-SAT unless P=NP.

Essentially there is nothing smarter than just guessing!



Outline

Randomised Approximation

MAX-3-CNF

Weighted Vertex Cover

Weighted Set Cover

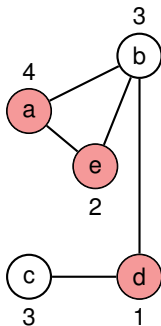


The **Weighted** Vertex-Cover Problem

Vertex Cover Problem

- **Given:** Undirected, **vertex-weighted** graph $G = (V, E)$
- **Goal:** Find a **minimum-weight** subset $V' \subseteq V$ such that if $(u, v) \in E(G)$, then $u \in V'$ or $v \in V'$.

This is (still) an NP-hard problem.



Applications:

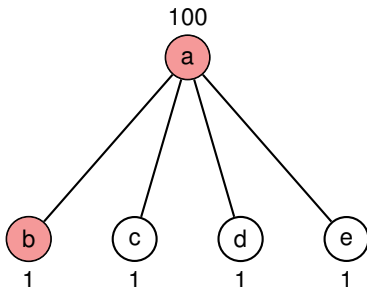
- Every **edge** forms a **task**, and every **vertex** represents a **person/machine** which can execute that task
- **Weight** of a vertex could be **salary** of a person
- Perform all tasks with the **minimal amount of resources**



The Greedy Approach from (Unweighted) Vertex Cover

APPROX-VERTEX-COVER(G)

- 1 $C = \emptyset$
- 2 $E' = G.E$
- 3 **while** $E' \neq \emptyset$
- 4 let (u, v) be an arbitrary edge of E'
- 5 $C = C \cup \{u, v\}$
- 6 remove from E' every edge incident on either u or v
- 7 **return** C



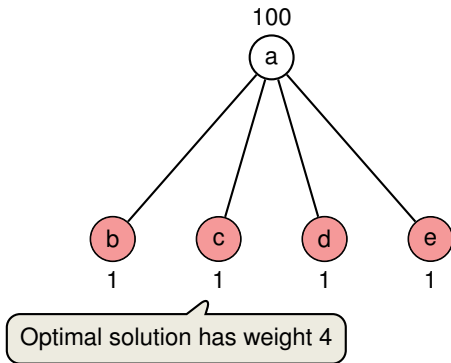
Computed solution has weight 101



The Greedy Approach from (Unweighted) Vertex Cover

APPROX-VERTEX-COVER(G)

- 1 $C = \emptyset$
- 2 $E' = G.E$
- 3 **while** $E' \neq \emptyset$
- 4 let (u, v) be an arbitrary edge of E'
- 5 $C = C \cup \{u, v\}$
- 6 remove from E' every edge incident on either u or v
- 7 **return** C



Invoking an (Integer) Linear Program

Idea: Round the solution of an associated linear program.

0-1 Integer Program

$$\begin{array}{ll} \text{minimize} & \sum_{v \in V} w(v)x(v) \\ \text{subject to} & x(u) + x(v) \geq 1 \quad \text{for each } (u, v) \in E \\ & x(v) \in \{0, 1\} \quad \text{for each } v \in V \end{array}$$

optimum is a lower bound on the optimal weight of a minimum weight-cover.

Linear Program

$$\begin{array}{ll} \text{minimize} & \sum_{v \in V} w(v)x(v) \\ \text{subject to} & x(u) + x(v) \geq 1 \quad \text{for each } (u, v) \in E \\ & x(v) \in [0, 1] \quad \text{for each } v \in V \end{array}$$

Rounding Rule: if $x(v) \geq 1/2$ then round up, otherwise round down.



The Algorithm

APPROX-MIN-WEIGHT-VC(G, w)

```
1  $C = \emptyset$ 
2 compute  $\bar{x}$ , an optimal solution to the linear program
3 for each  $v \in V$ 
4     if  $\bar{x}(v) \geq 1/2$ 
5          $C = C \cup \{v\}$ 
6 return  $C$ 
```

Theorem 35.7

APPROX-MIN-WEIGHT-VC is a polynomial-time 2-approximation algorithm for the minimum-weight vertex-cover problem.

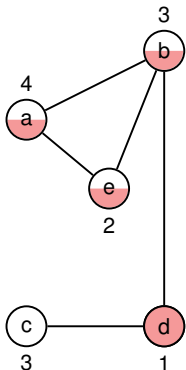
is polynomial-time because we can solve the linear program in polynomial time



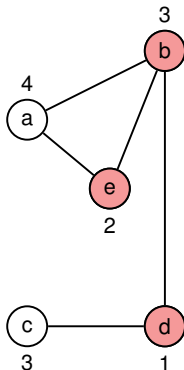
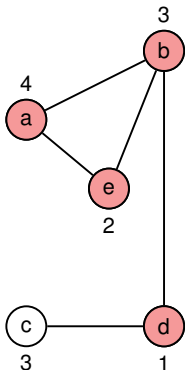
Example of APPROX-MIN-WEIGHT-VC

$$\bar{x}(a) = \bar{x}(b) = \bar{x}(e) = \frac{1}{2}, \bar{x}(d) = 1, \bar{x}(c) = 0$$

$$x(a) = x(b) = x(e) = 1, x(d) = 1, x(c) = 0$$



Rounding
→



fractional solution of LP
with weight = 5.5

rounded solution of LP
with weight = 10

optimal solution
with weight = 6



Approximation Ratio

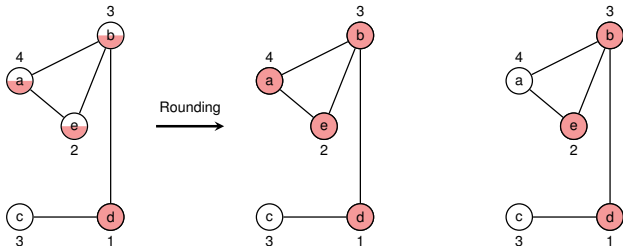
Proof (Approximation Ratio is 2):

- Let C^* be an optimal solution to the minimum-weight vertex cover problem
- Let z^* be the value of an optimal solution to the linear program, so

$$z^* \leq w(C^*)$$

- Step 1:** The computed set C covers all vertices:
 - Consider any edge $(u, v) \in E$ which imposes the constraint $x(u) + x(v) \geq 1$
 \Rightarrow at least one of $\bar{x}(u)$ and $\bar{x}(v)$ is at least $1/2 \Rightarrow C$ covers edge (u, v)
- Step 2:** The computed set C satisfies $w(C) \leq 2z^*$:

$$w(C^*) \geq z^* = \sum_{v \in V} w(v)\bar{x}(v) \geq \sum_{v \in V: \bar{x}(v) \geq 1/2} w(v) \cdot \frac{1}{2} = \frac{1}{2}w(C). \quad \square$$



Randomised Approximation

MAX-3-CNF

Weighted Vertex Cover

Weighted Set Cover



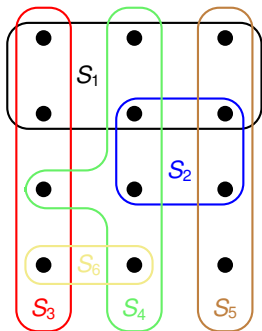
The **Weighted** Set-Covering Problem

Set Cover Problem

- **Given:** set X and a family of subsets \mathcal{F} , and a **cost function** $c : \mathcal{F} \rightarrow \mathbb{R}^+$
- **Goal:** Find a **minimum-cost** subset $\mathcal{C} \subseteq \mathcal{F}$

Sum over the costs
of all sets in \mathcal{C}

$$\text{s.t. } X = \bigcup_{S \in \mathcal{C}} S.$$



	S_1	S_2	S_3	S_4	S_5	S_6
$c :$	2	3	3	5	1	2

Remarks:

- generalisation of the weighted vertex-cover problem
- models resource allocation problems



Setting up an Integer Program

0-1 Integer Program

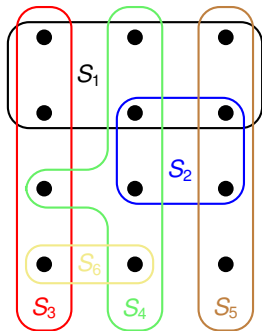
$$\begin{array}{ll} \text{minimize} & \sum_{S \in \mathcal{F}} c(S)y(S) \\ \text{subject to} & \sum_{S \in \mathcal{F}: x \in S} y(S) \geq 1 \quad \text{for each } x \in X \\ & y(S) \in \{0, 1\} \quad \text{for each } S \in \mathcal{F} \end{array}$$

Linear Program

$$\begin{array}{ll} \text{minimize} & \sum_{S \in \mathcal{F}} c(S)y(S) \\ \text{subject to} & \sum_{S \in \mathcal{F}: x \in S} y(S) \geq 1 \quad \text{for each } x \in X \\ & y(S) \in [0, 1] \quad \text{for each } S \in \mathcal{F} \end{array}$$



Back to the Example



	S_1	S_2	S_3	S_4	S_5	S_6
$c :$	2	3	3	5	1	2
$y(\cdot) :$	1/2	1/2	1/2	1/2	1	1/2

Cost equals 8.5

The strategy employed for Vertex-Cover would take all 6 sets!

Even worse: If all y 's were below 1/2, we would not even return a valid cover!



Randomised Rounding

	S_1	S_2	S_3	S_4	S_5	S_6
$c :$	2	3	3	5	1	2
$y(\cdot) :$	1/2	1/2	1/2	1/2	1	1/2

Idea: Interpret the y -values as **probabilities** for picking the respective set.

Randomised Rounding

- Let $\mathcal{C} \subseteq \mathcal{F}$ be a **random set** with each set S being included independently with probability $y(S)$.
- More precisely, if y denotes the optimal solution of the LP, then we compute an integral solution \bar{y} by:

$$\bar{y}(S) = \begin{cases} 1 & \text{with probability } y(S) \\ 0 & \text{otherwise.} \end{cases} \quad \text{for all } S \in \mathcal{F}.$$

- Therefore, $\mathbf{E}[\bar{y}(S)] = y(S)$.



Randomised Rounding

	S_1	S_2	S_3	S_4	S_5	S_6
$c :$	2	3	3	5	1	2
$y(\cdot) :$	1/2	1/2	1/2	1/2	1	1/2

Idea: Interpret the y -values as **probabilities** for picking the respective set.

Lemma

- The **expected cost** satisfies

$$\mathbf{E}[c(C)] = \sum_{S \in \mathcal{F}} c(S) \cdot y(S)$$

- The **probability** that an element $x \in X$ is **covered** satisfies

$$\Pr \left[x \in \bigcup_{S \in C} S \right] \geq 1 - \frac{1}{e}.$$



Proof of Lemma

Lemma

Let $\mathcal{C} \subseteq \mathcal{F}$ be a **random subset** with each set S being included independently with probability $y(S)$.

- The **expected cost** satisfies $\mathbf{E}[c(\mathcal{C})] = \sum_{S \in \mathcal{F}} c(S) \cdot y(S)$.
- The **probability that x is covered** satisfies $\Pr[x \in \cup_{S \in \mathcal{C}} S] \geq 1 - \frac{1}{e}$.

Proof:

- **Step 1:** The **expected cost** of the random set \mathcal{C}

$$\begin{aligned}\mathbf{E}[c(\mathcal{C})] &= \mathbf{E}\left[\sum_{S \in \mathcal{C}} c(S)\right] = \mathbf{E}\left[\sum_{S \in \mathcal{F}} \mathbf{1}_{S \in \mathcal{C}} \cdot c(S)\right] \\ &= \sum_{S \in \mathcal{F}} \Pr[S \in \mathcal{C}] \cdot c(S) = \sum_{S \in \mathcal{F}} y(S) \cdot c(S).\end{aligned}$$

- **Step 2:** The **probability** for an element to be (**not**) covered

$$\begin{aligned}\Pr[x \notin \cup_{S \in \mathcal{C}} S] &= \prod_{S \in \mathcal{F}: x \in S} \Pr[S \notin \mathcal{C}] = \prod_{S \in \mathcal{F}: x \in S} (1 - y(S)) \\ &\leq \prod_{S \in \mathcal{F}: x \in S} e^{-y(S)} \\ &= e^{-\sum_{S \in \mathcal{F}: x \in S} y(S)} \leq e^{-1} \quad \square\end{aligned}$$

$1 + x \leq e^x$ for any $x \in \mathbb{R}$

y solves the LP!



The Final Step

Lemma

Let $\mathcal{C} \subseteq \mathcal{F}$ be a random subset with each set S being included independently with probability $y(S)$.

- The expected cost satisfies $\mathbf{E}[c(\mathcal{C})] = \sum_{S \in \mathcal{F}} c(S) \cdot y(S)$.
- The probability that x is covered satisfies $\Pr[x \in \cup_{S \in \mathcal{C}} S] \geq 1 - \frac{1}{e}$.

Problem: Need to make sure that every element is covered!

Idea: Amplify this probability by taking the union of $\Omega(\log n)$ random sets \mathcal{C} .

WEIGHTED SET COVER-LP(X, \mathcal{F}, c)

- 1: compute y , an optimal solution to the linear program
- 2: $\mathcal{C} = \emptyset$
- 3: **repeat** $2 \ln n$ times
- 4: **for each** $S \in \mathcal{F}$
- 5: let $\mathcal{C} = \mathcal{C} \cup \{S\}$ with probability $y(S)$
- 6: **return** \mathcal{C}

clearly runs in polynomial-time!



Analysis of WEIGHTED SET COVER-LP

Theorem

- With probability at least $1 - \frac{1}{n}$, the returned set \mathcal{C} is a valid cover of X .
- The expected approximation ratio is $2 \ln(n)$.

Proof:

- **Step 1:** The probability that \mathcal{C} is a cover
 - By previous Lemma, an element $x \in X$ is covered in one of the $2 \ln n$ iterations with probability at least $1 - \frac{1}{e}$, so that

$$\Pr[x \notin \cup_{S \in \mathcal{C}} S] \leq \left(\frac{1}{e}\right)^{2 \ln n} = \frac{1}{n^2}.$$

- This implies for the event that all elements are covered:

$$\Pr[X = \cup_{S \in \mathcal{C}} S] = 1 - \Pr\left[\bigcup_{x \in X} \{x \notin \cup_{S \in \mathcal{C}} S\}\right]$$

$$\Pr[A \cup B] \leq \Pr[A] + \Pr[B] \geq 1 - \sum_{x \in X} \Pr[x \notin \cup_{S \in \mathcal{C}} S] \geq 1 - n \cdot \frac{1}{n^2} = 1 - \frac{1}{n}.$$

- **Step 2:** The expected approximation ratio
 - By previous lemma, the expected cost of one iteration is $\sum_{S \in \mathcal{F}} c(S) \cdot y(S)$.
 - Linearity $\Rightarrow \mathbf{E}[c(\mathcal{C})] \leq 2 \ln(n) \cdot \sum_{S \in \mathcal{F}} c(S) \cdot y(S) \leq 2 \ln(n) \cdot c(\mathcal{C}^*)$ \square



Analysis of WEIGHTED SET COVER-LP

Theorem

- With probability at least $1 - \frac{1}{n}$, the returned set \mathcal{C} is a valid cover of X .
- The expected approximation ratio is $2 \ln(n)$.

By Markov's inequality, $\Pr [c(\mathcal{C}) \leq 4 \ln(n) \cdot c(\mathcal{C}^*)] \geq 1/2$.

Hence with probability at least $1 - \frac{1}{n} - \frac{1}{2} > \frac{1}{3}$, solution is within a factor of $4 \ln(n)$ of the optimum.

probability could be further increased by repeating

Typical Approach for Designing Approximation Algorithms based on LPs



Spectrum of Approximations

