

Alan Mycroft¹

Computer Laboratory
University of Cambridge
2015–2016 (Easter Term)

www.cl.cam.ac.uk/teaching/1516/ConceptsPL/

¹Notes largely due to [Marcelo Fiore](#)—but errors are my responsibility.

Main books

- ▶ J. C. Mitchell. *Concepts in programming languages*. Cambridge University Press, 2003.
- ▶ T. W. Pratt and M. V. Zelkowitz. *Programming Languages: Design and implementation* (3RD EDITION). Prentice Hall, 1999.
- ★ M. L. Scott. *Programming language pragmatics* (4TH EDITION). Elsevier, 2016.
- ▶ R. Harper. *Practical Foundations for Programming Languages*. Cambridge University Press, 2013.

- ▶ Course web page:

www.cl.cam.ac.uk/teaching/1516/ConceptsPL/
with *lecture slides*, *exercise sheet* and *reading material*.

- ▶ One exam question.
- ▶ NB. This course is under revision. I will not lecture every slide. In particular, many of the 43 slides about Scala describe the language rather than the concepts. However the case study on Slides 223–229 is of more wider use along with the variance specifiers on Slide 231. Apologies for any inconvenience caused.

Context:

so many programming languages

Peter J. Landin: “The Next 700 Programming Languages”, CACM (*published in 1966!*).

Some programming-language ‘family trees’ (too big for slide):

<http://www.oreilly.com/go/languageposter>

<http://www.levenez.com/lang/>

<http://rigaux.org/language-study/diagram.html>

<http://www.rackspace.com/blog/>

infographic-evolution-of-computer-languages/

Plan of this course: pick out interesting programming-language concepts and major evolutionary trends.

Topics

I. Introduction and motivation.

Part A: Meet the ancestors

- II. The first *procedural* language: FORTRAN (1954–58).
- III. The first *declarative* language: LISP (1958–62).
- IV. *Block-structured* procedural languages: Algol (1958–68), Pascal (1970).
- V. *Object-oriented* languages—Concepts and origins: Simula (1964–67), Smalltalk (1971–80).

Part B: Types and related ideas

- VI. *Types* in programming languages: ML, Java.
- VII. *Data abstraction* and *modularity*: SML Modules (1984–97).

Part C: Distributed concurrency, Scala, Monads

- VIII. Languages for *concurrency and parallelism*.
- IX. A *modern language design*: Scala (2007)
- X. Miscellaneous concepts: Monads, GADTs

Goals

- ▶ Critical *thinking* about programming languages.
 - ◻ ? What is a programming language!?
- ▶ *Study* programming languages.
 - ▶ Be familiar with basic language *concepts*.
 - ▶ Appreciate trade-offs in language *design*.
- ▶ Trace *history*, appreciate *evolution* and diversity of *ideas*.
- ▶ Be prepared for new programming *methods*, *paradigms*.

Topic I

Introduction and motivation

References:

- ▶ **Chapter 1** of *Concepts in programming languages* by J. C. Mitchell. CUP, 2003.
- ▶ **Chapter 1** of *Programming languages: Design and implementation* (3RD EDITION) by T. W. Pratt and M. V. Zelkowitz. Prentice Hall, 1999.
- ▶ **Chapter 1** of *Programming language pragmatics* (2ND EDITION) by M. L. Scott. Elsevier, 2006.

Why study programming languages?

- ▶ To improve the ability to develop effective algorithms.
- ▶ To improve the use of familiar languages.
- ▶ To increase the vocabulary of useful programming constructs.
- ▶ To allow a better choice of programming language.
- ▶ To make it easier to learn a new language.
- ▶ To make it easier to design a new language.
- ▶ To simulate useful features in languages that lack them.
- ▶ To make better use of language technology wherever it appears.

What makes a good language?

- ▶ Clarity, simplicity, and unity.
- ▶ Orthogonality.
- ▶ Naturalness for the application.
- ▶ Support of abstraction.
- ▶ Ease of program verification.
- ▶ Programming environments.
- ▶ Portability of programs.
- ▶ Cost of use.
 - ▶ Cost of execution.
 - ▶ Cost of program translation.
 - ▶ Cost of program creation, testing, and use.
 - ▶ Cost of program maintenance.

What makes a language successful?

- ▶ Expressive power.
- ▶ Ease of use for the novice.
- ▶ Ease of implementation.
- ▶ Standardisation.
- ▶ Many useful libraries.
- ▶ Excellent compilers (including open-source)
- ▶ Economics, patronage, and inertia.

Note the recent trend of big companies to create/control their own languages: C# (Microsoft), Hack (Facebook), Go (Google), Objective-C/Swift (Apple), Rust (Mozilla) and perhaps even Python(!) (Dropbox hired Guido van Rossum).

Influences

- ▶ Computer capabilities.
- ▶ Applications.
- ▶ Programming methods.
- ▶ Implementation methods.
- ▶ Theoretical studies.
- ▶ Standardisation.

Applications domains

Era	Application	Major languages	Other languages
1960s	Business Scientific System AI	COBOL FORTRAN Assembler LISP	Assembler ALGOL, BASIC, APL JOVIAL, Forth SNOBOL
Today	Business Scientific System AI Publishing Process New paradigms	COBOL, SQL, spreadsheet FORTRAN, C, C++ Maple, Mathematica BCPL, C, C++ LISP, Prolog TeX, Postscript, word processing UNIX shell, TCL, Perl Smalltalk, SML, Haskell, Java Python, Ruby	C, PL/I, 4GLs BASIC, Pascal Pascal, Ada, BASIC, MODULA Marvel, Esterel Eiffel, C#, Scala

? Why are there so many languages?

- Evolution.
- Special purposes.
- No one language is good at expressing all programming styles.
- Personal preference.

A specific purpose provides *focus* for language designers; it helps to set criteria for making design decisions.

A specific, motivating application also helps to solve one of the hardest problems in programming language design: deciding which features to leave out.

Examples: Good languages designed with a specific purpose in mind.

- ▶ **LISP:** symbolic computation, automated reasoning
- ▶ **FP:** functional programming, algebraic laws
- ▶ **BCPL:** compiler writing
- ▶ **Simula:** simulation
- ▶ **C:** systems programming [Unix]
- ▶ **ML:** theorem proving
- ▶ **Smalltalk:** Dynabook [1970-era tablet computer]
- ▶ **Clu, SML Modules:** modular programming
- ▶ **C++:** object orientation
- ▶ **Java:** Internet applications

Program execution model

Good language design presents *abstract machine*.

- ▶ **FORTRAN:** Flat register machine; memory arranged as linear array
- ▶ **LISP:** cons cells, read-eval-print loop
- ▶ **Algol family:** stack of activation records; heap storage
- ▶ **BCPL, C:** underlying machine + abstractions
- ▶ **Simula:** Object references
- ▶ **FP, ML:** functions are basic control structure
- ▶ **Smalltalk:** objects and methods, communicating by messages
- ▶ **Java:** Java virtual machine

- ▶ Imperative
 - procedural C, Ada, **Pascal**, **Algol**, **FORTRAN**, ...
 - object-oriented **Scala**, C#,Java, **Smalltalk**, **SIMULA**, ...
 - scripting Perl, Python, PHP, JavaScript, ...
- ▶ Declarative
 - functional Haskell, SML, Lisp, Scheme, ...
 - logic Prolog
 - dataflow Id, Val
 - constraint-based spreadsheets
 - template-based XSLT

Examples:

- ▶ Formal-language theory.
- ▶ Automata theory.
- ▶ Algorithmics.
- ▶ λ -calculus.
- ▶ Semantics.
- ▶ Formal verification.
- ▶ Type theory.
- ▶ Complexity theory.
- ▶ Logic.

Standardisation

- ▶ Proprietary standards.
- ▶ Consensus standards.
 - ▶ ANSI (American National Standards Institute)
 - ▶ IEEE (Institute of Electrical and Electronics Engineers)
 - ▶ BSI (British Standard Institute)
 - ▶ ISO (International Standards Organisation)

Language standardisation

Consider: `int i; i = (1 && 2) + 3 ;`

? Is it valid C code? If so, what's the value of `i`?

? How do we answer such questions!?

! Read the reference manual.

! Try it and see!

! Read the ANSI C Standard.

Timeliness. When do we standardise a language?

Conformance. What does it mean for a program to adhere to a standard and for a compiler to compile a standard?

Ambiguity and freedom to optimise — Machine dependence — Undefined behaviour.

Obsolescence. When does a standard age and how does it get modified?

Deprecated features.

Various examples (we'll see "function types in Algol" later). In language PL/1 the type `DEC(p, q)` means a decimal number of `p` digits with `q` digits after the decimal point.

? So what value does the following expression have:

$$9 + 8/3$$

Suggestions:

- 11.666... ?
- **Overflow** ?
- 1.666... ?

In language PL/1 the type `DEC(p, q)` means a decimal number of `p` digits with `q` digits after the decimal point.

Type rules for `DEC` in PL/1:

```
DEC(p1, q1) + DEC(p2, q2)
=> DEC(MIN(1+MAX(p1-q1, p2-q2)+MAX(q1, q2), 15),
      MAX(q1, q2))
DEC(p1, q1) / DEC(p2, q2)
=> DEC(15, 15-((p1-q1)+q2))
```

For `9 + 8/3` we have:

```
DEC(1, 0) + DEC(1, 0)/DEC(1, 0)
=> DEC(1, 0) + DEC(15, 15-((1-0)+0))
=> DEC(1, 0) + DEC(15, 14)
=> DEC(MIN(1+MAX(1-0, 15-14)+MAX(0, 14), 15),
      MAX(0, 14))
=> DEC(15, 14)
```

So the calculation is as follows

```
9 + 8/3
-> 9 + 2.6666666666666666
-> 11.666666666666666 // out of range for DEC(15,14)
-> (OVERFLOW)
-> 1.6666666666666666 // if OVERFLOW disabled
```

Argh! Be careful how you specify a language.

Ultra-brief history

- 1951–55: Experimental use of expression compilers.
- 1956–60: **FORTRAN**, COBOL, **LISP**, **Algol 60**.
- 1961–65: APL notation, Algol 60 (revised), SNOBOL, CPL.
- 1966–70: APL, SNOBOL 4, FORTRAN 66, BASIC, **SIMULA**, Algol 68, Algol-W, BCPL.
- 1971–75: **Pascal**, PL/1 (Standard), C, Scheme, Prolog.
- 1976–80: **Smalltalk**, Ada, FORTRAN 77, ML.
- 1981–85: Smalltalk-80, Prolog, Ada 83.
- 1986–90: C++, **SML**, Haskell.
- 1991–95: Ada 95, TCL, Perl.
- 1996–2000: Java.
- 2000–05: C#, Python, Ruby, **Scala**.
- 1990– : Open/MP, MPI, Posix threads, Erlang, X10, MapReduce, Java 8 features.

For more information:

en.wikipedia.org/wiki/History_of_programming_languages

Things to think about

- ▶ What makes a good language?
- ▶ The role of
 1. motivating applications,
 2. program execution,
 3. theoretical foundationsin language design.
- ▶ Language standardisation.

Language groups

- ▶ Multi-purpose languages
 - ▶ Scala, C#, Java, C++, C
 - ▶ Haskell, SML, Scheme, LISP
 - ▶ Perl, Python, Ruby
- ▶ Special-purpose languages
 - ▶ UNIX shell
 - ▶ SQL
 - ▶ \LaTeX

~ Part A ~

Meet the ancestors

Santayana 1906: “Those who cannot remember the past are condemned to repeat it.”

FORTRAN = FORmula TRANslator (1957)

Topic II

FORTRAN : A simple procedural language

References:

- ▶ **Chapter 10(§1)** of *Programming Languages: Design and implementation* (3RD EDITION) by T. W. Pratt and M. V. Zelkowitz. Prentice Hall, 1999.
- ▶ *The History of FORTRAN I, II, and III* by J. Backus. In *History of Programming Languages* by R. L. Wexelblat. Academic Press, 1981.

- ▶ Developed (1950s) by an IBM team led by John Backus.
- ▶ The first high-level programming language to become widely used. (At the time the utility of any high-level language was open to question!)

The main complaint was the efficiency of compiled code. This heavily influenced the design, orienting it towards providing execution efficiency.

- ▶ Standards:
 - 1966, 1977 (FORTRAN 77), 1990 (Fortran 90), ...
 - 2010 (Fortran 2008).
- ▶ **Remains main language for scientific computing.**
- ▶ Easier for a compiler to optimise than C.

John Backus

“As far as we were aware, we simply made up the language as we went along. We did not regard language design as a difficult problem, merely a simple prelude to the real problem: designing a compiler which could produce efficient programs.”²

Overview

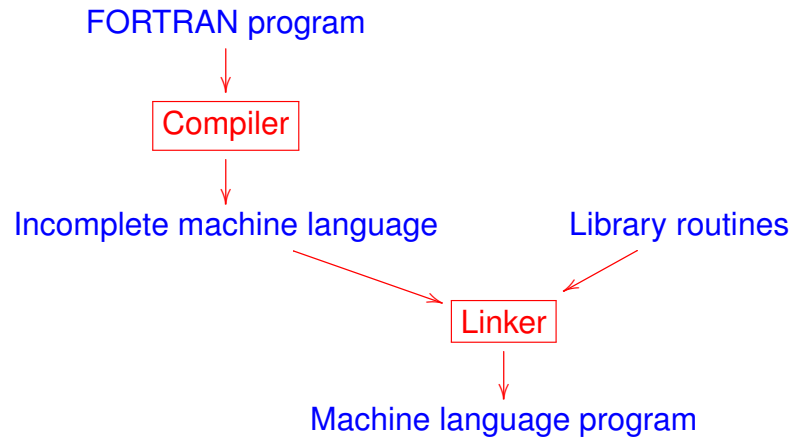
Execution model (traditional Fortran)

- ▶ FORTRAN program = main program + subprograms
 - ▶ Each is *compiled separately* from all others.
 - ▶ Translated programs are linked into final executable form during loading.
- ▶ All *storage is allocated statically* before program execution begins; no run-time storage management is provided.
- ▶ Flat register machine. *No stacks, no recursion*. Memory arranged as linear array.

²In R. L. Wexelblat, *History of Programming Languages*, Academic Press, 1981, page 30.

Overview

Compilation



Overview

Data types

- ▶ Numeric data: Integer, real, complex, double-precision real.
- ▶ Boolean data. called logical
- ▶ Arrays. of fixed declared length
- ▶ Character strings. of fixed declared length
- ▶ Files.
- ▶ Fortran 90 added 'derived data types' (like C structs).

Overview

Control structures

- ▶ FORTRAN 66
Relied heavily on statement labels and `GOTO` statements, but did have `DO` (for) loops.
- ▶ FORTRAN 77
Added some modern control structures (*e.g.*, if-then-else blocks), but `WHILE` loops and recursion had to wait for Fortran 90.
- ▶ Fortran 2008
Support for concurrency and objects

Example

```
PROGRAM MAIN
  PARAMETER (MaXsIz=99)
  REAL A(mAxSiZ)
  10  READ (5,100,END=999) K
  100 FORMAT(I5)
      IF (K.LE.0 .OR. K.GT.MAXSIZ) STOP
      READ *, (A(I), I=1, K)
      PRINT *, (A(I), I=1, K)
      PRINT *, 'SUM=' , SUM(A, K)
      GO TO 10
  999 PRINT *, "All Done"
      STOP
      END
```

Example (continued)

```
C SUMMATION SUBPROGRAM
  FUNCTION SUM(V,N)
    REAL V(N)
    SUM = 0.0
    DO 20 I = 1,N
      SUM = SUM + V(I)
20    CONTINUE
    RETURN
  END
```

Example Commentary

- ▶ Originally columns and lines were relevant, and blanks and upper/lower case are ignored except in strings. Fortran 90 added free-form and forbade blanks in identifiers (use the `.f90` file extension on Linux).
- ▶ Variable names are from 1 to 6 characters long (31 since Fortran 90), letters, digits, underscores only.
- ▶ Variables need not be declared: implicit naming convention determines their type (good programming style uses `IMPLICIT NONE` to disable this).
- ▶ Programmer-defined constants (`PARAMETER`)
- ▶ Arrays: subscript ranges can be declared as `(lwb : upb)` with `(size)` meaning `(1 : size)`.

Types

- ▶ Data formats for I/O.
- ▶ Historically functions are compiled separately from the main program. Failure may arise when the loader tries to merge subprograms with main program.
Fortran 90 provides a module system.
- ▶ Function parameters are uniformly transmitted by reference (or value-result). Traditionally all allocation is done statically.
But Fortran 90 provides dynamic allocation.
- ▶ A value is returned in a FORTRAN function by assigning a value to the name of a function.

- ▶ Traditional FORTRAN had no user-defined types.
Fortran 90 added 'derived data types' (like C structs).
- ▶ *Static type checking* is used in FORTRAN, but the checking is traditionally incomplete. Constructs that could not be statically checked were often left unchecked at run time. (An early preference for speed over ease-of-bug-finding still visible in languages like C.)
Fortran 90 added a module system which enables checking across separately compiled subprograms.

Storage

Representation and Management

- ▶ Storage representation in FORTRAN is *sequential*.
- ▶ Only two levels of referencing environment are provided, *global* and *local*.

The sequential storage representation is critical in the definition of the `EQUIVALENCE` and `COMMON` declarations.

- ▶ `EQUIVALENCE`

```
REAL X
INTEGER Y
EQUIVALENCE (X, Y)
```

- ▶ `COMMON`

```
COMMON/BLK/X, Y, K(25)           in MAIN
COMMON/BLK/U, V, I(5), M(4, 5)  in SUB
```

Aliasing

Aliasing occurs when two names or expressions refer to the same object or location.

- ▶ Aliasing raises serious problems for both the user and implementer of a language.
- ▶ Because of the problems caused by aliasing, new language designs sometimes attempt to restrict or eliminate altogether features that allow aliases to be constructed.

Parameters

There are two concepts that must be clearly distinguished.

- ▶ The parameter names used in a function declaration are called *formal parameters*.
- ▶ When a function is called, expressions called *actual parameters* are used to compute the parameter values for that call.

FORTRAN subroutines and functions

- ▶ *Actual parameters* may be simple variables, literals, array names, subscripted variables, subprogram names, or arithmetic or logical expressions. The interpretation of a *formal parameter* as an array is done by the called subroutine.
- ▶ Traditionally each subroutine is compiled independently and no checking is done for compatibility between the subroutine declaration and its call.
Fortran 90 fixed this, including allowing IN and OUT specifiers on parameters.

- ▶ The language specifies that if a formal parameter is assigned to, the actual parameter must be a variable. This is a traditional source of bugs as this needs cross-module compilation checking:

Example:

```
SUBROUTINE SUB(X, Y)
  X = Y
END
```

```
CALL SUB(-1.0, 1.0)
```

Solution: use the Fortran 90 features.

- ▶ Parameter passing is uniformly by *reference*.

FORTRAN lives!

- ▶ Fortran is one of the first languages, and the only early language still in mainstream use (LISP dialects also survive, e.g. Scheme).
- ▶ Lots of CS people will tell you about all the diseases of Fortran based on Fortran 66, or Fortran 77.
- ▶ Modern Fortran still admits (most) old code for backwards compatibility, but also has most of the things you expect in a modern language (objects, modules, dynamic allocation, parallel constructs). There's even a proposal for "units of measure" to augment types.
(Language evolution is preferable to extinction!)
- ▶ Don't be put off by the syntax—or what ill-informed people say.

Topic III

LISP : functions, recursion, and lists

References:

- ▶ **Chapter 3** of *Concepts in programming languages* by J. C. Mitchell. CUP, 2003.
- ▶ **Chapters 5(§4.5) and 13(§1)** of *Programming languages: Design and implementation* (3RD EDITION) by T. W. Pratt and M. V. Zelkowitz. Prentice Hall, 1999.

LISP = LISt Processing (±1960)

- ▶ Developed in the late 1950s and early 1960s by a team led by John McCarthy in MIT.
- ▶ McCarthy described LISP as a “a scheme for representing the *partial recursive functions* of a certain class of symbolic expressions”.
- ▶ Motivating problems: Symbolic computation (*symbolic differentiation*), logic (*Advice taker*), experimental programming.
- ▶ Software embedding LISP: Emacs (text editor), GTK (Linux graphical toolkit), Sawfish (window manager), GnuCash (accounting software).

Innovation in the design of LISP

- ▶ LISP is an expression-based language. *Conditional expressions* that produce a value were new in LISP.

Programming-language phrases

- ▶ *Expressions*. A syntactic entity that may be evaluated to determine its value.
- ▶ *Statement*. A command that alters the state of the machine in some explicit way.
- ▶ *Declaration*. A syntactic entity that introduces a new identifier, often specifying one or more attributes.

Some contributions of LISP

- ▶ Lists – dynamic storage allocation, *hd* (CAR) and *tl* (CDR).
- ▶ Recursive functions.
- ▶ Garbage collection.
- ▶ Programs as data.
- ▶ Self-definitional interpreter (LISP interpreter explained as a LISP program).

Overview

- ▶ LISP syntax is extremely simple. To make parsing easy, all operations are written in prefix form (*i.e.*, with the operator in front of all the operands).
- ▶ LISP programs compute with *atoms* and *cells*.
- ▶ LISP is a *dynamically typed* programming language.
- ▶ Most operations in LISP take list arguments and return list values.

Example:

```
( cons ' ( a b c ) ' ( d e f ) )
```

 cons-cell representation

Remark: The function `(quote x)`, or simply `'x`, just returns the literal value of its argument.

- ▶ variables `T` and `nil` evaluate to themselves and used as booleans.

? How does one recognise a LISP program?

```
( defvar x 1 )
( defun g(z) (+ x z) )
( defun f(y)
  ( + ( g y )
      ( let
        ( ( x y ) )
        ( g x )
        ) ) )
( f (+ x 1) )
```

```
val x = 1 ;
fun g(z) = x + z ;
fun f(y)
  = g(y) +
  let
    val x = y
  in
    g(x)
  end ;
f(x+1) ;
```

! It is full of brackets (“Lots of Irritating Silly Parentheses”)!

Static and dynamic scope (or binding)

There are two main rules for finding the declaration of an identifier:

- ▶ *Static scope*. A identifier refers to the declaration of that name that is declared in the closest enclosing scope of the program text.
- ▶ *Dynamic scope*. A global identifier refers to the declaration associated with the most recent environment.

Historically, LISP was a dynamically scoped language; [Sethi pp.162] writes: when the initial implementation of Lisp was found to use dynamic scope, its designer, McCarthy[1981], “regarded this difficulty as just a bug”.

Newer dialects of LISP (such as Scheme) use static scoping.

Abstract machines

The terminology *abstract machine* is generally used to refer to an idealised computing device that can execute a specific programming language directly. Systems people use *virtual machine* (as in JVM) for a similar concept.

- ▶ The original Fortran abstract machine can be seen as having only static storage (as there was no recursion), allocated before execution. Even the ‘call stack’ could be held in static storage (indeed early machines lacked index registers).

In retrospect, LISP encapsulated the modern idea of having separate *stack* and *heap* data areas.

However, interpreters of the day often stored chains of variable bindings ('association lists') on the heap instead of using the stack, and indeed the program itself was often held as a heap-allocated data structure.

Indeed 'everything is a list' was the core principle.

Programs as data

- ▶ One feature that sets LISP apart from many other languages is that it is possible for a program to build a data structure that represents an expression and then evaluates the expression as if it were written as part of the program. This is done with the function `eval`.

... When a free register is wanted, and there is none left on the free-storage list, a reclamation cycle starts.

In computing, *garbage* refers to memory locations that are not accessible to a program.

Garbage collection is the process of detecting garbage during the execution of a program and making it available.

Parameter passing in LISP

The *actual parameters* in a function call are always expressions, represented as list structures.

LISP provides two main methods of *parameter passing*:

- ▶ *Pass/Call-by-value*. The most-common method is to evaluate the expressions in the actual-parameter list, and pass the resulting values.
- ▶ *Pass/Call-by-text*. A less-common method (needed to express `QUOTE`, `COND` and the like) is to transmit the expression in the actual parameter list *as text*, so the called function can evaluate them as needed using `eval`. This "call-by-unevaluated-argument" resembles call-by-name (see later) but is only equivalent if the `eval` can evaluate the argument in the environment of the function call!

Some LISPs used `nlambda` in place of `lambda` in the function definition to indicate the latter.

Strict and pseudo-lazy evaluation

Example: Consider the following function definitions with parameter-passing by value.

```
( defun CountFrom(n) ( CountFrom(+ n 1) ) )

( defun FunnyOr(x y)
  ( cond (x 1) (T y) )
)

( defun FunnyOrelse(x y)
  ( cond ((eval x) 1) (T (eval y)) )
)
```

? What happens in the following calls?

```
( FunnyOr T (CountFrom 0) )
( FunnyOr nil T )

( FunnyOrelse 'T ' (CountFrom 0) )
( FunnyOrelse 'nil 'T )
```

These are *like* call-by-name, but note that `eval` is using the 'wrong' environment (dynamic) to evaluate variables in the arguments to `FunnyOr`.

Parameters

Topic IV

Block-structured procedural languages Algol and Pascal

References:

- ▶ **Chapters 5 and 7**, of *Concepts in programming languages* by J. C. Mitchell. CUP, 2003.
- ▶ **Chapters 10(\$2) and 11(\$1)** of *Programming languages: Design and implementation* (3RD EDITION) by T. W. Pratt and M. V. Zelkowitz. Prentice Hall, 1999.

There are two concepts that must be distinguished:

- ▶ A *formal parameter* is a declaration that appears in the declaration of the subprogram. (The computation in the body of the subprogram is written in terms of formal parameters.)
- ▶ An *actual parameter* is a value that the calling program sends to the subprogram.

Parameters: positional vs. named

In most languages actual parameters are matched to formals *by position* but some languages additionally allow matching by name and also allow optional parameters, e.g. Ada and to some extent C++.

```
procedure Proc(Fst: Integer:=0; Snd: Character);  
  
Proc(24, 'h');  
Proc(Snd => 'h', Fst => 24);  
Proc(Snd => 'o');
```

ML can simulate named parameters by passing a record instead of a tuple.

Parameter passing

The way that actual parameters are evaluated and passed to procedures depends on the programming language and the kind of *parameter-passing mechanisms* it uses.

The main distinction between different parameter-passing mechanisms are:

- ▶ the time that the actual parameter is evaluated, and
- ▶ the location used to store the parameter value.

NB: The *location* of a variable (or expression) is called its *L-value*, and the *value* stored in this location is called the *R-value* of the variable (or expression).

Parameter passing

Pass/Call-by-value

Note: Call-by-XXX and Pass-by-XXX are synonymous.

- ▶ In *call-by-value*, the actual parameter is evaluated. The value of the actual parameter is then stored in a new location allocated for the function parameter.
- ▶ Under *call-by-value*, a formal parameter corresponds to the value of an actual parameter. That is, the formal x of a procedure P takes on the value of the actual parameter. The idea is to evaluate a call $P(E)$ as follows:

```
 $x := E;$   
execute the body of procedure  $P$ ;  
if  $P$  is a function, return a result.
```

Parameter passing

Pass/Call-by-reference

- ▶ In *pass-by-reference*, the actual parameter must have an L-value. The L-value of the actual parameter is then bound to the formal parameter.
- ▶ Under *call-by-reference*, a formal parameter becomes a synonym for the location of an actual parameter. An actual reference parameter must have a location.

Example:

```
program main;
begin
  function f(var x, y: integer): integer;
  begin
    x := 2;
    y := 1;
    if x = 1 then f := 1 else f:= 2
  end;

  var z: integer;
  z := 0;
  writeln( f(z,z) )
end
```

The difference between [call-by-value](#) and [call-by-reference](#) is important to the programmer in several ways:

- ▶ **Side effects.**
- ▶ **Aliasing.**
- ▶ **Efficiency.**

Parameter passing

Pass/Call-by-value/result

Call-by-value/result is also known as *copy-in/copy-out* because the actuals are initially copied into the formals and the formals are eventually copied back out to the actuals.

Examples:

- ▶ A parameter in [Pascal](#) is normally passed by value. It is passed by reference, however, if the keyword `var` appears before the declaration of the formal parameter.
`procedure proc(in: Integer; var out: Real);`
- ▶ The only parameter-passing method in [C](#) is call-by-value; however, the effect of call-by-reference can be achieved using pointers. In C++ true call-by-reference is available using *reference parameters*.
- ▶ [Ada](#) supports three kinds of parameters:
 1. `in` parameters, corresponding to value parameters;
 2. `out` parameters, corresponding to just the copy-out phase of call-by-value/result; and
 3. `in out` parameters, corresponding to either reference parameters or value/result parameters, at the discretion of the implementation.

Parameter passing

Pass/Call-by-name

The *Algol 60* report describes *call-by-name*.

- ▶ Such actual parameters are (re-)evaluated every time the formal parameter is used—this evaluation takes place in the scope of the caller.
- ▶ This is like beta-reduction in lambda calculus, but can be very hard to understand in the presence of side-effects.
- ▶ Lazy functional languages (e.g. Haskell) use this idea, but absence of side-effects enables re-evaluation to be avoided in favour of caching.

Block structure

- ▶ In a *block-structured language*, each program or subprogram is organised as a set of nested blocks. A *block* is a region of program text, identified by begin and end markers, that may contain declarations local to this region.
- ▶ Block structure was first defined in *Algol*. *Pascal* contains nested procedures but not in-line blocks; *C* contains in-line blocks but not nested procedures; *Ada* supports both.

- ▶ *Block-structured languages* are characterised by the following properties:
 - ▶ New variables may be declared at various points in a program.
 - ▶ Each declaration is visible within a certain region of program text, called a block.
 - ▶ When a program begins executing the instructions contained in a block at run time, memory is allocated for the variables declared in that block.
 - ▶ When a program exits a block, some or all of the memory allocated to variables declared in that block will be deallocated.
- ▶ An identifier that is not declared in the current block is considered global to the block and refers to the entity with this name that is declared in the closest enclosing block.

Algol

HAD A MAJOR EFFECT ON LANGUAGE DESIGN

- ▶ The *main characteristics* of the Algol family are:
 - ▶ the familiar semicolon-separated sequence of statements,
 - ▶ block structure,
 - ▶ functions and procedures, and
 - ▶ static typing.

ALGOL IS DEAD BUT ITS DESCENDANTS LIVE ON!

Algol 60

Features

- ▶ Simple statement-oriented syntax.
- ▶ Block structure.
- ▶ Recursive functions and stack storage allocation.
- ▶ Fewer ad hoc restrictions than previous languages (*e.g.*, general expressions inside array indices, procedures that could be called with procedure parameters).
- ▶ A primitive *static type system*, later improved in Algol 68 and Pascal.

Algol 60

Some trouble-spots

- ▶ The Algol 60 type discipline had some shortcomings. For instance:
 - ▶ The type of a procedure parameter to a procedure does not include the types of parameters.

```
procedure myapply(p, x)
  procedure p; integer x;
  begin p(x);
end;
```
 - ▶ An array parameter to a procedure is given type array, without array bounds.
- ▶ Algol 60 was designed around two parameter-passing mechanisms, *call-by-name* and *call-by-value*. Call-by-name interacts badly with side effects; call-by-value is expensive for arrays.

Algol 68

- ▶ One contribution of Algol 68 was its *regular, systematic type system*.
The types (referred to as *modes* in Algol 68) are either *primitive* (`int`, `real`, `complex`, `bool`, `char`, `string`, `bits`, `bytes`, `semaphore`, `format`, `file`) or *compound* (`array`, `structure`, `procedure`, `set`, `pointer`).
Type constructions could be combined without restriction. This made the type system seem more systematic than previous languages.
- ▶ Algol 68 memory management involves a *stack* for local variables and *heap* storage. Algol 68 data on the heap are explicitly allocated, and are reclaimed by *garbage collection*.

- ▶ Algol 68 parameter passing is by value, with pass-by-reference accomplished by pointer types. (This is essentially the same design as that adopted in C.)

- ▶ Use of BNF syntax description.
- ▶ Block structure.
- ▶ Scope rules for local variables.
- ▶ Dynamic lifetimes for variables.
- ▶ Nested `if-then-else` expressions and statements.
- ▶ Recursive subroutines.
- ▶ Call-by-value and call-by-name arguments.
- ▶ Explicit type declarations for variables.
- ▶ Static typing.
- ▶ Arrays with dynamic bounds.

- ▶ Pascal is a *quasi-strong, statically typed* programming language.
An important contribution of the Pascal *type system* is the rich set of data-structuring concepts: *e.g.* enumerations, subranges, records, variant records, sets, sequential files.
- ▶ The Pascal *type system* is more expressive than the Algol 60 one (repairing some of its loopholes), and simpler and more limited than the Algol 68 one (eliminating some of the compilation difficulties).
- ▶ Pascal was the first language to propose index checking.
The index type (typically a sub-range of integer) of an array is part of its type.

Pascal variant records

Variant records have a part common to all records of that type, and a variable part, specific to some subset of the records.

```

type kind = ( unary, binary) ;
type
  UBtree = record
    value: integer ;
    case k: kind of
      unary: ^UBtree ;
      binary: record
        left: ^UBtree ;
        right: ^UBtree
      end
    end
end ;

```

Variant records introduce *weaknesses* into the type system for a language.

- ▶ Compilers do not usually check that the value in the tag field is consistent with the state of the record.
- ▶ Tag fields are optional. If omitted, no checking is possible at run time to determine which variant is present when a selection is made of a field in a variant.

C still provides this model with `struct` and `union`. Modern languages provide safe constructs instead (think how a compiler can check for appropriate use):

- ▶ ML provides `datatype` and `case` to express similar ideas. In essence the constructor names provide the discriminator `k` (but there are no fields preceding it, which explains `UBaux` above).
- ▶ Java provides *subclassing* to capture variants of a class.

See also the discussion about `case classes` in Scala and the 'expression problem' there.

Topic V

Object-oriented languages: Concepts and origins SIMULA and Smalltalk

References:

- ★ Chapters 10 and 11 of *Concepts in programming languages* by J. C. Mitchell. CUP, 2003.
- ▶ Chapters 8, and 12(§§2 and 3) of *Programming languages: Design and implementation* (3RD EDITION) by T. W. Pratt and M. V. Zelkowitz. Prentice Hall, 1999.

```
exception Empty ;
fun newStack(x0)
  = let val stack = ref [x0]
      in ref{ push = fn(x)
              => stack := ( x :: !stack )
            , pop = fn()
              => case !stack of
                  nil => raise Empty
                  | h::t => ( stack := t; h )
            }
      }end ;
```

```
exception Empty
val newStack = fn :
  'a -> {pop:unit -> 'a, push:'a -> unit} ref
```

Objects in ML !?

Basic concepts in object-oriented languages

NB:

- ▶ ! The *stack discipline of Algol* for activation records fails!
- ▶ ? Is ML an object-oriented language?
- ! Of course not!
- ? Why?

Four main **language concepts** for object-oriented languages:

1. Dynamic lookup.
2. Abstraction.
3. Subtyping.
4. Inheritance.

Dynamic lookup

- ▶ *Dynamic lookup* means that when a method of an object is called, the method body to be executed is selected dynamically, at **run time**, according to the implementation of the object that receives the message (as in Java or C++ *virtual* methods).
- ▶ For the idea of *multiple dispatch* (not on the course), rather than the Java-style (or single) dispatch, see en.wikipedia.org/wiki/Multiple_dispatch

Subtyping

- ▶ *Subtyping* is a relation on types that allows values of one type to be used in place of values of another. Specifically, if an object *a* has all the functionality of another object *b*, then we may use *a* in any context expecting *b*.
- ▶ The basic principle associated with subtyping is *substitutivity*: If *A* is a subtype of *B*, then any expression of type *A* may be used without type error in any context that requires an expression of type *B*.

Abstraction

- ▶ *Abstraction* means that implementation details are hidden inside a program unit with a specific interface. For objects, the interface usually consists of a set of methods that manipulate hidden data.

Inheritance

- ▶ *Inheritance* is the ability to reuse the definition of one kind of object to define another kind of object.
- ▶ The importance of inheritance is that it saves the effort of duplicating (or reading duplicated) code and that, when one class is implemented by inheriting from another, changes to one affect the other. This has a significant impact on code maintenance and modification.

NB: although Java treats subtyping and inheritance as synonyms, it is quite possible to have languages which have one but not the other.

History of objects

SIMULA and Smalltalk

- ▶ Objects were invented in the design of **SIMULA** and refined in the evolution of **Smalltalk**.
- ▶ **SIMULA: The first object-oriented language.**
The object model in SIMULA was based on procedures activation records, with objects originally described as procedures that return a pointer to their own activation record.
- ▶ **Smalltalk: A dynamically typed object-oriented language.**
Many object-oriented ideas originated or were popularised by the Smalltalk group, which built on Alan Kay's then-futuristic idea of the Dynabook (Wikipedia shows Kay's 1972 sketch of essentially a modern tablet computer).

SIMULA

- ▶ Extremely influential as the first language with classes objects, dynamic lookup, subtyping, and inheritance.
- ▶ Originally designed for the purpose of *simulation* by O.-J. Dahl and K. Nygaard at the Norwegian Computing Center, Oslo, in the 1960s.
- ▶ SIMULA was designed as an extension and modification of Algol 60. The main features added to Algol 60 were: class concepts and reference variables (pointers to objects); pass-by-reference; input-output features; coroutines (a mechanism for writing concurrent programs).

- ▶ A generic event-based simulation program

```
Q := make_queue(initial_event);
repeat
  select event e from Q
  simulate event e
  place all events generated by e on Q
until Q is empty
```

naturally requires:

- ▶ A data structure that may contain a variety of kinds of events. \rightsquigarrow **subtyping**
- ▶ The selection of the simulation operation according to the kind of event being processed. \rightsquigarrow **dynamic lookup**
- ▶ Ways in which to structure the implementation of related kinds of events. \rightsquigarrow **inheritance**

SIMULA

Object-oriented features

- ▶ **Objects:** A SIMULA object is an activation record produced by call to a class.
- ▶ **Classes:** A SIMULA class is a procedure that returns a pointer to its activation record. The body of a class may initialise the objects it creates.
- ▶ **Dynamic lookup:** Operations on an object are selected from the activation record of that object.
- ▶ **Abstraction:** Hiding was not provided in SIMULA 67 but was added later and used as the basis for C++.

SIMULA

Sample code

- ▶ *Subtyping*: Objects are typed according to the classes that create them. Subtyping is determined by class hierarchy.
- ▶ *Inheritance*: A SIMULA class may be defined, by class prefixing, as an extension of a class that has already been defined including the ability to redefine parts of a class in a subclass.

```
CLASS POINT (X,Y); REAL X, Y;
  COMMENT***CARTESIAN REPRESENTATION
BEGIN
  BOOLEAN PROCEDURE EQUALS (P); REF (POINT) P;
  IF P /= NONE THEN
    EQUALS := ABS(X-P.X) + ABS(Y-P.Y) < 0.00001;
  REAL PROCEDURE DISTANCE (P); REF (POINT) P;
  IF P == NONE THEN ERROR ELSE
    DISTANCE := SQRT( (X-P.X)**2 + (Y-P.Y)**2 );
END***POINT***
```

```
CLASS LINE (A,B,C); REAL A,B,C;
  COMMENT***Ax+By+C=0 REPRESENTATION
BEGIN
  BOOLEAN PROCEDURE PARALLELTO (L); REF (LINE) L;
  IF L /= NONE THEN
    PARALLELTO := ABS( A*L.B - B*L.A ) < 0.00001;

  REF (POINT) PROCEDURE MEETS (L); REF (LINE) L;
  BEGIN REAL T;
  IF L /= NONE and ~PARALLELTO (L) THEN
    BEGIN
      ...
      MEETS :- NEW POINT (... , ... );
    END;
  END;
END;***MEETS***
```

SIMULA

Subclasses and inheritance

SIMULA syntax for a class *C1* with subclasses *C2* and *C3* is

```
CLASS C1
  <DECLARATIONS1>;
C1 CLASS C2
  <DECLARATIONS2>;
C1 CLASS C3
  <DECLARATIONS3>;
```

When we create a *C2* object, for example, we do this by first creating a *C1* object (activation record) and then appending a *C2* object (activation record).

Example:

```
POINT CLASS COLOREDPOINT(C); COLOR C;
BEGIN
  BOOLEAN PROCEDURE EQUALS(Q); REF(COLOREDPOINT) Q;
  ...;
END***COLOREDPOINT**
```

```
REF(POINT) P; REF(COLOREDPOINT) CP;
P :- NEW POINT(1.0,2.5);
CP :- NEW COLOREDPOINT(2.5,1.0,RED);
```

NB: SIMULA 67 did not hide fields. Thus,

```
CP.C := BLUE;
```

changes the color (colour) of the point referenced by `CP`.

- ▶ All instances of a class are given the same *type*. The name of this type is the same as the name of the class.
- ▶ The class names (types of objects) are arranged in a *subtype* hierarchy corresponding exactly to the subclass hierarchy.

Smalltalk

Subtyping Examples – essentially like Java:

```
1. CLASS A; A CLASS B;
REF(A) a; REF(B) b;

a :- b; COMMENT***legal since B is
      ***a subclass of A
...

b :- a; COMMENT***also legal, but checked at
      ***run time to make sure that
      ***a points to a B object, so
      ***as to avoid a type error

2. inspect a
   when B do b :- a
   otherwise ...
```

- ▶ Extended and refined the object metaphor.
 - ▶ Used some ideas from SIMULA; but it was a completely new language, with new terminology and an original syntax.
 - ▶ Abstraction via private *instance variables* (data associated with an object) and public *methods* (code for performing operations).
 - ▶ Everything is an object; even a class. All operations are messages to objects.
 - ▶ Objects and classes were shown useful organising concepts for building an entire programming environment and system.
- ▶ Very influential, but we'll regard it as a object-oriented analogue of LISP. (Why: dynamically typed, good at symbolic computation, compared to Algol (for LISP) or SIMULA (for Smalltalk).

There are more details in previous versions of this course.

Part B

Types and related ideas

Safety, static and dynamic types, forms of polymorphism, modules

Types in programming

- ▶ A *type* is a collection of computational entities that share some common property.
- ▶ There are three main uses of types in programming languages:
 1. naming and organising concepts,
 2. making sure that bit sequences in computer memory are interpreted consistently,
 3. providing information to the compiler about data manipulated by the program.

Topic VI

Types in programming languages

References:

- ▶ **Chapter 6** of *Concepts in programming languages* by J. C. Mitchell. CUP, 2003.
- ▶ **Sections 4.9 and 8.6** of *Programming languages: Concepts & constructs* by R. Sethi (2ND EDITION). Addison-Wesley, 1996.

- ▶ Using types to organise a program makes it easier for someone to read, understand, and maintain the program. Types can serve an important purpose in documenting the design and intent of the program.
- ▶ Type information in programs can be used for many kinds of optimisations.

Type systems

A *type system* for a language is a set of rules for associating a type with phrases in the language.

Terms strong and weak refer to the effectiveness with which a type system prevents errors. A type system is *strong* if it accepts only *safe* phrases. In other words, phrases that are accepted by a strong type system are guaranteed to evaluate without type error. A type system is *weak* if it is not strong.

Type safety

A programming language is *type safe* if no program is allowed to violate its type distinctions.

Safety	Example language	Explanation
Not safe	C, C++	Type casts, pointer arithmetic
Almost safe	Pascal	Explicit deallocation; dangling pointers
Safe	LISP, SML, Smalltalk, Java	Type checking

Type checking

A *type error* occurs when a computational entity is used in a manner that is inconsistent with the concept it represents. *Type checking* is used to prevent some or all type errors, ensuring that the operations in a program are applied properly. Some questions to be asked about type checking in a language:

- ▶ Is the type system *strong* or *weak*?
- ▶ Is the checking done *statically* or *dynamically*?
- ▶ How *expressive* is the type system; that is, amongst safe programs, how many does it accept?

Static and dynamic type checking

Run-time type checking: The compiler generates code so that, when an operation is performed, the code checks to make sure that the operands have the correct types.
Examples: LISP, Smalltalk.

Compile-time type checking: The compiler checks the program text for potential type errors.
Example: SML.

NB: Most programming languages use some combination of compile-time and run-time type checking.

Java Downcasts

Consider the following Java program:

```
class A { ... };           A a;  
class B extends A { ... }; B b;
```

- ▶ Variable `a` has Java type `A` whose valid values are all those of `class A` along with those of all classes subtyping class `A` (here just class `B`).
- ▶ Subtyping determines when a variable of one type can be used as another (here used by assignment):
 - `a = b;` ✓ (upcast)
 - `a = (A)b;` ✓ (explicit upcast)
 - `b = a;` ✗ (implicit downcast—illegal Java)
 - `b = (B)a;` ✓ (but needs run-time type-check)
- ▶ Mixed static and dynamic type checking!

See also the later discussion of subtype polymorphism.

Scripting languages

- ▶ Nowadays there are many ‘scripting’ languages. Usually this means various dynamically typed languages originally intended to glue larger components of typed languages together, but it can include languages like Python aimed at readability or easy of use. Similarly, Javascript placed on web sites to be executed in browsers in spite of the potential security holes (not to mention efficiency issues).
- ▶ Examples: Javascript, PHP, Ruby, Lua, Python
- ▶ The main problem is that small programs can be very clear (and be finished before a Java programmer has even designed the class hierarchy), but programs grow – and the absence of typing then becomes problematic.
- ▶ Facebook invented ‘Hack’ because it found it had 1 000 000 lines of PHP!

These languages are commercially important, but we won’t discuss them further.

Static vs. dynamic type checking

Main trade-offs between compile-time and run-time checking:

Form of type checking	Advantages	Disadvantages
Run-time	Prevents type errors	Slows program execution
Compile-time	Prevents type errors Eliminates run-time tests Finds type errors before execution and run-time tests	May restrict programming because tests are <i>conservative</i>

Type equality

The question of *type compatibility* arises during type checking (e.g. can this function be applied to this argument).

? What does it mean for two types to be equal!?

Structural equality. Two type expressions are *structurally equal* if and only if they are equivalent under the following three rules.

SE1. A type name is structurally equal to itself.

SE2. Two types are structurally equal if they are formed by applying the same type constructor to structurally equal types.

SE3. After a type declaration, say `type n = T`, the type name `n` is structurally equal to `T`.

Name equality:

Pure name equality. A type name is equal to itself, but no constructed type is equal to any other constructed type.

Transitive name equality. A type name is equal to itself and can be declared equal to other type names.

Type-expression equality. A type name is equal only to itself. Two type expressions are equal if they are formed by applying the same constructor to equal expressions. In other words, the expressions have to be identical.

Examples:

- ▶ **Type equality in Pascal/Modula-2.** Type equality was left ambiguous in Pascal. Its successor, Modula-2, avoided ambiguity by defining two types to be *compatible* if
 1. they are the same name, or
 2. they are s and t , and $s = t$ is a type declaration, or
 3. one is a subrange of the other, or
 4. both are subranges of the same basic type.
- ▶ **Type equality in C/C++.** C uses structural equivalence for all types except for `struct` and `union` types. Such types are named in C and C++ and the name is treated as a type, equal only to itself. This constraint saves C from having to deal with recursive types.
- ▶ **Type equality in ML.** ML works very similarly to C/C++, structural equality except for datatype names which are only equivalent to themselves.

Type declarations

There are two basic forms of type declarations:

Transparent. An alternative name is given to a type that can also be expressed without this name.

Opaque. A new type is introduced into the program that is not equal to any other type.

Exercise: classify type declarations for languages you know into transparent or opaque.

Polymorphism

Polymorphism [Greek: “having multiple forms”] refers to constructs that can take on different types as needed. There are three main forms in contemporary programming languages:

- ▶ **Parametric (or generic) polymorphism.** A function may be applied to any arguments whose types match a type expression involving type variables. Subcases: ML has *implicit* polymorphism, other languages have *explicit* polymorphism where the user must specify the instantiation (e.g. C++ templates, and the type system of “System F”).
- ▶ **Subtype polymorphism.** A function expecting a given class may be applied to a subclass instead. E.g. Java, passing a `String` to a function expecting an `Object`.

- ▶ **Ad hoc polymorphism or overloading.** Two or more implementations with different types are referred to by the same name. E.g. Java, also addition is overloaded in SML (which is why `fn x => x+x` does not type-check). (Remark: Haskell's *type classes* enable rich overloading specifications. These allow functions be to implicitly applied to a range of types specified by a Haskell *type constraint*.)

Although we've discussed these for function application, it's important to note that Java generics and ML parameterised datatypes (e.g. `Map<Key,Val>` and `'a list`) use the same idea for type constructors.

- ▶ *Type inference* is the process of determining the types of phrases based on the constructs that appear in them.
- ▶ An important language innovation.
- ▶ A cool algorithm.
- ▶ Gives some idea of how other static analysis algorithms work.

Type inference in ML – idea

Idea: give every expression a new type variable and then emit constraints $\alpha \approx \beta$ whenever two types have to be equal.

These constraints can then be solved with Prolog-style unification.

For more detail see Part II course: “Types”.

Typing rule:

$$\frac{}{\Gamma \vdash x : \tau} \quad \text{if } x : \tau \text{ in } \Gamma$$

Inference rule:

$$\frac{}{\Gamma \vdash x : \gamma} \quad \alpha \approx \beta \text{ if } x : \alpha \text{ in } \Gamma$$

Typing rule:

$$\frac{\Gamma \vdash f : \sigma \rightarrow \tau \quad \Gamma \vdash e : \sigma}{\Gamma \vdash f(e) : \tau}$$

Inference rule:

$$\frac{\Gamma \vdash f : \alpha \quad \Gamma \vdash e : \beta}{\Gamma \vdash f(e) : \gamma} \quad \alpha \approx \beta \rightarrow \gamma$$

Typing rule:

$$\frac{\Gamma, x : \sigma \vdash e : \tau}{\Gamma \vdash (\text{fn } x \Rightarrow e) : \sigma \rightarrow \tau}$$

Inference rule:

$$\frac{\Gamma, x : \alpha \vdash e : \beta}{\Gamma \vdash (\text{fn } x \Rightarrow e) : \gamma} \quad \boxed{\gamma \approx \alpha \rightarrow \beta}$$

Example:

$$\frac{\frac{\frac{\frac{\checkmark}{f : \alpha_1, X : \alpha_3 \vdash f : \alpha_5}}{f : \alpha_1, X : \alpha_3 \vdash f : \alpha_7}}{f : \alpha_1, X : \alpha_3 \vdash f(f(X)) : \alpha_4} \quad \frac{\frac{\checkmark}{f : \alpha_1, X : \alpha_3 \vdash X : \alpha_8}}{f : \alpha_1, X : \alpha_3 \vdash f(X) : \alpha_6}}{f : \alpha_1, X : \alpha_3 \vdash f(f(X)) : \alpha_4}}{f : \alpha_1 \vdash \text{fn } X \Rightarrow f(f(X)) : \alpha_2}}{\vdash \text{fn } f \Rightarrow \text{fn } X \Rightarrow f(f(X)) : \alpha_0}$$

$$\boxed{\alpha_0 \approx \alpha_1 \rightarrow \alpha_2, \quad \alpha_2 \approx \alpha_3 \rightarrow \alpha_4, \quad \alpha_5 \approx \alpha_6 \rightarrow \alpha_4, \quad \alpha_5 \approx \alpha_1, \quad \alpha_7 \approx \alpha_8 \rightarrow \alpha_6, \quad \alpha_7 \approx \alpha_1, \quad \alpha_8 \approx \alpha_3}$$

Solution: $\alpha_0 = (\alpha_3 \rightarrow \alpha_3) \rightarrow \alpha_3 \rightarrow \alpha_3$

let-polymorphism

- ▶ The ‘obvious’ way to type-check `let val x = e in e' end` is to treat it as `(fn x => e')(e)`.
- ▶ But Milner invented a more generous way to type let-expressions (involving *type schemes*—types qualified with \forall which are renamed with new type variables at every use).
- ▶ For instance


```
let val f = fn x => x in f(f) end
```

 type checks, whilst


```
(fn f => f(f)) (fn x => x)
```

 does not.
- ▶ Exercise: invent ML expressions `e` and `e'` above so that both forms type-check but have different types.

Surprises/issues in ML typing

The mutable type `'a ref` essentially has three operators

```
ref : 'a -> 'a ref
(!) : 'a ref -> 'a
(:=) : 'a ref * 'a -> unit
```

Seems harmless. But think about:

```
val x = ref []; (* x : ('a list) ref *)
x := 3 :: (!x);
x := true :: (!x);
print x;
```

We expect it to type-check, but it doesn't and trying to execute the code shows us it shouldn't type-check!

- ▶ ML type checking needs tweaks around the corners when dealing with non-pure functional code. See also the exception example on the next slide.
- ▶ This is related to the issues of *variance* in languages mixing subtyping with generics (e.g. Java).

Polymorphic exceptions

Example: Depth-first search for finitely-branching trees.

```
datatype
  'a FBtree = node of 'a * 'a FBtree list ;
fun dfs P (t: 'a FBtree)
  = let
    exception Ok of 'a;
    fun auxdfs( node(n,F) )
      = if P n then raise Ok n
        else foldl (fn(t,_) => auxdfs t) NONE F ;
  in
    auxdfs t handle Ok n => SOME n
  end ;

val dfs = fn : ('a -> bool) -> 'a FBtree -> 'a option
```

This use of a polymorphic exception is OK.

But what about the following nonsense:

```
exception Poly of 'a ; (** ILLEGAL!!! **)
(raise Poly true) handle Poly x => x+1 ;
```

When a *polymorphic exception* is declared, SML ensures that it is used with only one type (and not instantiated at multiple types). A similar rule (the ‘value restriction’) is applied to the declaration

```
val x = ref [];
```

thus forbidding the code on Slide 128.

- ▶ This is related to the issue of *variance* in languages like Java to which we now turn.

Interaction of subtyping and generics—variance

In Java, we have that `String` is a subtype of `Object`.

- ▶ But should `String[]` be a subtype of `Object[]`?
- ▶ And should `ArrayList<String>` be a subtype of `ArrayList<Object>`?
- ▶ What about `Function<Object, String>` being a subtype of `Function<String, Object>`?

Given generic `G` we say it is

- ▶ *covariant* if `G<String>` is a subtype of `G<Object>`.
- ▶ *contravariant* if `G<Object>` is a subtype of `G<String>`.
- ▶ *invariant* if neither hold.
- ▶ variance is a per-argument property for generics taking multiple arguments .

But what are the rules?

Java arrays are covariant

The Java language decrees so. Hence the following code type-checks.

```
String[] s = new String[10];
Object[] o;
o = s; // decreed to be subtype
o[5] = "OK so far";
o[4] = Integer(42); // whoops!
```

However, it surely can't run! Indeed it raises exception `ArrayStoreException` at the final line. Why?

- ▶ The last line would be unsound, so all *writes* into a Java array need to check that the item stored is a subtype of the array they are stored into. The type checker can't help.
- ▶ Note that there is no problem with *reads*.
- ▶ this is like the ML polymorphic `ref` and exception issue.

Java generics are invariant

The Java language decrees so. Hence the following code now fails to type-check.

```
ArrayList<String> s = new ArrayList(10);
ArrayList<Object> o;
o = s; // fails to type-check
o[5] = "OK so far"; // type-checks OK
o[4] = Integer(42); // type-checks OK
```

So generics are safer than arrays. But covariance and contravariance can be useful.

- ▶ What if I have an immutable array, so that writes to it are banned by the type checker, then surely it's OK for it to be covariant.

Java variance specifications

In Java we can have safe co-variant generics using syntax like:

```
ArrayList<String> s = new ArrayList(10);
ArrayList<? extends Object> o;
o = s; // now type checks again
```

But what about reading and writing to `o`?

```
s[2] = "Hello";
System.out.println((String)o[2]+"World"); //fine
o[4] = "seems OK"; //faulted at compile-time
```

The trade is that the covariant `ArrayList o` cannot have its elements written to, in exchange for covariance.

- ▶ Java has *use-site variance* specifications: we can declare variance at every use of a generic.
- ▶ By contrast Scala has *declaration-site variance* which many find simpler (see later).

Java variance specifications (2)

Yes, there is a contravariant specification too (which allows writes but not reads):

```
ArrayList<? super String> ss;
```

So `ss` can be assigned values of type `ArrayList<String>` and `ArrayList<Object>` only.

For more information (beyond the current course) see:

[en.wikipedia.org/wiki/Covariance_and_contravariance_\(computer_science\)](http://en.wikipedia.org/wiki/Covariance_and_contravariance_(computer_science))

Topic VII

Data abstraction and modularity
*SML Modules*³

References:

- ▶ **Chapter 7** of *ML for the working programmer* (2ND EDITION) by L. C. Paulson. CUP, 1996.

³Largely based on an *Introduction to SML Modules* by Claudio Russo
<http://research.microsoft.com/~crusso>.

The Core and Modules languages

SML consists of two sub-languages:

- ▶ The *Core* language is for *programming in the small*, by supporting the definition of types and expressions denoting values of those types.
- ▶ The *Modules* language is for *programming in the large*, by grouping related Core definitions of types and expressions into self-contained units, with descriptive interfaces.

The *Core* expresses details of *data structures* and *algorithms*. The *Modules* language expresses *software architecture*. Both languages are largely independent.

The Modules language

Writing a real program as an unstructured sequence of Core definitions quickly becomes unmanageable.

```

type nat = int
val zero = 0
fun succ x = x + 1
fun iter b f i =
    if i = zero then b
      else f (iter b f (i-1))
...
(* thousands of lines later *)
fun even (n:nat) = iter true not n

```

The SML Modules language lets one split large programs into separate units with descriptive interfaces.

SML Modules

Signatures and structures

An *abstract data type* is a type equipped with a set of operations, which are the only operations applicable to that type.

Its representation can be changed without affecting the rest of the program.

- ▶ *Structures* let us *package* up declarations of related types, values, and functions.
- ▶ *Signatures* let us *specify* what components a structure must contain.

Signatures are to structures what types are to values.

Structures

In Modules, one can encapsulate a sequence of Core *type* and *value* definitions into a unit called a *structure*.

We enclose the definitions in between the keywords

```
struct ... end.
```

Example: A structure representing the natural numbers, as positive integers.

```

struct
  type nat = int
  val zero = 0
  fun succ x = x + 1
  fun iter b f i = if i = zero then b
                  else f (iter b f (i-1))
end

```

The dot notation

The `structure` keyword binds a structure to an identifier:

```
structure IntNat =  
  struct  
    type nat = int  
    ...  
    fun iter b f i = ...  
  end
```

Components of a structure are accessed with *dot notation*.

```
fun even (n: IntNat.nat) = IntNat.iter true not n
```

NB: Type `IntNat.nat` is statically equal to `int`.
Value `IntNat.iter` dynamically evaluates to a closure.

Nested structures

Structures can be nested inside other structures, in a hierarchy.

```
structure IntNatAdd =  
  struct  
    structure Nat = IntNat  
    fun add n m = Nat.iter m Nat.succ n  
  end  
  ...  
  fun mult n m =  
    IntNatAdd.Nat.iter IntNatAdd.Nat.zero  
      (IntNatAdd.add m)  
      n
```

Nesting and dot notation provides *name-space* control.

Concrete signatures

Signature expressions specify the types of structures by listing the specifications of their components.

A signature expression consists of a *sequence* of component specifications, enclosed in between the keywords `sig ... end`.

```
sig type nat = int  
  val zero : nat  
  val succ : nat -> nat  
  val 'a iter : 'a -> ('a->'a) -> nat -> 'a  
end
```

This signature fully describes the *type* of `IntNat`.
The specification of type `nat` is *concrete*: it must be `int`.

Opaque signatures

On the other hand, the following signature

```
sig type nat  
  val zero : nat  
  val succ : nat -> nat  
  val 'a iter : 'a -> ('a->'a) -> nat -> 'a  
end
```

specifies structures that are free to use *any* implementation for type `nat` (perhaps `int`, or `word`, or some recursive datatype).
This specification of type `nat` is *opaque*.

Example: Polymorphic functional stacks.

```
signature STACK =
sig
  exception E
  type 'a reptype    (* <-- INTERNAL REPRESENTATION *)
  val new: 'a reptype
  val push: 'a -> 'a reptype -> 'a reptype
  val pop: 'a reptype -> 'a reptype
  val top: 'a reptype -> 'a
end ;
```

```
structure MyStack: STACK =
struct
  exception E ;
  type 'a reptype = 'a list ;
  val new = [] ;
  fun push x s = x::s ;
  fun split( h::t ) = ( h , t )
    | split _ = raise E ;
  fun pop s = #2( split s ) ;
  fun top s = #1( split s ) ;
end ;
```

Named and nested signatures

```
val e = MyStack.new ;
val s0 = MyStack.push 0 e ;
val s01 = MyStack.push 1 s0 ;
val s0' = MyStack.pop s01 ;
MyStack.top s0' ;
```

```
val e = [] : 'a MyStack.reptype
val s0 = [0] : int MyStack.reptype
val s01 = [1,0] : int MyStack.reptype
val s0' = [0] : int MyStack.reptype
val it = 0 : int
```

The keyword `signature` names signatures (cf. `structure`):

```
signature NAT =
sig type nat
  val zero : nat
  val succ : nat -> nat
  val 'a iter : 'a -> ('a->'a) -> nat -> 'a
end
```

Nested signatures specify named sub-structures:

```
signature Add =
sig structure Nat: NAT (* references NAT *)
  val add: Nat.nat -> Nat.nat -> Nat.nat
end
```

Signature matching

Q: When does a structure satisfy a signature?

A: The type of a structure *matches* a signature whenever it implements at least the components of the signature.

- The structure must *realise* (i.e. define) all of the opaque type components in the signature.
- The structure must *enrich* this realised signature, component-wise:
 - ★ every concrete type must be implemented equivalently;
 - ★ every specified value must have a more general type scheme;
 - ★ every specified structure must be enriched by a substructure.

Properties of signature matching

- ▶ The components of a structure can be defined in a different order than in the signature; names matter but ordering does not.
- ▶ A structure may contain more components, or components of more general types, than are specified in a matching signature.
- ▶ Signature matching is *structural*. A structure can match many signatures and there is no need to pre-declare its matching signatures (unlike “interfaces” in Java and C#).
- ▶ Although similar to record types, signatures actually play a number of different roles.

Subtyping

Signature matching supports a form of *subtyping* not found in the Core language:

- ▶ A structure with more type, value, and structure components may be used where fewer components are expected.
- ▶ A value component may have a more general type scheme than expected.

Using signatures to restrict access

We can use a *signature constraint* to provide a restricted view of a structure. E.g.

```
structure ResIntNat =  
  IntNat : sig type nat  
            val succ : nat->nat  
            val iter : nat->(nat->nat)->nat->nat  
          end
```

NB: The constraint `str:sgn` prunes the structure `str` according to the signature `sgn`. So:

- ▶ `ResIntNat.zero` is faulted (“not a member”)
- ▶ `ResIntNat.iter` is *less* polymorphic than `IntNat.iter`.

Although the `_ : _` operator can hide names, it does not conceal the definitions of opaque types.

Thus, the fact that `ResIntNat.nat = IntNat.nat = int` remains *transparent*.

For instance the application `ResIntNat.succ (~3)` is still well-typed, because `~3` has type `int` ... but `~3` is negative, so not a valid representation of a natural number!

In SML, we can limit outside access to the components of a structure by *constraining* its signature in *transparent* or *opaque* manners.

Further, we can *hide* the representation of a type by means of an *abstype* declaration.

The combination of these methods yields *abstract structures*.

Using signatures to hide the identity of types

Using the `>` syntax, instead of the `:` syntax used earlier, signature matching can also be used to enforce *data abstraction*:

```
structure AbsNat = IntNat > sig
  type nat
  val zero: nat
  val succ: nat->nat
  val 'a iter: 'a->('a->'a)->nat->'a
end
```

The constraint `str > sgn` prunes `str` but also generates a new, *abstract* type for each opaque type in `sgn`.

- ▶ The actual implementation of `AbsNat.nat` by `int` is *hidden*, so that `AbsNat.nat ≠ int`. `AbsNat` is just `IntNat`, but with a hidden type representation.
- ▶ `AbsNat` defines an *abstract datatype* of natural numbers: the only way to construct and use values of the abstract type `AbsNat.nat` is through the operations, `zero`, `succ`, and `iter`.
E.g., the application `AbsNat.succ (~3)` is ill-typed: `~3` has type `int`, not `AbsNat.nat`. This is what we want, since `~3` is not a natural number in our representation. In general, abstractions can also prune and specialise components.

Opaque signature constraints

```
structure MyOpaqueStack :> STACK = MyStack ;
```

```
val e = MyOpaqueStack.new ;  
val s0 = MyOpaqueStack.push 0 e ;  
val s01 = MyOpaqueStack.push 1 s0 ;  
val s0' = MyOpaqueStack.pop s01 ;  
MyOpaqueStack.top s0' ;
```

```
val e = - : 'a MyOpaqueStack.reptype  
val s0 = - : int MyOpaqueStack.reptype  
val s01 = - : int MyOpaqueStack.reptype  
val s0' = - : int MyOpaqueStack.reptype  
val it = 0 : int
```

[Compare slide 147 which exposes `reptype` as `list`.]

SML Modules

Functors

- ▶ An SML *functor* is a structure that takes other structures as parameters.
- ▶ Functors let us write program units that can be combined in different ways. Functors can also express generic algorithms.

Datatype and exception specifications

Signatures can also specify datatypes and exceptions:

```
structure PredNat =  
  struct datatype nat = zero | succ of nat  
    fun iter b f i = ...  
    exception Pred  
    fun pred zero = raise Pred  
      | pred (succ n) = n  
  end :> sig  
    datatype nat = zero | succ of nat  
    val iter: 'a->('a->'a)->(nat->'a)  
    exception Pred  
    val pred: nat -> nat (* raises Pred *)  
  end
```

This means that clients can still pattern-match on datatype constructors, and handle exceptions.

Functors

The Modules language also features *parameterised structures*, called *functors*.

Example: The functor `AddFun` below takes any implementation, `N`, of naturals and re-exports it with an addition operation.

```
functor AddFun(N:NAT) =  
  struct  
    structure Nat = N  
    fun add n m = Nat.iter n (Nat.succ) m  
  end
```


- ▶ A functor is a *function* mapping a formal argument structure to a concrete result structure.
- ▶ The body of a functor may assume no more information about its formal argument than is specified in its signature.
In particular, opaque types are treated as distinct type parameters.
Each actual argument can supply its own, independent implementation of opaque types.

A functor may be used to create a structure by *applying* it to an actual argument:

```
structure IntNatAdd = AddFun(IntNat)
structure AbsNatAdd = AddFun(AbsNat)
```

The actual argument must match the signature of the formal parameter—so it can provide more components, of more general types.

Above, `AddFun` is applied twice, but to arguments that differ in their implementation of type `nat` (`AbsNat.nat` \neq `IntNat.nat`).

Example: Generic imperative stacks.

```
signature STACK =
sig
  type itemtype
  val push: itemtype -> unit
  val pop: unit -> unit
  val top: unit -> itemtype
end ;
```

```
exception E ;
functor Stack( T: sig type atype end ) : STACK =
struct
  type itemtype = T.atype
  val stack = ref( []: itemtype list )
  fun push x
    = ( stack := x :: !stack )
  fun pop()
    = case !stack of [] => raise E
      | _::s => ( stack := s )
  fun top()
    = case !stack of [] => raise E
      | t::_ => t
end ;
```

```
structure intStack
  = Stack(struct type atype = int end) ;
```

```
structure intStack : STACK
```

```
intStack.push(0) ;
intStack.top() ;
intStack.pop() ;
intStack.push(4) ;
```

```
val it = () : unit
val it = 0 : intStack.itemtype
val it = () : unit
val it = () : unit
```

Functors support:

Code reuse.

`AddFun` may be applied many times to different structures, reusing its body.

Code abstraction.

`AddFun` can be compiled before any argument is implemented.

Type abstraction.

`AddFun` can be applied to different types `N.nat`.

But there are various complications:

- ▶ Should functor application be *applicative* or *generative*?
- ▶ We need some way of specifying types as being *shared*.

Structures as records

- ▶ Structures are like Core records, but can contain definitions of types as well as values.
- ▶ What does it mean to project a type component from a structure, e.g. `IntNatAdd.Nat.nat`?
- ▶ Does one needs to evaluate the application `AddFun(IntNat)` at *compile-time* to simplify `IntNatAdd.Nat.nat` to `int`? And what about any side-effects?
- ▶ **No!** Its sufficient to know the *compile-time* types of `AddFun` and `IntNat`, ensuring a *phase distinction* between compile-time and run-time.

Type propagation through functors

Each functor application *propagates* the actual realisation of its argument's opaque type components.

Thus, for

```
structure IntNatAdd = AddFun(IntNat)
structure AbsNatAdd = AddFun(AbsNat)
```

the type `IntNatAdd.Nat.nat` is just another name for `int`, and `AbsNatAdd.Nat.nat` is just another name for `AbsNat.nat`.

Examples:

```
IntNatAdd.Nat.succ(0) ✓
IntNatAdd.Nat.succ(IntNat.Nat.zero) ✓
AbsNatAdd.Nat.succ(AbsNat.Nat.zero) ✓
AbsNatAdd.Nat.succ(0) ✗
AbsNatAdd.Nat.succ(IntNat.Nat.zero) ✗
```

Functors: generative or applicative?

The following functor is almost the identity functor, but *re-abstracts* its argument:

```
functor GenFun(N:NAT) = N :> NAT
```

Now, suppose we apply it twice to the same argument:

```
structure X = GenFun(IntNat)
structure Y = GenFun(IntNat)
```

Question: are the types `X.nat` and `Y.nat` *compatible*?

- ▶ The *applicative* interpretation of functor application (used in OCaml) says “yes”.
- ▶ The *generative* interpretation (used in SML) says “no”. (Abstract types from the body of a functor are replaced by fresh types at each application. This is consistent with inlining the body of a functor at applications.)

This question is the tip of a very large iceberg (many papers).

Digression: should functors be generative ?

It is really a design choice. Often, the invariants of the body of a functor depend on both the types *and values* imported from the argument. Consider:

```
functor OrdSet(O: sig type elem
                    val compare: (elem * elem) -> bool
                end) = struct
  type set = O.elem list (* ordered list of elements *)
  val empty = []
  fun insert e [] = [e]
    | insert e1 (e2::s) = if O.compare(e1,e2)
                          then if O.compare(e2,e1) then e2::s else e1::e2::s
                          else e2::insert e1 s
end :> sig type set
        val empty: set
        val insert: O.elem -> set -> set
    end
```

Functors: issues with sharing

For

```
structure S
  = OrdSet(struct type elem=int
             fun compare(i,j)= i <= j end)

structure R
  = OrdSet(struct type elem=int
             fun compare(i,j)= i >= j end)
```

we want `S.set` \neq `R.set` because their representation invariants depend on the `compare` function: the set `{1,2,3}` is `[1,2,3]` in `S.set`, but `[3,2,1]` in `R.set`.

Functors are often used to combine different argument structures.

Sometimes, these structure arguments need to communicate values of a *shared* type.

For instance, we might want to implement a sum-of-squares function $(n, m \mapsto n^2 + m^2)$ using separate structures for naturals with addition and multiplication ...

Sharing violations

```
functor SQ(  
  structure AddNat:  
    sig structure Nat: sig type nat end  
      val add:Nat.nat -> Nat.nat -> Nat.nat  
    end  
  structure MultNat:  
    sig structure Nat: sig type nat end  
      val mult:Nat.nat -> Nat.nat -> Nat.nat  
    end ) =  
struct  
  fun sumsquare n m  
    = AddNat.add (MultNat.mult n n) (MultNat.mult m m) ✗  
end
```

The above piece of code is *ill-typed*: the types `AddNat.Nat.nat` and `MultNat.Nat.nat` are opaque, and thus different. The `add` function cannot consume the results of `mult`.

Sharing specifications

The fix is to declare the type sharing directly at the specification of `MultNat.Nat.nat`, using a concrete, not opaque, specification:

```
functor SQ(  
  structure AddNat:  
    sig structure Nat: sig type nat end  
      val add: Nat.nat -> Nat.nat -> Nat.nat  
    end  
  structure MultNat:  
    sig structure Nat: sig type nat = AddNat.Nat.nat end  
      val mult: Nat.nat -> Nat.nat -> Nat.nat  
    end ) =  
struct  
  fun sumsquare n m  
    = AddNat.add (MultNat.mult n n) (MultNat.mult m m) ✓  
end
```

Sharing constraints

Alternatively, one can use a post-hoc *sharing specification* to identify opaque types.

```
functor SQ(  
  structure AddNat:  
    sig structure Nat: sig type nat end  
      val add:Nat.nat -> Nat.nat -> Nat.nat  
    end  
  structure MultNat:  
    sig structure Nat: sig type nat end  
      val mult:Nat.nat -> Nat.nat -> Nat.nat  
    end  
  sharing type MultNat.Nat.nat = AddNat.Nat.nat  
) =  
struct  
  fun sumsquare n m  
    = AddNat.add (MultNat.mult n n) (MultNat.mult m m) ✓  
end
```

Part C

Linguistic ideas beyond Java and ML

Distributed concurrency, Scala, Monads

Topic VIII

Languages for Concurrency and Parallelism

Five main sources:

1. Theoretical models: PRAM, BSP (complexity theory), CSP, CCS, π -calculus (semantic theory), Actors (programming model).
2. Multi-core CPUs (possibly heterogeneous—mobile phones).
3. Graphics cards (just unusual SIMD multi-core CPUs).
4. Supercomputers (mainly for scientific computing).
5. Cluster Computing, Cloud Computing.

NB: Items 2–5 conceptually only differ in processor-memory communication.

Language groups

1. Theoretical models (PRAM, π -calculus, Actors, etc.).
2. C/C++ and roll-your-own using pthreads.
3. Pure functional programming ('free' distribution).
4. [Multi-core CPUs] Open/MP, Java (esp. Java 8), Open/MP, Cilk, X10.
5. [Graphics cards] CUDA (Nvidia), OpenCL (open standard).
6. [Supercomputers] MPI.
7. [Cloud Computing] MapReduce, Hadoop, Skywriting.
8. [On Chip] Verilog, Bluespec.

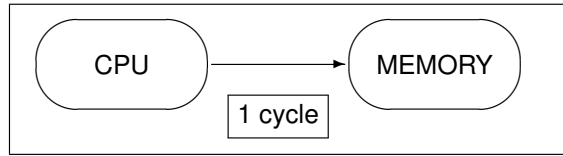
NB: Language features may fit multiple architectures.

Painful facts of parallel life

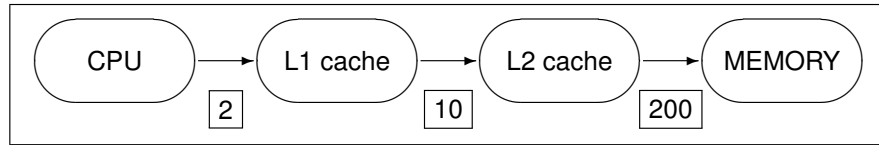
1. Single-core clock speeds have stagnated at around 3GHz for the last ten years. Moore's law continues to give more transistors (hence multi-core, many-core, giga-core).
2. Inter-processor *communication* is far far **far** more expensive than *computation* (executing an instruction).
3. Can't the compiler just take my old C/Java/Fortran (or ML/Haskell) program and, *you know*, parallelise it? Just another compiler optimisation? **NO!** (**Compiler researchers' pipe-dream/elephants' graveyard.**)

Takeaway: optimising performance requires exploiting parallelism, you'll have to program this yourself, and getting it wrong gives slow-downs and bugs due to races.

and timings

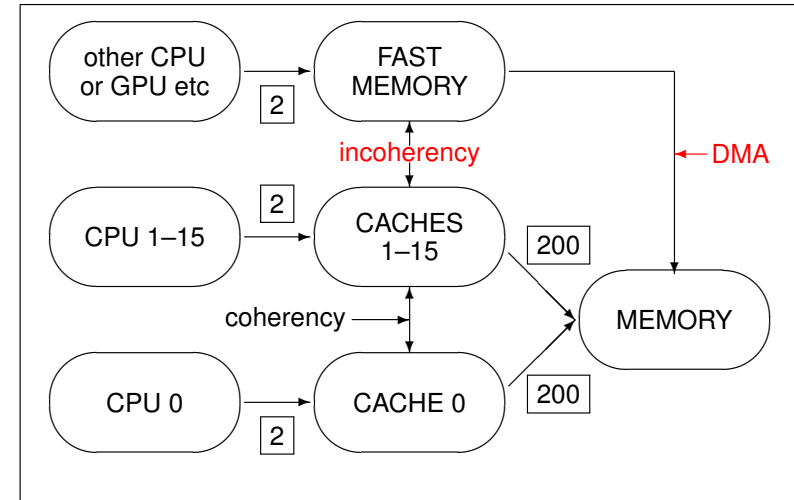


(This model was pretty accurate in 1985.)

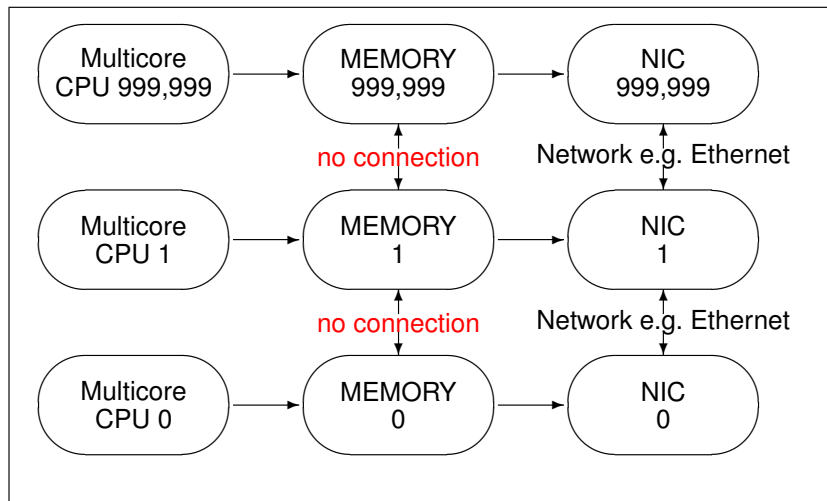


Multi-core-chip memory models

Today's model (cache simplified to one level):



A Compute Cluster or Cloud-Computing Server



(The sort of thing which Google uses.)

Lecture topic: what *programming abstractions*?

- ▶ We've got a large (and increasing) number of processors available for use within each 'device'
- ▶ This holds at multiple levels of scale (from on-chip to on-cloud). "Fractal"
- ▶ Memory is local to processor units (at each scale)
- ▶ Communication (message passing) between units is much slower than computation.

Question: what are good programming abstractions for a system containing lots of processors?

Answer: rest of this lecture.

What hardware architecture tells us

- ▶ Communication latency is far higher than instruction execution time (2–6 orders of magnitude)
- ▶ So, realistically a task needs to have need at least 10^4 instructions for it to be worth moving to another CPU.
- ▶ *Long-running independent computations* fit the hardware best.
- ▶ “Shared memory” is an illusion. At the lowest level it is emulated by message passing in the cache-coherency protocol.
- ▶ Often best to think of multi-core processors as distributed systems.

Communication abstractions for programming

- ▶ “Head in sand”: What communication – I’m just using a multi-core CPU?
- ▶ “Principled head in sand”: the restrictions in my programming language means I can leave this to someone else (or even the compiler).
- ▶ Just use TCP/IP.
- ▶ Shared memory, message passing, RMI/RPC?
- ▶ Communication is expensive, expose it to programmer (no lies about ‘shared memory’).

Ask: language \Rightarrow programmer model of communication?

Concurrent, Parallel, Distributed

These words are often used informally as near synonyms.

- ▶ Distributed systems have separate processors connected by a network, perhaps on-chip (multi-core)?
- ▶ ‘Parallel’ suggests multiple CPUs or even SIMD, but “parallel computation” isn’t clearly different from “concurrency”.
- ▶ Concurrent behaviour *can* happen on a single-core CPU (e.g. Operating System and threads), Theorists often separate ‘true concurrency’ (meaning parallel behaviour) from ‘interleaving concurrency’.

SIMD, MIMD

- ▶ Most parallel systems nowadays are MIMD.
- ▶ GPUs (graphical processor units) are a bit of an exception; several cores execute the same instructions, perhaps conditionally based on a previous test which sets per-processor condition codes.
- ▶ Programming Languages for GPUs (OpenCL, CUDA) emphasise the idea of a single program which is executed by many tasks. A program can enquire to find out the numerical value of its task identifier, originally its (x, y) co-ordinate, to behave differently at different places (in addition to having separate per-task pixel data).

Theoretical model – process algebra

- ▶ CCS, CSP, Pi-Calculus (calculus = “simple programming language”). E.g.
- ▶ Atomic actions α , $\bar{\alpha}$, can communicate with each other or the world (non-deterministically if multiple partners offered). Internal communication gives special internal action τ .
- ▶ Behaviour $p ::= 0 \mid \alpha.p \mid p + p \mid p|p \mid X \mid \text{rec } X.p$ (Deadlock, prefixing, non-determinism, parallelism, recursive definitions, also (not shown) parameterisation/hiding and value-passing.)
- ▶ Typical questions: “is $\alpha.0|\beta.0$ the same as $\alpha.\beta.0 + \beta.\alpha.0$ ” and “what does it mean for two behaviours to be equal”

Part II course: ‘Topics in Concurrency’.

Oldest idea: Threads

Java threads – either extend Thread or implement Runnable:

```
class PrimeRun implements Runnable {
    long minPrime;
    PrimeRun(long m) { minPrime = m; }
    public void run() {
        // compute primes larger than minPrime
    }
}
...
p = new PrimeRun(143); // create a thread
new Thread(p).start(); // run it
```

Posix's pthreads are similar.

Theoretical model – PRAM model

- ▶ PRAM: parallel random-access machine.
- ▶ N shared memory locations and P processors (both unbounded); each processor can access any location in one cycle.
- ▶ Execute instructions in lock-step (often SIMD, but MIMD within the model): fetch data, do operation, write result.
- ▶ Typical question: “given n items can we sort them in $O(n)$ time, or find the maximum in $O(1)$ time”
- ▶ BSP (bulk-synchronous parallel) model refines PRAM by adding costs for communication and synchronisation.

Part II course: ‘Advanced Algorithms’.

Threads, and what's wrong with them

- ▶ Need explicit synchronisation. Error prone.
- ▶ Because they're implemented as library calls, the compiler (and often users) cannot work out where they start and end.
- ▶ pthreads as OS-level threads. Need context switch. Heavyweight.
- ▶ Various lightweight-thread systems. Often non-preemptive. Blocking operations can block all lightweight operations sharing the same OS thread.
- ▶ Number of threads pretty hard-coded into your program.

Cilk [example from Wikipedia]

```
cilk int fib (int n)
{  int x,y;
   if (n < 2) return n;
   x = spawn fib (n-1);
   y = spawn fib (n-2);
   sync;
   return x+y;
}
```

Compiler/run-time library can manage threads. Neat implementation by “work stealing”. Can adapt to hardware. X10 (IBM) adds support for partitioned memory.

OpenMP [example from Wikipedia]

```
int main(int argc, char *argv[]) {
  const int N = 100000;
  int i, a[N];
  #pragma omp parallel for
  for (i = 0; i < N; i++)
    a[i] = 2 * i;
  return 0;
}
```

The directive “omp parallel for” tells the compiler “it is safe to do the iterations in parallel”. Fortran “FORALL INDEPENDENT”.

Clusters/Cloud Computing

- ▶ Memory support for threads, Cilk, OpenMP centres around a shared address space. (Even if secretly multi-core machines behave like distributed machines.)
- ▶ What about clusters? Cloud Computing?
- ▶ More emphasis on message-passing . . .

Software support for message passing: MPI

- ▶ MPI = Message Passing Interface [nothing to do with OpenMP]
- ▶ “de facto standard for communication among processes that model a parallel program running on a distributed memory system.” [no shared memory].
- ▶ Standardised API calls for transferring data and synchronising iterations. Message passing is generally synchronous, suitable for repeated sweeps over scientific data.
- ▶ Emphasis on message passing (visible and expensive-looking to user) means that MPI programs can work surprisingly well on multi-core, because they encourage within-core locality.

- ▶ Shared-nothing language based on the actor model (asynchronous message passing).
- ▶ Dynamically typed, functional-style (no assignment).
- ▶ Means tasks can just commit suicide if they feel there's a problem and someone else fixes things, including restarting them
- ▶ Relatively easy to support hot-swapping of code.

Can mean either “doing one computer’s worth of work on a server instead of locally”. Google Docs. Or ...

Cloud Computing (2)

... massively parallel combinations of computing, e.g. MapReduce invoked by a search engine.

- ▶ MapReduce can match a search term against many computers (Map) each holding part of Google index of words, and then combine these result (Reduce).
- ▶ Reduce here means parallel reduce (tree-like, logarithmic cost), not *foldl* or *foldr* from ML.
- ▶ Functional style (idempotency) useful for error resilience (errors happen often in big computations). Try to ensure computation units are larger than cost of transmitting arguments and results. (also: Skywriting project in Cambridge)

Embarrassingly Parallel

Program having many separate sub-units of work (typically more than the number of processors) which

- ▶ do not interact (no communication between them, not even via shared memory)
- ▶ are large

Example: the map part of MapReduce.

In pure functional programming every tuple (perhaps an argument list to an application) can be evaluated in parallel. So functional programming is embarrassingly parallel? Not in general (i.e. not enough for compilers to be able to choose the parallelism for you). Need to find sub-executions with X

- ▶ little data to transfer at spawn time (because it needs copying, even if memory claims to be shared);
- ▶ a large enough unit of work to be done before return

Probably only certain stylised code.

Java 8: Internal vs External iteration

Can't trust users to iterate over data. They start with

```
for (i : collection)
{ // whatever
}
```

and then get lazy. Do we want to write this?

```
for (k = 0; k < NUMPROCESSORS; k++)
{ spawn for (i : subpart(collection, k))
  { // whatever
  }
}
sync;
// combine results from sub-parts here
```

While we're talking about functional programming, and as garbage collection has previously been mentioned . . . Just how do we do garbage collection across multiple cores?

- ▶ Manage data so that data structures do not move from one processor to another?
- ▶ "Stop the world" GC with one big lock doesn't look like it will work.
- ▶ *Parallel GC*: use multiple cores for GC.
Concurrent GC: do GC while the mutator (user's program) is running. Hard?
- ▶ Incremental? Track imported/exported pointers?

Internal vs External iteration (2)

- ▶ Previous slide was *external iteration*. It's hard to parallelise (especially in Java where iterators have shared mutable state).
- ▶ The Java 8 Streams library encourages *internal iteration* – keep the iterator in the library, and use ML-like stream operation to encode the body of the loop

```
maxeven = collection.toStream().parallel()
                    .filter(x -> x%2 == 0)
                    .max();
```
- ▶ The library can optimise the iteration based on the number of threads available (and do a better job than users make!). The Java 8 API ensures that a Stream pipeline like the above only traverses the data once.

Topic IX

A modern language design: *Scala*
www.scala-lang.org

References:

- ▶ *Scala By Example* by M. Odersky. Programming Methods Laboratory, EPFL, 2008.
- ▶ *An overview of the Scala programming language* by M. Odersky *et al.* Technical Report LAMP-REPORT-2006-001, Second Edition, 2006.

- ▶ Scala has been developed from 2001 in the Programming Methods Laboratory at EPFL by a group lead by Martin Odersky. It was first released publicly in 2004, with a second version released in 2006.
- ▶ Scala is aimed at the construction of components and component systems. One of the major design goals of Scala was that it should be flexible enough to act as a convenient host language for domain specific languages implemented by library modules.

- ▶ Scala has been designed to work well with Java and C#. Every Java class is seen in Scala as two entities, a class containing all dynamic members and a singleton object, containing all static members. Scala classes and objects can also inherit from Java classes and implement Java interfaces. This makes it possible to use Scala code in a Java framework.
- ▶ Scala's influences: Beta, C#, FamilyJ, gbeta, Haskell, Java, Jiazzi, ML_≤, Moby, MultiJava, Nice, OCaml, Pizza, Sather, Smalltalk, SML, XQuery, *etc.*

A procedural language !

```
def qsort( xs: Array[Int] ) {
  def swap(i: Int, j: Int) {
    val t = xs(i); xs(i) = xs(j); xs(j) = t
  }
  def sort(l: Int, r: Int) {
    val pivot = xs( (l+r)/2 ); var i = l; var j = r
    while ( i <= j ) {
      while ( lt( xs(i), pivot ) ) i += 1
      while ( lt( xs(j), pivot ) ) j -= 1
      if ( i <= j ) { swap(i,j); i += 1; j -= 1 }
    }
    if ( l < j ) sort(l,j)
    if ( j < r ) sort(i,r)
  }
  sort(0, xs.length-1)
}
```

NB:

- ▶ Definitions start with a reserved word.
- ▶ Type declarations use the colon notation.
- ▶ Array selections are written in functional notation.
(In fact, arrays in Scala inherit from functions.)
- ▶ Block structure.

```
def qsort[T] (xs: Array[T]) (lt: (T,T)=>Boolean): Array[T]
= if ( xs.length <= 1 ) xs
  else {
    val pivot = xs( xs.length/2 )
    Array.concat(qsort(xs filter (x => lt(x,pivot))) lt,
                xs filter (x => x == pivot)          ,
                qsort(xs filter (x => lt(pivot,x))) lt)
  }
```

Scala (II)

NB:

- ▶ Polymorphism.
- ▶ Type declarations can often be omitted because the compiler can infer it from the context.
- ▶ Higher-order functions.
- ▶ The binary operation $e * e'$ is always interpreted as the method call $e.*(e')$.
- ▶ The equality operation `==` between values is designed to be transparent with respect to the type representation.

Scala fuses (1) *object-oriented* programming and (2) *functional* programming in a statically typed programming language.

1. Scala uses a uniform and pure *object-oriented* model similar to that of Smalltalk: Every value is an object and every operation is a message send (that is, the invocation of a method).
In fact, even primitive types are not treated specially; they are defined as type aliases of Scala classes.
2. Scala is also a *functional* language in the sense that functions are first-class values.

Mutable state

- ▶ Real-world objects with state are represented in Scala by objects that have variables as members.
- ▶ In Scala, all mutable state is ultimately built from variables.
- ▶ Every defined variable has to be initialised at the point of its definition.
- ▶ Variables may be `private`.

Functions

A function in Scala is a first-class value.
The anonymous function

```
( x1: T1, ... , xn: Tn ) => E
```

is equivalent to the block

```
{ def f ( x1: T1 , ... , xn: Tn ) = E ; f }
```

where `f` is a fresh name which is used nowhere else in the program.

Blocks

Scala is an *expression-oriented* language, every function returns some result.

Blocks in Scala are themselves expressions. Every block ends in a result expression which defines its value. Scala uses the usual block-structured scoping rules.

Parameter passing

Scala uses call-by-value by default, but it switches to call-by-name evaluation if the parameter type is preceded by `=>`.

Imperative control structures

A functional implementation of while loops:

```
def whileLoop( cond: => Boolean )( comm: => Unit )  
  { if (cond) comm ; whileLoop( cond )( comm ) }
```

Classes and objects

- ▶ `classes` provide fields and methods. These are accessed using the dot notation. However, there may be `private` fields and methods that are inaccessible outside the class.

Scala, being an object-oriented language, uses dynamic dispatch for method invocation. Dynamic method dispatch is analogous to higher-order function calls. In both cases, the identity of the code to be executed is known only at run-time. This similarity is not superficial. Indeed, Scala represents every function value as an object.

- ▶ Every class in Scala has a superclass which it `extends`. A class inherits all members from its superclass. It may also `override` (*i.e.* redefine) some inherited members. If class *A* extends class *B*, then objects of type *A* may be used wherever objects of type *B* are expected. We say in this case that type *A* `conforms` to type *B*.
- ▶ Scala maintains the invariant that interpreting a value of a subclass as an instance of its superclass does not change the representation of the value. Amongst other things, it guarantees that for each pair of types `S <: T` and each instance `s` of `S` the following semantic equality holds:

```
s.asInstanceOf[T].asInstanceOf[S] = s
```

- ▶ Methods in Scala do not necessarily take a parameter list. These `parameterless` methods are accessed just as value fields.

The uniform access of fields and parameterless methods gives increased flexibility for the implementer of a class. Often, a field in one version of a class becomes a computed value in the next version. Uniform access ensures that clients do not have to be rewritten because of that change.

- ▶ `abstract classes` may have `deferred` members which are declared but which do not have an implementation. Therefore, no objects of an abstract class may be created using `new`.

```
abstract class IntSet {  
  def incl( x:Int ): IntSet  
  def contains( x:Int ): Boolean  
}
```

Abstract classes may be used to provide interfaces.

- ▶ Scala has `object` definitions. An object definition defines a class with a single instance. It is not possible to create other objects with the same structure using `new`.

```
object EmptySet extends IntSet {
  def incl( x: Int ): IntSet
    = new NonEmptySet(x, EmptySet, EmptySet)
  def contains( x: Int ): Boolean = false
}
```

An object is created the first time one of its members is accessed. (This strategy is called *lazy evaluation*.)

- ▶ A `trait` is a special form of an abstract class that does not have any value (as opposed to type) parameters for its constructor and is meant to be combined with other classes.

```
trait IntSet {
  def incl( x: Int ): IntSet
  def contains( x: Int ): Boolean
}
```

Traits may be used to collect signatures of some functionality provided by different classes.

Case study (I)

```
abstract class Expr {
  def isNumber: Boolean
  def isSum: Boolean
  def numValue: Int
  def leftOp: Expr
  def rightOp: Expr
}
class Number( n: Int ) extends Expr {
  def isNumber: Boolean = true
  def isSum: Boolean = false
  def numValue: Int = n
  def leftOp: Expr = error("Number.leftOp")
  def rightOp: Expr = error("Number.rightOp")
}
```

```
class Sum( e1: Expr; e2: Expr ) extends Expr {
  def isNumber: Boolean = false
  def isSum: Boolean = true
  def numValue: Int = error("Sum.numValue")
  def leftOp: Expr = e1
  def rightOp: Expr = e2
}
def eval( e: Expr ): Int = {
  if (e.isNumber) e.NumValue
  else if (e.isSum) eval(e.leftOp) + eval(e.rightOp)
  else error("bad expression")
}
```

? What is good and what is bad about this implementation?

Case study (II)

```
abstract class Expr {
  def eval: Int
}

class Number( n: Int ) extends Expr {
  def eval: Int = n
}

class Sum( e1: Expr; e2: Expr ) extends Expr {
  def eval: Int = e1.eval + e2.eval
}
```

This implementation is easily extensible with *new types of data*:

```
class Prod( e1: Expr; e2: Expr ) extends Expr {
  def eval: Int = e1.eval * e2.eval
}
```

But, is this still the case for extensions involving *new operations* on existing data?

The language-design problem of allowing a data-type definition where one can add new cases to the datatype and new functions over the datatype (without requiring ubiquitous changes) is known as the 'expression problem': http://en.wikipedia.org/wiki/Expression_problem

Case study (III)

Case classes

```
abstract class Expr
case class Number( n: Int ) extends Expr
case class Sum( e1: Expr; e2: Expr ) extends Expr
case class Prod( e1: Expr; e2: Expr ) extends Expr
```

- ▶ Case classes implicitly come with a constructor function, with the same name as the class.

Hence one can construct expression trees as:

```
Sum( Sum( Number(1) , Number(2) ) , Number(3) )
```

- ▶ Case classes and case objects implicitly come with implementations of methods `toString`, `equals`, and `hashCode`.
- ▶ Case classes implicitly come with nullary accessor methods which retrieve the constructor arguments.
- ▶ Case classes allow the constructions of *patterns* which refer to the case class constructor (see next slide).

(Case classes are essentially ML data types in an object-oriented language.)

The `match` method takes as argument a number of cases:

```
def eval( e: Expr ): Int
  = e match
    { case Number(x) => x
      case Sum(l,r) => eval(l) + eval(r)
      case Prod(l,r) => eval(l) * eval(r)
    }
```

If none of the patterns matches, the pattern matching expression is aborted with a `MatchError` exception.

- ▶ Classes in Scala can have type parameters.

```
abstract class Set[A] {
  def incl( x: A ): Set[A]
  def contains( x: A ): Boolean
}
```

- ▶ Scala has a fairly powerful type inferencer which allows one to omit type parameters to polymorphic functions and constructors.

Generic types and variance annotations

The combination of type parameters and subtyping poses some interesting questions.

? If `T` is a subtype of a type `S`, should `Array[T]` be a subtype of the type `Array[S]`?

! No, if one wants to avoid run-time checks!

We considered this question for Java earlier.

Example:

- ▶ For `ColPoint <: Point` and `a: Array[ColPoint]`,
`(a.apply(0)).color: Col`

type checks.

- ▶ Suppose that `Array` is covariant:

```
ColPoint <: Point =>
Array[ColPoint] <: Array[Point]
```

so that `a: Array[Point]`.

- ▶ Then, for `p: Point`, we have that `a.update(0,p)` type checks; and, as above, so does

```
(a.apply(0)).color: Col
```

But this is semantically equal to `p.color`; a run-time error.

In Scala, generic types like the following one:

```
class Array[A] {
  def apply( index: Int ): A
  ...
  def update( index: Int, elem: A )
  ...
}
```

have by default *non-variant* subtyping.

However, one can enforce *co-variant* (or *covariant*) subtyping by prefixing a formal type parameter with a +. There is also a prefix - which indicates *contra-variant* subtyping.

Scala uses a conservative approximation to verify soundness of variance annotations: a covariant type parameter of a class may only appear in covariant position inside the class. Hence, the following class definition is **rejected**:

```
class Array[+A] {
  def apply( index: Int ): A
  ...
  def update( index: Int , elem: A )
  ...
}
```

Functions are objects

Recall that Scala is an object-oriented language in that every value is an object. It follows that *functions are objects* in Scala. Indeed, the function type

$$(A_1, \dots, A_k) \Rightarrow B$$

is equivalent to the following parameterised class type:

```
abstract class Functionk[-A1, ..., -Ak, +B]
{ def apply( x1:A1, ..., xn:Ak ): B }
```

(Since function types are classes in Scala, they can be further refined in subclasses. An example are arrays, which are treated as special functions over the type of integers.)

The function $x \Rightarrow x+1$ would be expanded to an instance of `Function1` as follows:

```
new Function1[Int,Int] {
  def apply( x:Int ): Int = x+1
}
```

Conversely, when a value of a function type is applied to some arguments, the `apply` method of the type is implicitly inserted; *e.g.* for `f` and object of type `Function1[A,B]`, the application $f(x)$ is expanded to `f.apply(x)`.

NB: Function subtyping is contravariant in its arguments whereas it is covariant in its result. ? Why?

Generic types

Type parameter bounds

```
trait Ord[A] {
  def lt( that: A ): Boolean
}
case class Num( value: Int ) extends Ord[Num] {
  def lt( that: Num ) = this.value < that.value
}
trait Heap[ A <: Ord[A] ] {
  def insert( x: A ): Heap[A]
  def min: A
  def remove: Heap[A]
}
```

► that makes sense:

```
ColPoint <: Point
s : Stack[ColPoint] <: Stack[Point]
p : Point
s.push(p) : Stack[Point] // OK
(s.push(p)).top : Point // OK
```

Generic types

Lower bounds

► A non-example:

```
abstract class Stack[+A] // covariant declaration
{ def push( x: A ) // A in contravariant position
  // hence rejected
  : Stack[A]
  = new NonEmptyStack(x,this)
  def top: A
  def pop: Stack[A] }
```

► Covariant generic functional stacks.

The solution:

```
abstract class Stack[+A] {
  def push[B >: A]( x: B ): Stack[B]
  = new NonEmptyStack(x,this)
  def top: A
  def pop: Stack[A]
}
class NonEmptyStack[+A](elem: A, rest: Stack[A])
extends Stack[A] {
  def top = elem
  def pop = rest
}
```

Implicit parameters and conversions

► Implicit parameters

Scala has an `implicit` keyword that can be used at the beginning of a parameter list.

```
def qsort[T](xs: Array[T])(implicit o: Ord[T]): Array[T]
= if ( xs.length <= 1 ) xs
  else {
    val pivot = xs( xs.length/2 )
    Array.concat(qsort(xs filter (x => o.lt(x,pivot)) ),
                 xs filter (x => x == pivot )      ,
                 qsort(xs filter (x => o.lt(pivot,x)) ))
  }
```

► The principal idea behind implicit parameters is that arguments for them can be left out from a method call. If the arguments corresponding to implicit parameters are missing, they are inferred by the Scala compiler.

► Implicit conversions

As last resort in case of type mismatch the Scala compiler will try to apply an implicit conversion.

```
implicit def int2ord( x: Int ): Ord[Int]
= new Ord[Int] { def lt( y: Int ) = x < y }
```

Implicit conversions can also be applied in member selections.

Mixin-class composition

Every class or object in Scala can inherit from several traits in addition to a normal class.

```
trait AbsIterator[T] {
  def hasNext: Boolean
  def next: T
}

trait RichIterator[T] extends AbsIterator[T] {
  def foreach( f: T => Unit ): Unit =
    while (hasNext) f(next)
}
```

```
class StringIterator( s: String )
  extends AbsIterator[Char] {
  private var i = 0
  def hasNext = i < s.length
  def next = { val x = s.charAt i; i = i+1; x }
}
```

Traits can be used in all contexts where other abstract classes appear; however only traits can be used as *mixins*.

```

object Test {
  def main( args: Array[String] ): Unit = {
    class Iter extends StringIterator(args(0))
      with RichIterator[Char]
    val iter = new Iter
    iter.foreach(System.out.println)
  }
}

```

The class `Iter` is constructed from a *mixin composition* of the parents `StringIterator` (called the *superclass*) and `RichIterator` (called a *mixin*) so as to combine their functionality.

The class `Iter` inherits members from both `StringIterator` and `RichIterator`.

NB: Mixin-class composition is a form of multiple inheritance, but avoids the ‘diamond’ problem of C++ and similar languages (where a class containing a field appears at multiple places in the inheritance hierarchy).

```

class A public: int f;
class B: public A ...
class C: public A ...
class D: public B,C ... f ...
// Is this B::f or C::f?
// And do B and C both have an f of type A,,
// or share a single one?

```

Scala language innovations

- ▶ Flexible syntax and type system.
- ▶ Pattern matching over class hierarchies unifies functional and object-oriented data access.
- ▶ Abstract types and mixin composition unify concepts from object and module systems.

— **Topic X** —

Miscellaneous (entertaining) concepts

Additional notes for lecture 8

- ▶ Monadic I/O
- ▶ Generalised Algebraic Data Types (GADTs)
- ▶ Continuation-passing style (CPS) and call/cc
[Wikipedia:Call-with-current-continuation](#)
- ▶ Dependent types (Coq and Agda)

The ML approach: “evaluation is left-right, just let side-effecting I/O happen as in C or Java”.

- ▶ Breaks *referential transparency* (‘purity’), e.g. that $e + e$ and $\text{let } x = e \text{ in } x + x$ should be equal.
- ▶ Not an appropriate solution for lazy languages (order of side effects in arguments in a function call would depend on the detail of the called function).
- ▶ Haskell is a lazy function language (“laziness keeps us pure”).

Everything I say about I/O applies to other side-effecting operations, e.g. mutable variables, exceptions, backtracking . . .

Giving different types to pure and impure functions

Suppose we have two types $A \rightarrow B$ for functions with no side-effects and $A \rightsquigarrow B$ for impure functions.

- ▶ Then everything with a side effect would be visible in its type (contagious).
- ▶ (Later we might have ways of hiding “locally impure” functions within a pure function, but this doesn’t apply to I/O.)
- ▶ Instead of writing $A \rightsquigarrow B$ we write $A \rightarrow BM$ where M is a unary type constructor called a *monad*. Factors the idea of ‘call a function’ and ‘do the resulting *computation*’.

Syntax: ML type constructors are postfix so we write $t \text{ list}$ or BM whereas Haskell writes MB and perhaps $List\ t$.

So, how does I/O work?

In ML we might read from and write to stdin/stdout with (writing \rightsquigarrow for emphasis):

```
MLrdint: unit  $\rightsquigarrow$  int
MLwrint: int  $\rightsquigarrow$  unit
```

Using monads (either in Haskell or ML) these instead have type

```
rdint: int IO
wrint: int -> unit IO
```

- ▶ The unary type constructor `IO` is predefined, just like the binary type constructor ‘`->`’.
- ▶ Shouldn’t we have `rdint: unit -> int IO`? We could, but this would be a bit pointless—writing takes an argument and gives a computation, but reading from stdin is just a computation.

Composing I/O functions or Sequencing I/O effects

- ▶ In ML we could just write $e; e'$ to sequence the side effects of e and those in e' . But now all 'effects' like I/O are part of monadic values, and no longer 'side effects'—so this doesn't work
- ▶ Instead every monad M (including `IO` as a special case) has two operators: one to sequence computations and one to create an empty computation.

```
(>>=) : 'a M -> ('a -> 'b M) -> 'b M
      (* infix, pronounced 'bind' *)
return: 'a -> 'a M
```

Digression – Monad Laws

The idea of monad originates in mathematics, so these operators have axioms relating `>>=` and `return` in the *mathematics*; these are seen as laws which all well-behaved *programming* monads satisfy.

```
[left unit]
  m >>= return    = m
[right unit]
  return x >>= f  = f x
[associativity]
  (m >>= f) >>= g = m >>= λx. (f x >>= g)
```

(The bind operator '`>>=`' syntactically groups to the left so the brackets in the final line are redundant.)

Using the IO monad

In a system using monadic I/O, for example Haskell, the read-eval-print loop not only deals with pure values (integers, lists and the like), but has a special treatment for values in the `IO` monad. Given a value of type `t IO`, it:

- ▶ performs the side effects in the monad; then
- ▶ prints the resulting value of type `t`.

So the question is: how do we make a computation which (say) reads an integer, adds one to it, and then prints the result?

Using the IO monad – examples

Read an integer, adds one to it, and print the result (using ML syntax):

```
rdint >>= (fn x => wrint(x+1));
```

Do this twice:

```
let val doit = rdint >>= (fn x => wrint(x+1))
in doit >>= (fn () => doit);
```

Note that `doit` has type `unit IO`, so we use `>>=` to use `doit` twice.

NB: *computations* are not *called* as they are not functions; they are composed using `>>=` as in the above examples.

Read pairs of numbers, multiply them, printing the sum of products so far, until the product is zero.

```
fun foo s = rdint >>= fn x =>
  rdint >>= fn y =>
  if (x*y = 0) then return ()
  else wrprint(s+x*y) >>= fn () =>
    foo(s+y*z);

foo 0;
```

Note the type of `foo` is `int -> unit IO`.

Note also the use of `return` to give a ‘do nothing’ computation.

The Mirage OS (most recent Computer Lab spin-out acquired by Docker) is written in OCaml in monadic style. But most monadic-style programs are written in Haskell. GHCi is just like the ML read-eval-print loop, but remember:

- ▶ Haskell syntax uses upper case for constants (types, constructors) and lower case for variables.
- ▶ Haskell swaps ‘:’ and ‘::’ relative to ML
- ▶ Type constructors are prefix
- ▶ `fn x=>e` is written `\x->e`

Haskell also provides `do`-notation to allow programmers to write imperative-looking code which de-sugars to uses of `return` and `>>=`.

Other monads

- ▶ Many other unary type constructors have natural monadic structure (at least as important as `IO`).
- ▶ For example, using Haskell syntax, `List t` and `Maybe t`. Another important one is `State s t` of computations returning a value of type `t`, but which can mutate a state of type `s`. (Subtlety: the monad is legally the unary type `State s` for some given `s`.)
- ▶ Haskell overloads `>>=` and `return` to work on all such types (Haskell’s *type class* construct facilitates this).
- ▶ The common idea is ‘threading’ some idea of state implicitly through a calculation.

Haskell example using `List` in GHCi:

```
[1,2,3] >>= \x->if x==2 then return 5 else [x,x]
[1,1,5,3,3]
```

Generalised Algebraic Data Types (GADTs)

OCaml data type (just like `datatype` in ML):

```
type 'a mylist = MyNil | MyCons of 'a * 'a mylist;;
```

Can also be written

```
type 'a mylist = MyNil : 'a mylist
  | MyCons : 'a * 'a mylist -> 'a mylist;;
```

Why bother (it’s longer and duplicates info)?

How about this:

```
type _ exp = Val : 'a -> 'a exp
           | Eq : 'a exp * 'a exp -> bool exp
           | Add : int exp * int exp -> int exp
```

[This uses OCaml syntax, but Haskell also has GADTs]

Allows `bool exp` values to be checked that `Add`, `Eq` etc. are used appropriately. E.g.

```
Val 3: int exp ✓
Val true: bool exp ✓
Add(Val 3, Val 4): int exp ✓
Add(Val 3, Val true) ✗
Eq(Val true, Val false): bool exp ✓
Eq(Val 3, Val 4): bool exp ✓
Eq(Val 3, Val true) ✗
```

Can't do this in SML.

Can even write `eval` where the *type* of the result depends on the *value* of its type:

```
fun eval(Val(x)) = x
  | eval(Eq(x,y)) = eval(x) = eval(y)
  | eval(Add(x,y)) = eval(x) + eval(y);
```

```
eval: 'a exp -> 'a
```

(Some type-checking dust being swept under the carpet here.)

Reified continuations

Make calling continuation appear to be a value in the language (reifying it).

Reminder on continuation-passing style (CPS), perhaps mentioned in Compiler Construction. Can see a function of type

$t_1 \rightarrow t_2$ as a function of type

$$(t_2 \rightarrow \text{unit}) \rightarrow (t_1 \rightarrow \text{unit})$$

Or uncurrying

$$(t_2 \rightarrow \text{unit}) \times t_1 \rightarrow \text{unit}$$

(One parameter of type t_1 and the other saying what to do with the result t_2 – like *argument* and *return address*!)

Instead of

```
fun f(x) = ... return e ...
print f(42)
```

we write

```
fun f'(k, x) = ... return k e' ...
f(print, 42)
```

In CPS all functions return *unit* and all calls are now tail-calls (so the above isn't just a matter of adjusting a return statement). Sussman and Steele papers from the 1970's ("Lambda the ultimate XXX").

- ▶ A function with *two* continuation parameters rather than one can act as normal return vs. exception return. (Or Prolog success return vs failure return.)
- ▶ But we don't want to write all our code in CPS style. So: *call/cc* “call with current continuation”. Lots of neat programming tricks in a near-functional language.
- ▶ Reified? The continuation used at the meta-level (semantics) to explain how a language operates is exposed as an object-level (run-time value).

Core idea (originally in Scheme, a form of Lisp):

```
fun f(k) = let x = k(2) in 3;
```

In ML this function ‘always returns 3’. E.g.

```
> f(fn x=>x);
```

But `callcc(f)` returns 2!

- ▶ The return address/continuation used in the call to `f` is reified into a side-effecting function value `k` which represents the “rest of the computation after the call to `f`”.
- ▶ Some similarity with `f(fn x => raise Foo);`

Dependent types – non-examinable illustration

Suppose f is a curried function of n boolean arguments which returns a boolean. How do we determine if f is a tautology (always returns true)?

```
fun taut(0, f) = f
  | taut(n, f) = taut(n-1, f true) and also
                taut(n-1, f false);
```

Works nicely in dynamically typed languages. Fails to type-check in ML. Why?

- ▶ The type of the second argument depends on the value of the first.
- ▶ Dependent type systems can capture this (languages like Coq and Agda).