

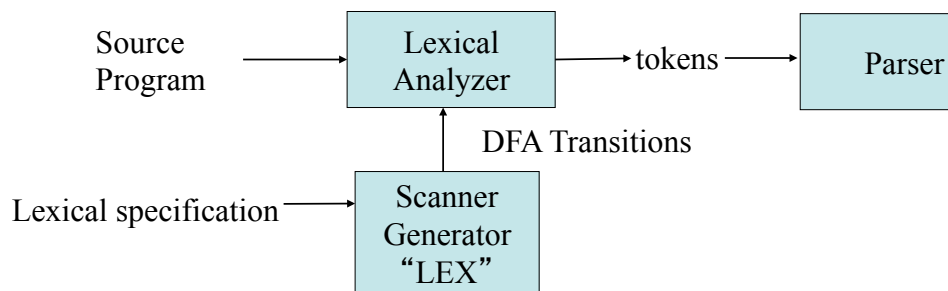
# Compiler Construction Lent Term 2014 Lectures 11--14 (of 16)

1. **Return to lexical analysis : application of Theory of Regular Languages and Finite Automata**
2. **Generating Recursive descent parsers**
3. **Beyond Recursive Descent Parsing I**
4. **Beyond Recursive Descent Parsing II**

**Timothy G. Griffin**  
[tgg22@cam.ac.uk](mailto:tgg22@cam.ac.uk)  
**Computer Laboratory**  
**University of Cambridge**

1

## Generating Lexical Analyzers



The idea : use regular expressions as the basis of a lexical specification. The core of the lexical analyzer is then a deterministic finite automata (DFA)

2

## Recall from *Regular Languages and Finite Automata (Part 1A)*

### Regular expressions over an alphabet $\Sigma$

- each symbol  $a \in \Sigma$  is a regular expression
- $\varepsilon$  is a regular expression
- $\emptyset$  is a regular expression
- if  $r$  and  $s$  are regular expressions, then so is  $(r|s)$
- if  $r$  and  $s$  are regular expressions, then so is  $rs$
- if  $r$  is a regular expression, then so is  $(r)^*$

Every regular expression is built up inductively, by *finitely many* applications of the above rules.

(N.B. we assume  $\varepsilon$ ,  $\emptyset$ ,  $($ ,  $)$ ,  $|$ , and  $*$  are *not* symbols in  $\Sigma$ .)

Slide 5

## Traditional Regular Language Problem

Given a regular expression,

$e$

and an input string  $w$ , determine if  $w \in L(e)$

One method: Construct a DFA  $M$  from  $e$  and test if it accepts  $w$ .

4

## Something closer to the “lexing problem”

Given an ordered list of regular expressions,

$$e_1 \quad e_2 \quad \dots \quad e_k$$

and an input string  $w$ , find a list of pairs

$$(i_1, w_1), (i_2, w_2), \dots (i_n, w_n)$$

such that

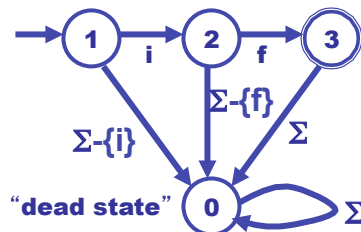
- 1)  $w = w_1 w_2 \dots w_n$
- 2)  $w_j \in L(e_{i_j})$
- 3)  $w_j \in L(e_s) \rightarrow i_j \leq s$  (priority rule)
- 4)  $\forall j : \forall u \in \text{prefix}(w_{j+1} w_{j+2} \dots w_n) : u \neq \varepsilon$   
 $\rightarrow \forall s : w_j u \notin L(e_s)$  (longest match) 5

## Define Tokens with Regular Expressions (Finite Automata)

**Keyword: if**



This FA is really shorthand for:



6

## Define Tokens with Regular Expressions (Finite Automata)

Regular Expression	Finite Automata	Token
<b>Keyword:</b> <b>if</b>	<pre> graph LR     1((1)) -- i --&gt; 2((2))     2 -- f --&gt; 3(((3)))             </pre>	<b>KEY(IF)</b>
<b>Keyword:</b> <b>then</b>	<pre> graph LR     1((1)) -- t --&gt; 2((2))     2 -- h --&gt; 3((3))     3 -- e --&gt; 4((4))     4 -- n --&gt; 5(((5)))             </pre>	<b>KEY(then)</b>
<b>Identifier:</b> <b>[a-zA-Z][a-zA-Z0-9]*</b>	<pre> graph LR     1((1)) -- [a-zA-Z] --&gt; 2(((2)))     2 -- [a-zA-Z0-9] --&gt; 2             </pre>	<b>ID(s)</b>

7

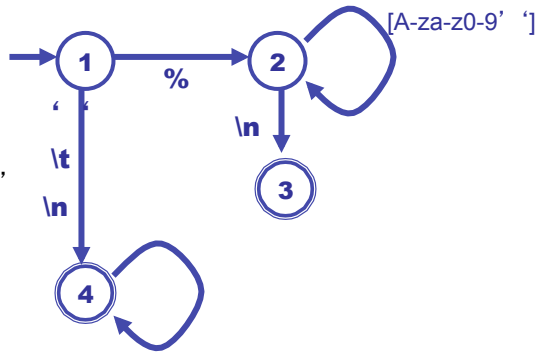
## Define Tokens with Regular Expressions (Finite Automata)

Regular Expression	Finite Automata	Token
<b>number:</b> <b>[0-9][0-9]*</b>	<pre> graph LR     1((1)) -- [0-9] --&gt; 2(((2)))     2 -- [0-9] --&gt; 2             </pre>	<b>NUM(n)</b>
<b>real:</b> <b>([0-9]+ '.' [0-9]*)</b> <b> </b> <b>([0-9]* '.' [0-9]+)</b>	<pre> graph TD     1((1)) -- [0-9] --&gt; 2(((2)))     2 -- [0-9] --&gt; 2     2 -- "." --&gt; 3(((3)))     3 -- [0-9] --&gt; 3     1 -- "." --&gt; 4((4))     4 -- [0-9] --&gt; 5(((5)))     5 -- [0-9] --&gt; 5             </pre>	<b>NUM(n)</b>

8

## No Tokens for "White-Space"

**White-space:**  
 (' ' | '\n' | '\t')<sup>+</sup>  
 | '%' [A-Za-z0-9] '+' '\n'



9

## Constructing a Lexer

**INPUT:**  
 an **ordered**  
 list of regular  
 expressions

$e_1$   
 $e_2$   
 $\vdots$   
 $e_k$

Construct all  
 corresponding  
 finite automata

NFA<sub>1</sub>  
 NFA<sub>2</sub>  
 $\vdots$   
 NFA<sub>k</sub>

use priority

Construct a single  
 non-deterministic  
 finite automata

NFA

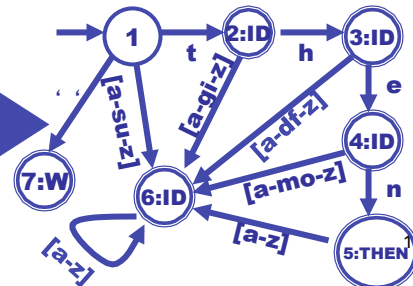
Construct a single  
 deterministic  
 finite automata

DFA

(1) Keyword : then

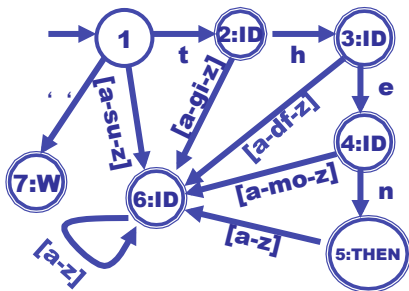
(2) Ident : [a-z][a-z]\*

(2) White-space: ' '



## What about longest match?

Start in initial state,  
Repeat:  
(1) read input until dead state is reached. Emit token associated with last accepting state.  
(2) reset state to start state



| = current position, \$ = EOF

Input	current state	last accepting state
then thenx\$	1	0
t hen thenx\$	2	2
th en thenx\$	3	3
the n thenx\$	4	4
then  thenx\$	5	5
then  thenx\$	0	5
then  thenx\$	1	0
then  thenx\$	7	7
then t henx\$	0	7
then  thenx\$	1	0
then t henx\$	2	2
then th enx\$	3	3
then the nx\$	4	4
then then x\$	5	5
then thenx \$	6	6
then thenx \$	0	6

11

## Predictive (Recursive Descent) Parsing Can we automate this?

(G5)

S ::= if E then S else S  
| begin S L  
| print E

E ::= NUM = NUM

L ::= end  
| ; S L

```
int tok = getToken();
void advance() {tok = getToken();}
void eat (int t) {if (tok == t) advance(); else error();}
void S() {switch(tok) {
  case IF:   eat(IF); EO; eat(THEN);
             SO; eat(ELSE); SO; break;
  case BEGIN: eat(BEGIN); SO; LO; break;
  case PRINT: eat(PRINT); EO; break;
  default: error();
}}
void LO {switch(tok) {
  case END:  eat(END); break;
  case SEMI: eat(SEMI); SO; LO; break;
  default: error();
}}
void EO {eat(NUM) ; eat(EQ); eat(NUM); }
```

Parse corresponds to a left-most derivation  
constructed in a "top-down" manner

12

From Andrew Appel, "Modern Compiler Implementation in Java" page 46

## Eliminate Left-Recursion

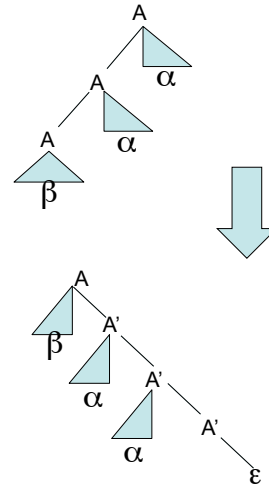
Immediate left-recursion

$$A ::= A\alpha_1 \mid A\alpha_2 \mid \dots \mid A\alpha_k \mid \beta_1 \mid \beta_2 \mid \dots \mid \beta_n$$



$$A ::= \beta_1 A' \mid \beta_2 A' \mid \dots \mid \beta_n A'$$

$$A' ::= \alpha_1 A' \mid \alpha_2 A' \mid \dots \mid \alpha_k A' \mid \epsilon$$



For eliminating left-recursion in general, see Aho and Ullman.<sup>13</sup>

## Eliminating Left Recursion

(G2)

$$S ::= E\$$$

$$E ::= E + T \mid E - T \mid T$$

$$T ::= T * F \mid T / F \mid F$$

$$F ::= \text{NUM} \mid \text{ID} \mid ( E )$$

Note that  
 $E ::= T$  and  
 $E ::= E + T$   
 will cause problems  
 since  $\text{FIRST}(T)$  will be included  
 in  $\text{FIRST}(E + T)$  ---- so how can  
 we decide which production  
 to use based on next token?  
 Solution: eliminate "left recursion"!

$$E ::= T E'$$

$$E' ::= + T E' \mid - T E' \mid \epsilon$$

(G6)

$$S ::= E\$$$

$$E ::= T E'$$

$$E' ::= + T E' \mid - T E' \mid \epsilon$$

$$T ::= F T'$$

$$T' ::= * F T' \mid / F T' \mid \epsilon$$

$$F ::= \text{NUM} \mid \text{ID} \mid ( E )$$



<sup>14</sup>

## FIRST and FOLLOW

For each non-terminal X we need to compute

FIRST[X] = the set of terminal symbols that can begin strings derived from X

FOLLOW[X] = the set of terminal symbols that can immediately follow X in some derivation

nullable[X] = true if X can derive the empty string, false otherwise

nullable[Z] = false, for Z in T

nullable[Y<sub>1</sub> Y<sub>2</sub> ... Y<sub>k</sub>] = nullable[Y<sub>1</sub>] and ... nullable[Y<sub>k</sub>], for Y<sub>(i)</sub> in N union T.

FIRST[Z] = {Z}, for Z in T

FIRST[X Y<sub>1</sub> Y<sub>2</sub> ... Y<sub>k</sub>] = FIRST[X] if not nullable[X]

FIRST[X Y<sub>1</sub> Y<sub>2</sub> ... Y<sub>k</sub>] = FIRST[X] union FIRST[Y<sub>1</sub> ... Y<sub>k</sub>] otherwise

15

## Computing First, Follow, and nullable

For each terminal symbol Z

FIRST[Z] := {Z};

nullable[Z] := false;

For each non-terminal symbol X

FIRST[X] := FOLLOW[X] := {};

nullable[X] := false;

repeat

for each production  $X \rightarrow Y_1 Y_2 \dots Y_k$

if Y<sub>1</sub>, ... Y<sub>k</sub> are all nullable, or k = 0

then nullable[X] := true

for each i from 1 to k, each j from i + 1 to k

if Y<sub>1</sub> ... Y<sub>(i-1)</sub> are all nullable or i = 1

then FIRST[X] := FIRST[X] union FIRST[Y<sub>(i)</sub>]

if Y<sub>(i+1)</sub> ... Y<sub>k</sub> are all nullable or if i = k

then FOLLOW[Y<sub>(i)</sub>] := FOLLOW[Y<sub>(i)</sub>] union FOLLOW[X]

if Y<sub>(i+1)</sub> ... Y<sub>(j-1)</sub> are all nullable or i+1 = j

then FOLLOW[Y<sub>(i)</sub>] := FOLLOW[Y<sub>(i)</sub>] union FIRST[Y<sub>(j)</sub>]

until there is no change

16



## First, Follow, nullable table for G6

	Nullable	FIRST	FOLLOW
S	False	{ (, ID, NUM }	{ }
E	False	{ (, ID, NUM }	{ }, \$ }
E'	True	{ +, - }	{ }, \$ }
T	False	{ (, ID, NUM }	{ }, +, -, \$ }
T'	True	{ *, / }	{ }, +, -, \$ }
F	False	{ (, ID, NUM }	{ }, *, /, +, -, \$ }

(G6)  
 $S ::= E\$$   
 $E ::= TE'$   
 $E' ::= +TE'$   
 $\quad | -TE'$   
 $\quad |$   
 $T ::= FT'$   
 $T' ::= *FT'$   
 $\quad | /FT'$   
 $\quad |$   
 $F ::= NUM$   
 $\quad | ID$   
 $\quad | (E)$

17

## Predictive Parsing Table for G6

Table[ X, T ] = Set of productions

$X ::= Y_1 \dots Y_k$  in Table[ X, T ]  
 if T in FIRST[  $Y_1 \dots Y_k$  ]  
 or if ( T in FOLLOW[ X ] and nullable[  $Y_1 \dots Y_k$  ] )

NOTE: this could lead to more than one entry! If so, out of luck --- can't do recursive descent parsing!

	+	*	(	)	ID	NUM	\$
S			$S ::= E\$$		$S ::= E\$$	$S ::= E\$$	
E			$E ::= TE'$		$E ::= TE'$	$E ::= TE'$	
E'	$E' ::= +TE'$			$E' ::=$			$E' ::=$
T			$T ::= FT'$		$T ::= FT'$	$T ::= FT'$	
T'	$T' ::=$	$T' ::= *FT'$		$T' ::=$			$T' ::=$
F			$F ::= (E)$		$F ::= ID$	$F ::= NUM$	

(entries for /, - are similar...)

18

## Left-most derivation is constructed by recursive descent

```

(G6)
S ::= E$

E ::= TE'

E' ::= +TE'
      | -TE'
      |

T ::= FT'

T' ::= *FT'
      | /FT'
      |

F ::= NUM
    | ID
    | (E)
    
```

### Left-most derivation

```

S → E$
  → TE'$
  → FT' E'$
  → (E)T' E'$
  → (TE')T' E'$
  → (FT' E')T' E'$
  → (17T' E')T' E'$
  → (17E')T' E'$
  → (17+TE')T' E'$
  → (17+FT' E')T' E'$
  → (17+4T' E')T' E'$
  → (17+4E')T' E'$
  → (17+4)T' E'$
  → (17+4)*FT' E'$
  → ...
  → ...
  → (17+4)*(2-10)T' E'$
  → (17+4)*(2-10)E'$
  → (17+4)*(2-10)
    
```

```

call S()
  on '(' call E()
    on '(' call T()
      .l.
      ...
    
```

## As a stack machine

```

S → E$
  → TE'$
  → FT' E'$
  → (E)T' E'$
  → (TE')T' E'$
  → (FT' E')T' E'$
  → (17T' E')T' E'$
  → (17E')T' E'$
  → (17+TE')T' E'$
  → (17+FT' E')T' E'$
  → (17+4T' E')T' E'$
  → (17+4E')T' E'$
  → (17+4)T' E'$
  → (17+4)*FT' E'$
  → ...
  → ...
  → (17+4)*(2-10)T' E'$
  → (17+4)*(2-10)E'$
  → (17+4)*(2-10)
    
```

```

          E$
          TE'$
          FT' E'$
  (      E)T' E'$
  (      TE')T' E'$
  (      FT' E')T' E'$
  (17    T' E')T' E'$
  (17    E')T' E'$
  (17+   TE')T' E'$
  (17+   FT' E')T' E'$
  (17+4  T' E')T' E'$
  (17+4  E')T' E'$
  (17+4) T' E'$
  (17+4)* FT' E'$
  ...
  ...
  (17+4)*(2-10) T' E'$
  (17+4)*(2-10) E'$
  (17+4)*(2-10)
    
```

## But wait! What if there are conflicts in the predictive parsing table?

(G7)		Nullable	FIRST	FOLLOW
<b>S ::= d   X Y S</b>	<b>S</b>	false	{ c,d ,a }	{ }
<b>Y ::= c  </b>	<b>Y</b>	true	{ c }	{ c,d,a }
<b>X ::= Y   a</b>	<b>X</b>	true	{ c,a }	{ c, a,d }

The resulting “predictive” table is not so predictive....

	a	c	d
<b>S</b>	{ S ::= X Y S }	{ S ::= X Y S }	{ S ::= X Y S, S ::= d }
<b>Y</b>	{ Y ::= }	{ Y ::= , Y ::= c }	{ Y ::= }
<b>X</b>	{ X ::= a, X ::= Y }	{ X ::= Y }	{ X ::= Y }

21

## LL(1), LL(k), LR(0), LR(1), ...

- LL(k) : (L)eft-to-right parse, (L)eft-most derivation, k-symbol lookahead. Based on looking at the next k tokens, an LL(k) parser must *predict* the next production. We have been looking at LL(1).
- LR(k) : (L)eft-to-right parse, (R)ight-most derivation, k-symbol lookahead. Postpone production selection until *the entire* right-hand-side has been seen (and as many as k symbols beyond).
- LALR(1) : A special subclass of LR(1).

22

## Example

(G8)

$S ::= S ; S \mid ID = E \mid \text{print } (L)$

$E ::= ID \mid NUM \mid E + E \mid (S, E)$

$L ::= E \mid L, E$

To be consistent, I should write the following, but I won't...

(G8)

$S ::= S \text{ SEMI } S \mid ID \text{ EQUAL } E \mid \text{PRINT LPAREN } L \text{ RPAREN}$

$E ::= ID \mid NUM \mid E \text{ PLUS } E \mid \text{LPAREN } S \text{ COMMA } E \text{ RPAREN}$

$L ::= E \mid L \text{ COMMA } E$

23

## A right-most derivation ...

(G8)

$S ::= S ; S$   
 $\mid ID = E$   
 $\mid \text{print } (L)$

$E ::= ID$   
 $\mid NUM$   
 $\mid E + E$   
 $\mid (S, E)$

$L ::= E$   
 $\mid L, E$

$\underline{S}$   
 $\rightarrow S ; \underline{S}$   
 $\rightarrow S ; ID = \underline{E}$   
 $\rightarrow S ; ID = E + \underline{E}$   
 $\rightarrow S ; ID = E + (S, \underline{E})$   
 $\rightarrow S ; ID = E + (S, \underline{ID})$   
 $\rightarrow S ; ID = E + (S, \underline{S}, d)$   
 $\rightarrow S ; ID = E + (ID = \underline{E}, d)$   
 $\rightarrow S ; ID = E + (ID = E + \underline{E}, d)$   
 $\rightarrow S ; ID = E + (ID = E + \underline{NUM}, d)$   
 $\rightarrow S ; ID = E + (ID = E + 6, d)$   
 $\rightarrow S ; ID = E + (ID = \underline{NUM} + 6, d)$   
 $\rightarrow S ; ID = E + (\underline{ID} = 5 + 6, d)$   
 $\rightarrow S ; ID = E + (d = 5 + 6, d)$   
 $\rightarrow S ; ID = \underline{ID} + (d = 5 + 6, d)$   
 $\rightarrow S ; \underline{ID} = c + (d = 5 + 6, d)$   
 $\rightarrow S ; b = c + (d = 5 + 6, d)$   
 $\rightarrow ID = \underline{E} ; b = c + (d = 5 + 6, d)$   
 $\rightarrow ID = \underline{NUM} ; b = c + (d = 5 + 6, d)$   
 $\rightarrow \underline{ID} = 7 ; b = c + (d = 5 + 6, d)$   
 $\rightarrow a = 7 ; b = c + (d = 5 + 6, d)$

24

## Now, turn it upside down ...

```

→ a = 7 ; b = c + ( d = 5 + 6, d )
→ ID = 7 ; b = c + ( d = 5 + 6, d )
→ ID = NUM ; b = c + ( d = 5 + 6, d )
→ ID = E ; b = c + ( d = 5 + 6, d )
→ S ; b = c + ( d = 5 + 6, d )
→ S ; ID = c + ( d = 5 + 6, d )
→ S ; ID = ID + ( d = 5 + 6, d )
→ S ; ID = E + ( d = 5 + 6, d )
→ S ; ID = E + ( ID = 5 + 6, d )
→ S ; ID = E + ( ID = NUM + 6, d )
→ S ; ID = E + ( ID = E + 6, d )
→ S ; ID = E + ( ID = E + NUM, d )
→ S ; ID = E + ( ID = E + E, d )
→ S ; ID = E + ( ID = E, d )
→ S ; ID = E + ( S, d )
→ S ; ID = E + ( S, ID )
→ S ; ID = E + ( S, E )
→ S ; ID = E + E
→ S ; ID = E
→ S ; S
S
    
```

25

## Now, slice it down the middle...

	a = 7 ; b = c + ( d = 5 + 6, d )	
ID	= 7 ; b = c + ( d = 5 + 6, d )	
ID = NUM	; b = c + ( d = 5 + 6, d )	
ID = E	; b = c + ( d = 5 + 6, d )	
S	; b = c + ( d = 5 + 6, d )	
S ; ID	= c + ( d = 5 + 6, d )	
S ; ID = ID	+ ( d = 5 + 6, d )	
S ; ID = E	+ ( d = 5 + 6, d )	
S ; ID = E + ( ID	= 5 + 6, d )	
S ; ID = E + ( ID = NUM	+ 6, d )	
S ; ID = E + ( ID = E	+ 6, d )	
S ; ID = E + ( ID = E + NUM	, d )	
S ; ID = E + ( ID = E + E	, d )	
S ; ID = E + ( ID = E	, d )	
S ; ID = E + ( S	, d )	
S ; ID = E + ( S, ID	)	
S ; ID = E + ( S, E )		
S ; ID = E + E		
S ; ID = E		
S ; S		
S		

A stack of terminals and non-terminals

The rest of the input string

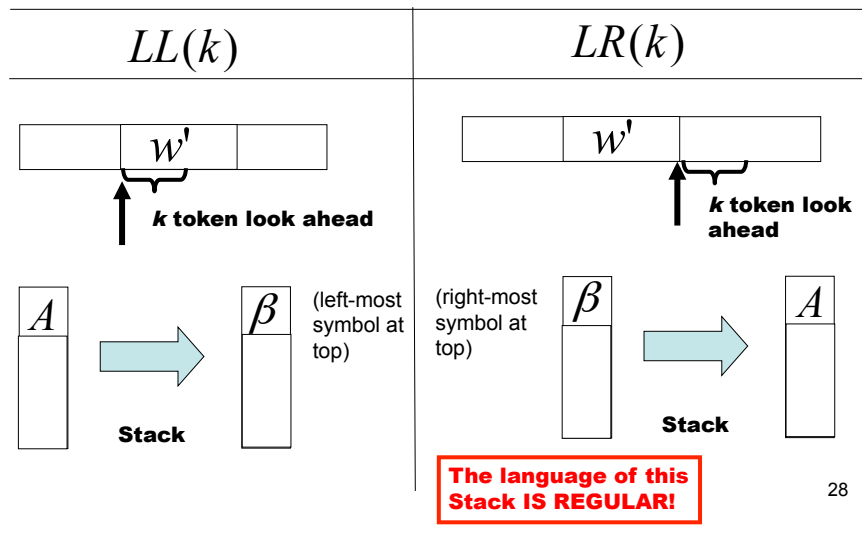
26

**Now, add some actions. s = SHIFT, r = REDUCE**

<pre> ID ID = NUM ID = E S S ; ID S ; ID = ID S ; ID = E S ; ID = E + ( ID S ; ID = E + ( ID = NUM S ; ID = E + ( ID = E S ; ID = E + ( ID = E + NUM S ; ID = E + ( ID = E + E S ; ID = E + ( ID = E S ; ID = E + ( S S ; ID = E + ( S, ID S ; ID = E + ( S, E ) S ; ID = E + E S ; ID = E S ; S S                 </pre>	<pre> a = 7 ; b = c + ( d = 5 + 6, d ) = 7 ; b = c + ( d = 5 + 6, d ) ; b = c + ( d = 5 + 6, d ) ; b = c + ( d = 5 + 6, d ) ; b = c + ( d = 5 + 6, d ) = c + ( d = 5 + 6, d ) + ( d = 5 + 6, d ) + ( d = 5 + 6, d ) = 5 + 6, d ) + 6, d ) + 6, d ) , d ) , d ) , d ) ) ) ) s, r E ::= ( S, E ) r E ::= E + E r S ::= ID = E r S ::= S ; S                 </pre>	<pre> s s, s r E ::= NUM r S ::= ID = E s, s s, s r E ::= ID s, s, s s, s r E ::= NUM s, s r E ::= NUM r E ::= E+E, s, s r S ::= ID = E R E ::= ID s, r E ::= ( S, E ) r E ::= E + E r S ::= ID = E r S ::= S ; S                 </pre>
		<div style="border: 1px solid black; padding: 2px; display: inline-block;">ACTIONS</div>

**LL(k) vs. LR(k) reductions**

$$A \rightarrow \beta \Rightarrow^* w' \quad (\beta \in (T \cup N)^*, w' \in T^*)$$



**Q: How do we know when to shift and when to reduce? A: Build a FSA from LR (0) Items!**

**(G10)**

$S ::= A \$$

$A ::= (A)$   
 $| ( )$

**If**

$X ::= \alpha\beta$

**is a production, then**

$X ::= \alpha \cdot \beta$

**is an LR(0) item.**

$S ::= \cdot A \$$

$S ::= A \cdot \$$

$A ::= \cdot (A)$

$A ::= ( \cdot A )$

$A ::= ( A \cdot )$

$A ::= ( A ) \cdot$

$A ::= \cdot ( )$

$A ::= ( \cdot )$

$A ::= ( ) \cdot$

**LR(0) items indicate what is on the stack (to the left of the  $\cdot$ ) and what is still in the input stream (to the right of the  $\cdot$ )**


29

## LR(k) states (non-deterministic)

**The state**

$(A \rightarrow \alpha \cdot \beta, a_1 a_2 \dots a_k)$

**should represent this situation:**



**with**

$\beta a_1 a_2 \dots a_k \Rightarrow^* w'$

30

## Key idea behind LR(0) items

- If the “current state” contains the item  $A ::= \alpha \cdot c \beta$  and the current symbol in the input buffer is  $c$ 
  - the state prompts parser to perform a shift action
  - next state will contain  $A ::= \alpha c \cdot \beta$
- If the “state” contains the item  $A ::= \alpha \cdot$ 
  - the state prompts parser to perform a reduce action
- If the “state” contains the item  $S ::= \alpha \cdot \$$  and the input buffer is empty
  - the state prompts parser to accept
- But How about  $A ::= \alpha \cdot X \beta$  where  $X$  is a nonterminal?

31

## The NFA for LR(0) items

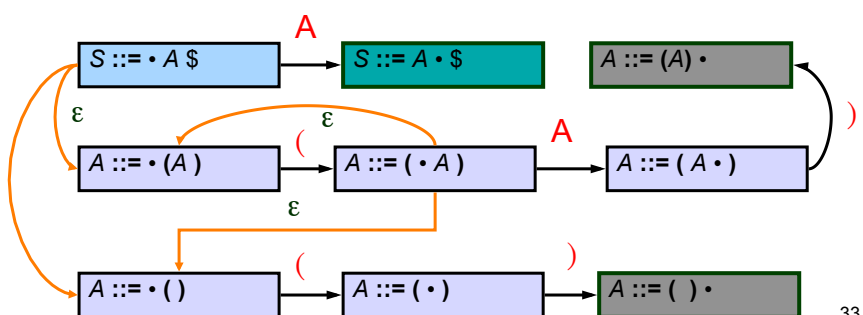
- The transition of LR(0) items can be represented by an NFA, in which
  - 1. each LR(0) item is a state,
  - 2. there is a transition from item  $A ::= \alpha \cdot c \beta$  to item  $A ::= \alpha c \cdot \beta$  with label  $c$ , where  $c$  is a terminal symbol
  - 3. there is an  $\epsilon$ -transition from item  $A ::= \alpha \cdot X \beta$  to  $X ::= \cdot \gamma$ , where  $X$  is a non-terminal
  - 4.  $S ::= \cdot A \$$  is the start state
  - 5.  $A ::= \alpha \cdot$  is a final state.

32



## Example NFA for Items

$S ::= \cdot A \$$	$S ::= A \cdot \$$	$A ::= \cdot (A)$
$A ::= ( \cdot A )$	$A ::= (A \cdot )$	$A ::= (A) \cdot$
$A ::= ( \cdot )$	$A ::= ( \cdot )$	$A ::= ( ) \cdot$



33

## The DFA from LR(0) items

- After the NFA for LR(0) is constructed, the resulting DFA for LR(0) parsing can be obtained by the usual NFA2DFA construction.
- we thus require
  - $\epsilon$ -closure(I)
  - move(S, a)

### Fixed Point Algorithm for Closure(I)

- Every item in **I** is also an item in Closure(**I**)
- If  $A ::= \alpha \cdot B \beta$  is in Closure(**I**) and  $B ::= \cdot \gamma$  is an item, then add  $B ::= \cdot \gamma$  to Closure(**I**)
- Repeat until no more new items can be added to Closure(**I**)

## Examples of Closure

Closure( $\{A ::= (\cdot A)\}$ ) =

$$\left\{ \begin{array}{l} A ::= (\cdot A) \\ A ::= \cdot (A) \\ A ::= \cdot ( ) \end{array} \right\}$$

• closure( $\{S ::= \cdot A \$\}$ )

$$\left\{ \begin{array}{l} S ::= \cdot A \$ \\ A ::= \cdot (A) \\ A ::= \cdot ( ) \end{array} \right\}$$

**S ::= · A \$**  
**S ::= A · \$**  
**A ::= · (A)**  
**A ::= ( · A)**  
**A ::= (A ·)**  
**A ::= (A ) ·**  
**A ::= · ( )**  
**A ::= ( · )**  
**A ::= ( ) ·**

35

## Goto() of a set of items

- Goto finds the new state after consuming a grammar symbol while in the current state
- Algorithm for  $Goto(I, X)$  where  $I$  is a set of items and  $X$  is a non-terminal

$$Goto(I, X) = \text{Closure}(\{ A ::= \alpha X \cdot \beta \mid A ::= \alpha \cdot X \beta \text{ in } I \})$$

- goto is the new set obtained by “moving the dot” over  $X$

36

## Examples of Goto

- Goto ( $\{A ::= \cdot(A)\}, ()$ )

$$\left\{ \begin{array}{l} A ::= ( \cdot A) \\ A ::= \cdot (A) \\ A ::= \cdot ( ) \end{array} \right\}$$

- Goto ( $\{A ::= (\cdot A)\}, A$ )

$$\left\{ A ::= (A \cdot ) \right\}$$

**S ::= · A \$**  
**S ::= A · \$**  
**A ::= · (A)**  
**A ::= ( · A)**  
**A ::= ( A · )**  
**A ::= ( A ) ·**  
**A ::= · ( )**  
**A ::= ( · )**  
**A ::= ( ) ·**

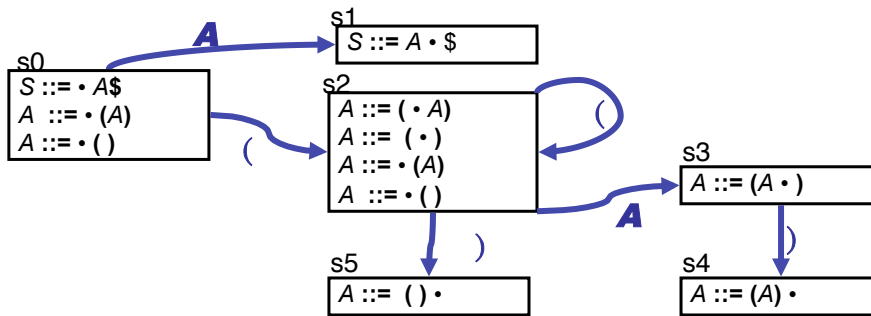
37

## Building the DFA states

- Essentially the usual NFA2DFA construction!!
- Let A be the start symbol and S a new start symbol.
- Create a new rule  $S ::= A \$$
- Create the first state to be  $\text{Closure}(\{ S ::= \cdot A \$\})$
- Pick a state **I**
  - for each item  $A ::= \alpha \cdot X \beta$  in **I**
    - find  $\text{Goto}(\mathbf{I}, \mathbf{X})$
    - if  $\text{Goto}(\mathbf{I}, \mathbf{X})$  is not already a state, make one
    - Add an edge X from state **I** to  $\text{Goto}(\mathbf{I}, \mathbf{X})$  state
- Repeat until no more additions possible

38

## DFA Example



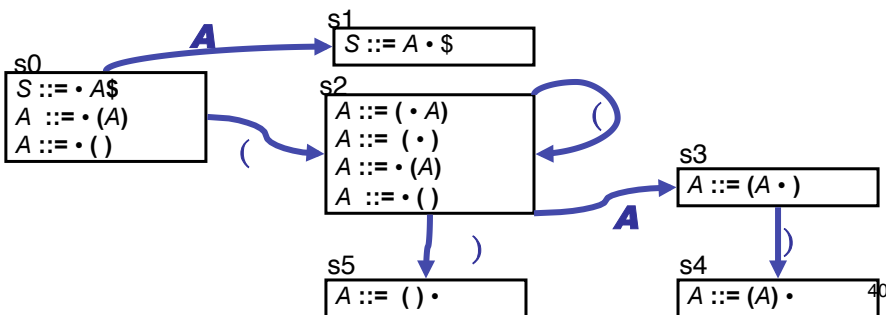
39

## Creating the Parse Table(s)

**(G10)**

- (1) S ::= A \$**
- (2) A ::= ( A )**
- (3) A ::= ( )**

State	(	)	\$	A
s0	shift to s2			goto s1
s1			accept	
s2	shift to s2	shift to s5		goto s3
s3		shift to s4		
s4	reduce (2)	reduce (2)	reduce (2)	
s5	reduce (3)	reduce (3)	reduce (3)	



40

## Parsing with an LR Table

**Use table and top-of-stack and input symbol to get action:**

**If action is**

**shift  $s_n$  : advance input one token,  
push  $s_n$  on stack**

**reduce  $X ::= \alpha$  : pop stack  $2 * |\alpha|$  times (grammar symbols  
are paired with states). In the state  
now on top of stack,  
use goto table to get next  
state  $s_n$ ,  
push it on top of stack**

**accept : stop and accept**

**error : weep (actually, produce a good error  
message)**

41

## Parsing, again...

**(G10)**

**(1)  $S ::= A\$$**

**(2)  $A ::= ( A )$**

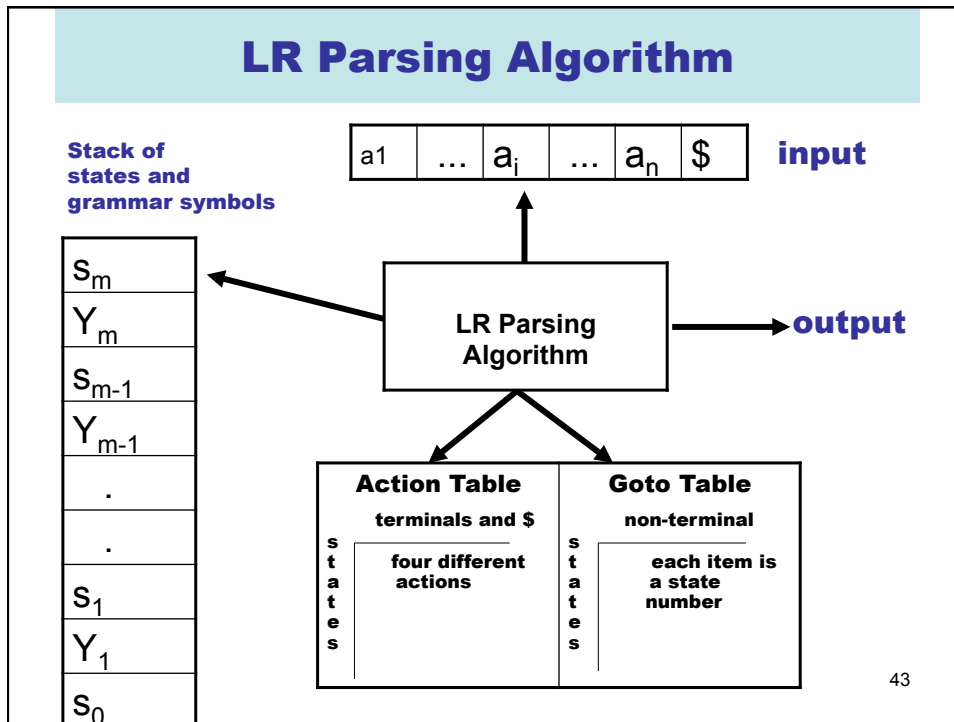
**(3)  $A ::= ( )$**

State	ACTION			Goto
	(	)	\$	A
s0	shift to s2			goto s1
s1			accept	
s2	shift to s2	shift to s5		goto s3
s3		shift to s4		
s4	reduce (2)	reduce (2)	reduce (2)	
s5	reduce (3)	reduce (3)	reduce (3)	

s0	(())\$	shift s2
s0 ( s2	())\$	shift s2
s0 ( s2 ( s2	))\$	shift s5
s0 ( s2 ( s2 ) s5	)\$	reduce A ::= ( )
s0 ( s2 A	)\$	goto s3
s0 ( s2 A s3	)\$	shift s4
s0 ( s2 A s3 ) s4	\$	reduce A ::= (A)
s0 A	\$	goto s1
s0 A s1	\$	ACCEPT!

42

## LR Parsing Algorithm



## Problem With LR(0) Parsing

- **No lookahead**
- **Vulnerable to unnecessary conflicts**
  - **Shift/Reduce Conflicts (may reduce too soon in some cases)**
  - **Reduce/Reduce Conflicts**
- **Solutions:**
  - **LR(1) parsing - systematic lookahead**

44

## LR(1) Items

- An LR(1) item is a pair:  
 $(X ::= \alpha . \beta, a)$ 
  - $X ::= \alpha\beta$  is a production
  - $a$  is a terminal (the lookahead terminal)
  - LR(1) means 1 lookahead terminal
- $[X ::= \alpha . \beta, a]$  describes a context of the parser
  - We are trying to find an  $X$  followed by an  $a$ , and
  - We have (at least)  $\alpha$  already on top of the stack
  - Thus we need to see next a prefix derived from  $\beta a$

45

## The Closure Operation

- Need to modify closure operation:.

Closure(Items) =

repeat

for each  $[X ::= \alpha . Y\beta, a]$  in Items

for each production  $Y ::= \gamma$

for each  $b$  in  $\text{First}(\beta a)$

add  $[Y ::= .\gamma, b]$  to Items

until Items is unchanged

46

## Constructing the Parsing DFA (2)

- A DFA state is a closed set of LR(1) items
- The start state contains  $(S' ::= .S\$, \text{dummy})$
- A state that contains  $[X ::= \alpha., b]$  is labeled with “reduce with  $X ::= \alpha$  on lookahead  $b$ ”
- And now the transitions ...

47

## The DFA Transitions

- A state  $s$  that contains  $[X ::= \alpha.Y\beta, b]$  has a transition labeled  $y$  to the state obtained from  $\text{Transition}(s, Y)$ 
  - $Y$  can be a terminal or a non-terminal

$\text{Transition}(s, Y)$

Items =  $\{$

for each  $[X ::= \alpha.Y\beta, b]$  in  $s$

add  $[X ! \alpha Y.\beta, b]$  to Items

return  $\text{Closure}(\text{Items})$

48



## LR(1)-the parse table

- Shift and goto as before
- Reduce
  - state  $I$  with item  $(A \rightarrow \alpha., z)$  gives a reduce  $A \rightarrow \alpha$  if  $z$  is the next character in the input.
- LR(1)-parse tables are very big

49

## LR(1)-DFA

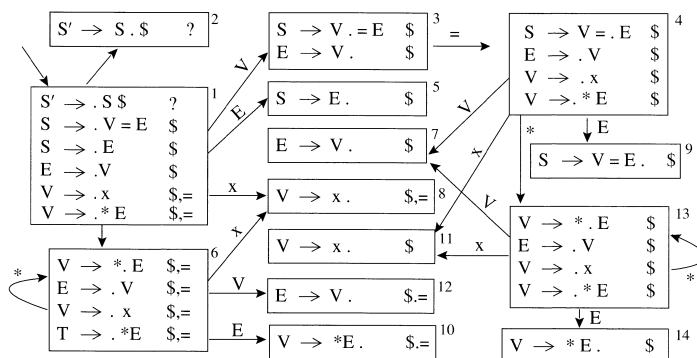
(G11)

$S' ::= S\$$

$S ::= V = E$   
|  $E$

$E ::= V$

$V ::= x$   
|  $*E$



From Andrew Appel, "Modern Compiler Implementation in Java" page 65

50

## LR(1)-parse table

	x	*	=	\$	S	E	V		x	*	=	\$	S	E	V
1	s8	s6			g2	g5	g3	8			r4	r4			
2				acc				9				r1			
3			s4	r3				10			r5	r5			
4	s11	s13				g9	g7	11				r4			
5				r2				12			r3	r3			
6	s8	s6				g10	g12	13	s11	s13				g14	g7
7				r3				14				r5			

51

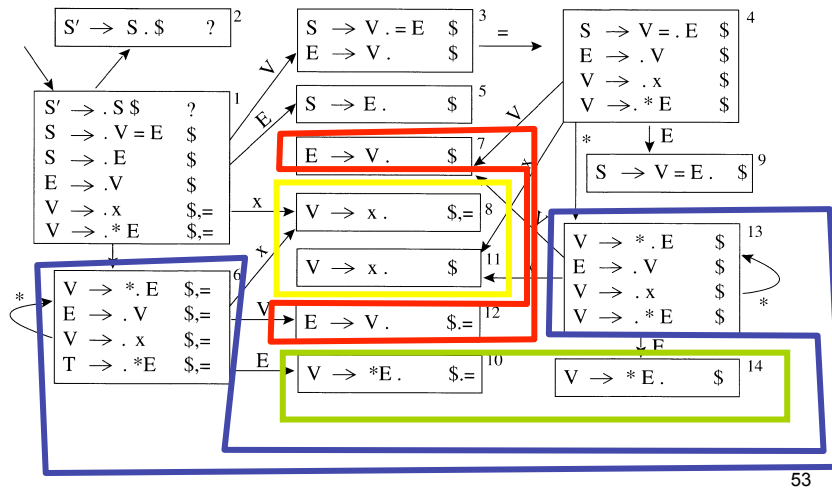
## LALR States

- Consider for example the LR(1) states
  - $\{[X ::= \alpha. , a], [Y ::= \beta. , c]\}$
  - $\{[X ::= \alpha. , b], [Y ::= \beta. , d]\}$
- They have the same core and can be merged to the state
  - $\{[X ::= \alpha. , a/b], [Y ::= \beta. , c/d]\}$
- These are called LALR(1) states
  - Stands for LookAhead LR
  - Typically 10 times fewer LALR(1) states than LR(1)

52

## For LALR(1), Collapse States ...

Combine states 6 and 13, 7 and 12, 8 and 11, 10 and 14.



53

## LALR(1)-parse-table

	x	*	=	\$	S	E	V
1	s8	s6			g2	g5	g3
2				acc			
3			s4	r3			
4	s8	s6				g9	g7
5							
6	s8	s6				g10	g7
7			r3	r3			
8			r4	r4			
9				r1			
10			r5	r5			

54

## LALR vs. LR Parsing

- LALR languages are not “natural”
  - They are an efficiency hack on LR languages
- You may see claims that any reasonable programming language has a LALR(1) grammar, {Arguably this is done by defining languages without an LALR(1) grammar as unreasonable 😊 }.
- In any case, LALR(1) has become a standard for programming languages and for parser generators, in spite of its apparent complexity.

55