Interop 1 - Subnet Configuration

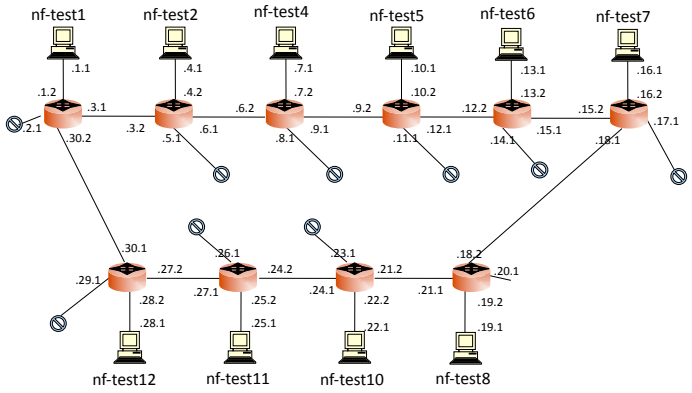

Setup for the Interop 1

Each NetFPGA card has four ports

Port 2 connected to Client / Server

Ports 0 and 3 connected to adjacent NetFPGA cards

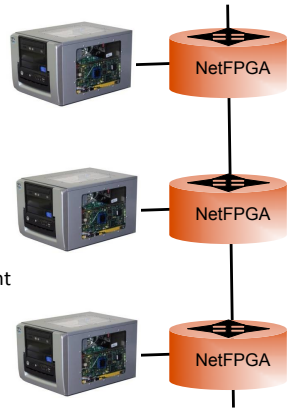

Cable Configuration for Interop 1

- NetFPGA Gigabit Ethernet Interfaces
  - nf2c3 : Left neighbor in network (green)
  - nf2c2 : Local host interface (red)
  - nf2c1 : Not Connected
  - nf2c0 : Right neighbor in network (green)
- Host Ethernet Interfaces
  - eth1 : Local host interface (red)
  - eth2 : Not Connected



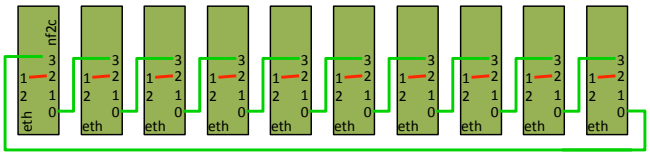

Ring Topo Physical Configuration
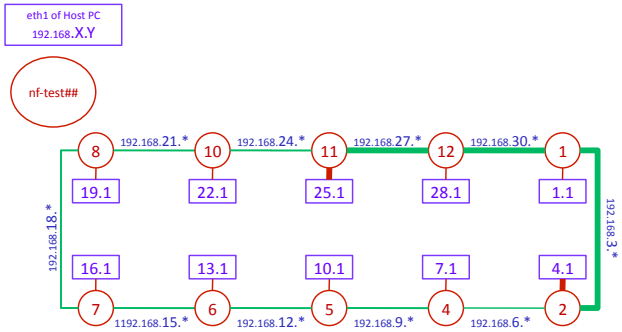
Key: